


**(1)(a) STATEMENT SHOWING SHAREHOLDING PATTERN IN CLAUSE-35**

<b>NAME OF THE COMPANY: ABB LIMITED</b>		<b>Name of the Scrip:</b>	
<b>SCRIP CODE:</b>	500002		
<b>Class of Security:</b>			
<b>QUARTER ENDED:</b>	31/03/2011		
<b>Partly paid-up shares</b>	<b>No. of partly paid-up shares</b>	<b>As a % of total no. of partly paid-up shares</b>	<b>As a % of total no. of shares of the Company.</b>
Held by promoter/promoter group	0	0	0
Held by Public	0	0	0
<b>Total:</b>	<b>0</b>	<b>0</b>	<b>0</b>
<b>Outstanding convertible securities:</b>	<b>No. of outstanding securities</b>	<b>As a % of total no. of outstanding convertible securities.</b>	<b>As a % of total no. of shares of the Company assuming full conversion of the convertible securities</b>
Held by promoter/promoter group	0	0	0
Held by Public	0	0	0
<b>Total:</b>	<b>0</b>	<b>0</b>	<b>0</b>
<b>Warrants:</b>	<b>No. of warrants</b>	<b>As a % of total no. of warrants</b>	<b>As a % of total no. of shares of the Company, assuming full conversion of warrants</b>
Held by promoter/promoter group	0	0	0
Held by Public	0	0	0
<b>Total:</b>	<b>0</b>	<b>0</b>	<b>0</b>
<b>Total paid-up capital of the Company, assuming full conversion of warrants and convertible securities</b>	<b>211908375</b>	<b>0</b>	<b>100.00</b>

**For ABB Limited**




**B. Gururaj**  
Company Secretary



# ABB Limited

2nd Floor, East Wing,  
Khanija Bhavan,  
# 49, Race Course Road,  
Bangalore - 560 001.

CATEGORY CODE	CATEGORY OF SHAREHOLDER	NO OF SHAREHOLDERS	TOTAL NUMBER OF SHARES	NO OF SHARES HELD IN DEMATERIALIZED FORM	TOTAL SHAREHOLDING AS A % OF TOTAL NO OF SHARES		SHARES PLEDGE OR OTHERWISE ENCUMBERED	
					AS PERCENTAGE of (A+B)	As PERCENTAGE of (A+B+C)	NUMBER OF SHARES	AS PERCENTAGE
(I)	(II)	(III)	(IV)	(V)	(VI)	(VII)	(VIII)	(IX)=(VIII)/(IV)*100
<b>(A)</b>	<b>PROMOTER AND PROMOTER GROUP</b>							
(1)	INDIAN							
(a)	Individual /HUF	0	0	0	0.00	0.00	0	0.00
(b)	Central Government/State Government(s)	0	0	0	0.00	0.00	0	0.00
(c)	Bodies Corporate	0	0	0	0.00	0.00	0	0.00
(d)	Financial Institutions / Banks	0	0	0	0.00	0.00	0	0.00
(e)	Others	0	0	0	0.00	0.00	0	0.00
	<b>Sub-Total A(1) :</b>	<b>0</b>	<b>0</b>	<b>0</b>	<b>0.00</b>	<b>0.00</b>	<b>0</b>	<b>0.00</b>
(2)	FOREIGN							
(a)	Individuals (NRIs/Foreign Individuals)	0	0	0	0.00	0.00	0	0.00
(b)	Bodies Corporate	4	158931282	52689512	75.00	75.00	0	0.00
(c)	Institutions	0	0	0	0.00	0.00	0	0.00
(d)	Others	0	0	0	0.00	0.00	0	0.00
	<b>Sub-Total A(2) :</b>	<b>4</b>	<b>158931282</b>	<b>52689512</b>	<b>75.00</b>	<b>75.00</b>	<b>0</b>	<b>0.00</b>
	<b>Total A=A(1)+A(2)</b>	<b>4</b>	<b>158931282</b>	<b>52689512</b>	<b>75.00</b>	<b>75.00</b>	<b>0</b>	<b>0.00</b>
<b>(B)</b>	<b>PUBLIC SHAREHOLDING</b>							
(1)	INSTITUTIONS							
(a)	Mutual Funds /UTI	8	1625069	1625069	0.77	0.77		
(b)	Financial Institutions /Banks	65	24501082	24491132	11.56	11.56		
(c)	Central Government / State Government(s)	0	0	0	0.00	0.00		
(d)	Venture Capital Funds	0	0	0	0.00	0.00		
(e)	Insurance Companies	0	0	0	0.00	0.00		
(f)	Foreign Institutional Investors	75	6657320	6656015	3.14	3.14		
(g)	Foreign Venture Capital Investors	0	0	0	0.00	0.00		
(h)	Others	0	0	0	0.00	0.00		
	<b>Sub-Total B(1) :</b>	<b>148</b>	<b>32783471</b>	<b>32772216</b>	<b>15.47</b>	<b>15.47</b>		
(2)	NON-INSTITUTIONS							
(a)	Bodies Corporate	952	1514153	1479817	0.71	0.71		
(b)	Individuals							
	(i) Individuals holding nominal share	88991	17920545	14355422	8.46	8.46		
	(ii) Individuals holding nominal share	4	344035	344035	0.16	0.16		
(c)	Others							
	<b>DIRECTORS &amp; RELATIVES</b>	<b>2</b>	<b>3500</b>	<b>3500</b>	<b>0.00</b>	<b>0.00</b>	<b>0</b>	<b>0.00</b>
	<b>TRUSTS</b>	<b>66</b>	<b>56746</b>	<b>50866</b>	<b>0.03</b>	<b>0.03</b>		
	<b>NON RESIDENT INDIANS</b>	<b>1574</b>	<b>328938</b>	<b>324003</b>	<b>0.16</b>	<b>0.16</b>		
	<b>CLEARING MEMBERS</b>	<b>152</b>	<b>25705</b>	<b>25705</b>	<b>0.01</b>	<b>0.01</b>		
	<b>Sub-Total B(2) :</b>	<b>91741</b>	<b>20193622</b>	<b>16583348</b>	<b>9.53</b>	<b>9.53</b>		
	<b>Total B=B(1)+B(2) :</b>	<b>91889</b>	<b>52977093</b>	<b>49355564</b>	<b>25.00</b>	<b>25.00</b>		
	<b>Total (A+B) :</b>	<b>91893</b>	<b>211908375</b>	<b>102045076</b>	<b>100.00</b>	<b>100.00</b>		
<b>(C)</b>	<b>Shares held by custodians, against which Depository Receipts have been issued</b>							
(1)	Promoter and Promoter Group							
(2)	Public	0	0	0	0.00	0.00		
	<b>GRAND TOTAL (A+B+C) :</b>	<b>91893</b>	<b>211908375</b>	<b>102045076</b>	<b>100.00</b>	<b>0.00</b>		



(I)(b) STATEMENT SHOWING SHAREHOLDING OF PERSONS BELONGING TO "PROMOTER GROUP"						
SLNO	NAME OF THE SHAREHOLDER	TOTAL SHARES HELD		SHARES PLEDGED OR OTHERWISE		
		TOTAL SHARES	AS a % OF GRAND TOTAL (A)+(B)+(C)	PLEDGE SHARES	AS a PERCENTAGE	AS a % OF GRAND TOTAL
(I)	(II)	(III)	(IV)	(V)	(VI)=(V)/(III)*100	(VII)
1	ABB ASEA BROWN BOVERI LIMITED	93063360	43.92	0	0.00	0.00
2	ABB ASEA BROWN BOVERI LTD	52689512	24.86	0	0.00	0.00
3	ABB NORDEN HOLDING AB	12540330	5.92	0	0.00	0.00
4	ABB ASEA BROWN BOVERI LTD	638080	0.30	0	0.00	0.00
	<b>TOTAL :</b>	<b>158931282</b>	<b>75.00</b>	<b>0</b>	<b>0.00</b>	<b>0.00</b>


(I)(c) STATEMENT SHOWING SHAREHOLDING OF PERSONS BELONGING TO "PUBLIC GROUP" HOLDING > 1% OF THE TOTAL NUMER OF SHARES			
SLNO	NAME OF THE SHAREHOLDER	NO OF SHARES	PERCENTAGE
1	LIFE INSURANCE CORPORATION OF INDIA	20045555	9.46
2	ABERDEEN ASSET MANAGERS LIMITED A/C ABERDEEN INTERNATIONAL INDIA OPPORTUNITIES FUND (MAURITIUS) LIMITED	4908699	2.32
	<b>TOTAL :</b>	<b>24954254</b>	<b>11.78</b>

(I)(d) STATEMENT SHOWING DETAILS OF LOCKED-IN SHARES"				
SLNO	NAME OF THE SHAREHOLDER	CAT. CODE	NO OF SHARES	PERCENTAGE
	<b>TOTAL :</b>		<b>0</b>	<b>0</b>

(II)(a) STATEMENT SHOWING DETAILS OF DEPOSITORY RECEIPTS (DRS)				
Sr.No.	Type of outstanding DR (ADRs,GDRs,SDRs,etc.)	Number of outstanding DRs	Number of shares underlying outstanding DRs	Shares underlying outstanding DRs as a percentage of total number of shares (i.e.,
	<b>TOTAL :</b>	<b>0</b>	<b>0</b>	<b>0</b>

(II)(b) Statement showing Holding of Depository Receipts (DRs), where underlying shares held				
Sr.No.	Name of the DR Holder	Type of outstanding DR (ADRs,GDRs,SDRs,etc.)	Number of shares underlying outstanding DRs	Shares underlying outstanding DRs as a percentage of total number of shares (i.e., Grand Total (A)+(B)+(C) indicated in Statement
	<b>TOTAL :</b>		<b>0</b>	<b>0</b>

For ABB Limited

  
**B. Gururaj**  
 Company Secretary

