


(1)(a) STATEMENT SHOWING SHAREHOLDING PATTERN IN CLAUSE-35

NAME OF THE COMPANY: ABB LIMITED			
SCRIP CODE:	500002 (BSE)	Name of the Scrip:	ABB(NSE)
Class of Security:			
QUARTER ENDED:	31/12/2011		
Partly paid-up shares		As a % of total no. of partly paid-up shares	As a % of total no. of shares of the Company.
Held by promoter/promoter group		0	0
Held by Public		0	0
Total:		0	0
Outstanding convertible securities:		As a % of total no. of outstanding convertible securities.	As a % of total no. of shares of the Company assuming full conversion of the convertible securities
Held by promoter/promoter group		0	0
Held by Public		0	0
Total:		0	0
Warrants:		As a % of total no. of warrants	As a % of total no. of shares of the Company, assuming full conversion of warrants
Held by promoter/promoter group		0	0
Held by Public		0	0
Total:		0	0
Total paid-up capital of the Company, assuming full conversion of warrants and convertible securities		211908375	100.00




CATEGORY CODE	CATEGORY OF SHAREHOLDER	NO OF SHAREHOLDERS	TOTAL NUMBER OF SHARES	NO OF SHARES HELD IN DEMATERIALIZED FORM	TOTAL SHAREHOLDING AS A % OF TOTAL NO OF SHARES		SHARES PLEDGE OR OTHERWISE ENCUMBERED	
					AS a PERCENT AGE of (A+B)	As a PERCENTAGE of (A+B+C)	NUMBER OF SHARES	AS a PERCENT AGE (IX)=(VIII)/(IV)*100
(I)	(II)	(III)	(IV)	(V)	(VI)	(VII)	(VIII)	(IX)
(A)	PROMOTER AND PROMOTER GROUP							
(1)	INDIAN							
(a)	Individual /HUF	0	0	0	0.00	0.00	0	0.00
(b)	Central Government/State Government(s)	0	0	0	0.00	0.00	0	0.00
(c)	Bodies Corporate	0	0	0	0.00	0.00	0	0.00
(d)	Financial Institutions / Banks	0	0	0	0.00	0.00	0	0.00
(e)	Others	0	0	0	0.00	0.00	0	0.00
	Sub-Total A(1) :	0	0	0	0.00	0.00	0	0.00
(2)	FOREIGN							
(a)	Individuals (NRIs/Foreign Individuals)	0	0	0	0.00	0.00	0	0.00
(b)	Bodies Corporate	2	158931282	158931282	75.00	75.00	0	0.00
(c)	Institutions	0	0	0	0.00	0.00	0	0.00
(d)	Others	0	0	0	0.00	0.00	0	0.00
	Sub-Total A(2) :	2	158931282	158931282	75.00	75.00	0	0.00
	Total A=A(1)+A(2)	2	158931282	158931282	75.00	75.00	0	0.00
(B)	PUBLIC SHAREHOLDING							
(1)	INSTITUTIONS							
(a)	Mutual Funds /UTI	14	3057284	3057284	1.44	1.44		
(b)	Financial Institutions /Banks	55	24137695	24127745	11.39	11.39		
(c)	Central Government / State Government(s)	0	0	0	0.00	0.00		
(d)	Venture Capital Funds	0	0	0	0.00	0.00		
(e)	Insurance Companies	0	0	0	0.00	0.00		
(f)	Foreign Institutional Investors	66	6385574	6384269	3.01	3.01		
(g)	Foreign Venture Capital Investors	0	0	0	0.00	0.00		
(h)	Others	0	0	0	0.00	0.00		
	Sub-Total B(1) :	135	33580553	33569298	15.85	15.85		
(2)	NON-INSTITUTIONS							
(a)	Bodies Corporate	1028	1207585	1175664	0.57	0.57		
(b)	Individuals							
	(i) Individuals holding nominal share capital upto Rs.1 lakh	84955	17321413	13936926	8.17	8.17		
	(ii) Individuals holding nominal share capital in excess of Rs.1 lakh	5	392535	392535	0.19	0.19		
(c)	Others							
	TRUSTS	66	59261	53381	0.03	0.03		
	DIRECTOR & RELATIVES	2	3500	3500	0.00	0.00		
	NON RESIDENT INDIANS	1489	332742	327807	0.16	0.16		
	CLEARING MEMBERS	110	79504	79504	0.04	0.04		
	Sub-Total B(2) :	87655	19396540	15969317	9.15	9.15		
	Total B=B(1)+B(2) :	87790	52977093	49538615	25.00	25.00		
	Total (A+B) :	87792	211908375	208469897	100.00	100.00		
(C)	Shares held by custodians, against which Depository Receipts have been issued							
(1)	Promoter and Promoter Group							
(2)	Public	0	0	0	0.00	0.00		
	GRAND TOTAL (A+B+C) :	87792	211908375	208469897	100.00	0.00	0	0.00




(I)(b) Statement showing holding of securities (including shares, warrants, convertible securities) of persons belonging to the category "Promoter and Promoter Group"											
Sr.No	Name of the Shareholder	Details of Shares held		Encumbered shares (*)			Details of Warrants		Details of convertible securities		Total Shares (including underlying shares assuming full conversion of warrants and convertible securities) as a % of diluted share capital
		No. of Shares held	As a % of grand total (A)+(B)+(C)	Pledge Shares	AS a percentage (VI)=(V)/(III)*100	AS a % of grand total (A) + (B) + (C) of sub-clause (I)(a)	Number of warrants held	As a % total number of warrants of the same class	Number of convertible securities held	As a % total number of convertible securities of the same class	
(I)	(II)	(III)	(IV)	(V)	(VI)=(V)/(III)*100	(VII)	(VIII)	(IX)	(X)	(XI)	(XII)
1	ABB ASEA BROWN BOVERI LTD	146390952	69.08	0	0.00	0.00	0	0.00	0	0.00	0.00
2	ABB NORDEN HOLDING AB	12540330	5.92	0	0.00	0.00	0	0.00	0	0.00	0.00
	TOTAL :	158931282	75.00	0	0.00	0.00	0	0.00	0	0.00	0.00

(I)(c)(i) Statement showing holding of securities (including shares, warrants, convertible securities) of persons belonging to the category "P"									
Sr.No.	Name of the shareholder	Number of shares held	Shares as a percentage of total number of shares (i.e., Grant total (A)+(B)+(C) indicated in Statement at para (I)(a) above)	Details of warrants		Details of convertible securities			Total shares (including underlying shares assuming full conversion of warrants and convertible securities) as a % of diluted share capital)
				Number of warrants held	As a % total number of warrants of the same class	Number of convertible securities held	% w.r.t total number of convertible securities of the same class		
1	LIFE INSURANCE CORPORATION OF	20134827	9.50	0	0.00	0	0.00	0.00	0.00
2	ABERDEEN GLOBAL INDIAN EQUITY	4908699	2.32	0	0.00	0	0.00	0.00	0.00
	TOTAL :	25043526	11.82	0	0.00	0	0.00	0.00	0.00



Sl. No.	Name(s) of the shareholder(s) and the shares held	Number of shares held	Share as a percentage of total number of shares (i.e., Grant total (A)-(B)(C) Indicated in Statement at para (1)(a) above)	Details of warrants		Details of convertible securities		Total shares (including underlying shares assuming full conversion of warrants and convertible securities) as a % of diluted share capital)
				Number of warrants held	As a % total number of warrants of the same class	Number of convertible securities held	% w.r.t total number of convertible securities of the same class	
	LIFE INSURANCE CORPORATION 1 OF INDIA	20134827	9.50	0	0.00	0	0.00	0.00
	TOTAL	20134827	9.50	0	0.00	0	0.00	0.00



STATEMENT SHOWING DETAILS OF LOCKED-IN SHARES"			
SLNO	NAME OF THE SHAREHOLDER	CAT. CODE	NO OF SHARES
TOTAL :			PERCENTAGE
			0
			0

STATEMENT SHOWING DETAILS OF DEPOSITORY RECEIPTS (DRS)			
Sr.No.	Type of outstanding DR (ADRs,GDRs,SDRs,etc.)	Number of outstanding DRs	Number of shares underlying outstanding DRs
TOTAL :			Shares underlying outstanding DRs as a percentage of total number of shares {i.e., Grand Total (A)+(B)+(C) indicated in
		0	0
			0

STATEMENT showing Holding of Depository Receipts (DRs), where underlying shares held by "Promoter/Promoter group"			
Sr.No.	Name of the DR Holder	Type of outstanding DR (ADRs,GDRs,SDRs,etc.)	Number of shares underlying outstanding DRs
TOTAL :			Shares underlying outstanding DRs as a percentage of total number of shares {i.e., Grand Total (A)+(B)+(C) indicated in
			0
			0

