



MO HSE-SA

# Introduction to HSE for new employees

Site Turgi

01.08.2023



- 01.** Location overview & emergency behavior
- 02.** Communication in case of an incident
- 03.** Unsafe conditions, unsafe behavior and prevention
- 04.** HSE-SA organization on site
- 05.** Site safety rules





# **Location overview & emergency behavior**

# Overview site Turgi

## Where is what?

- A** Reception
- B** Roald
- C** FIRST (Company fire brigade)
- D** Side entrance
- E** Gusti 1
- F** Gusti 2
- G** Institut für Arbeitsmedizin (ifa)
- H** HalleZora
- I** Delivery entrance
- J** Leilab 1
- K** Leilab 2
- L** Hall Rolf
- M** Bob
- N** Nord
- O** Hall Kuk / Réne
- P** Visitor parking
- Q** Employee parking



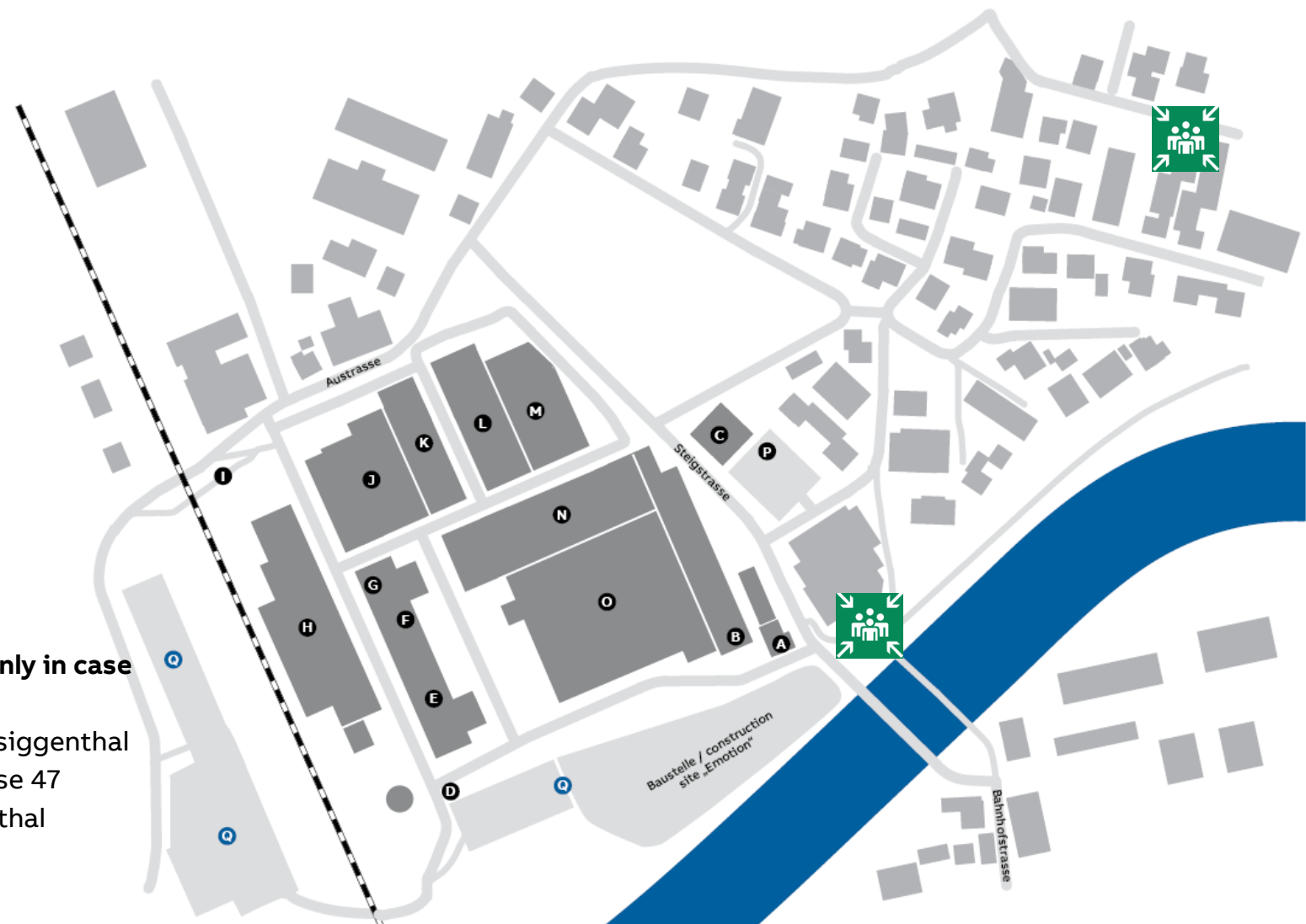
### Assembly point

Restaurant Aubrücke  
Stichstrasse 1  
5300 Turgi



### Assembly point only in case of flood

Ref. church Untersiggenthal  
Breitensteinstrasse 47  
5417 Untersiggenthal




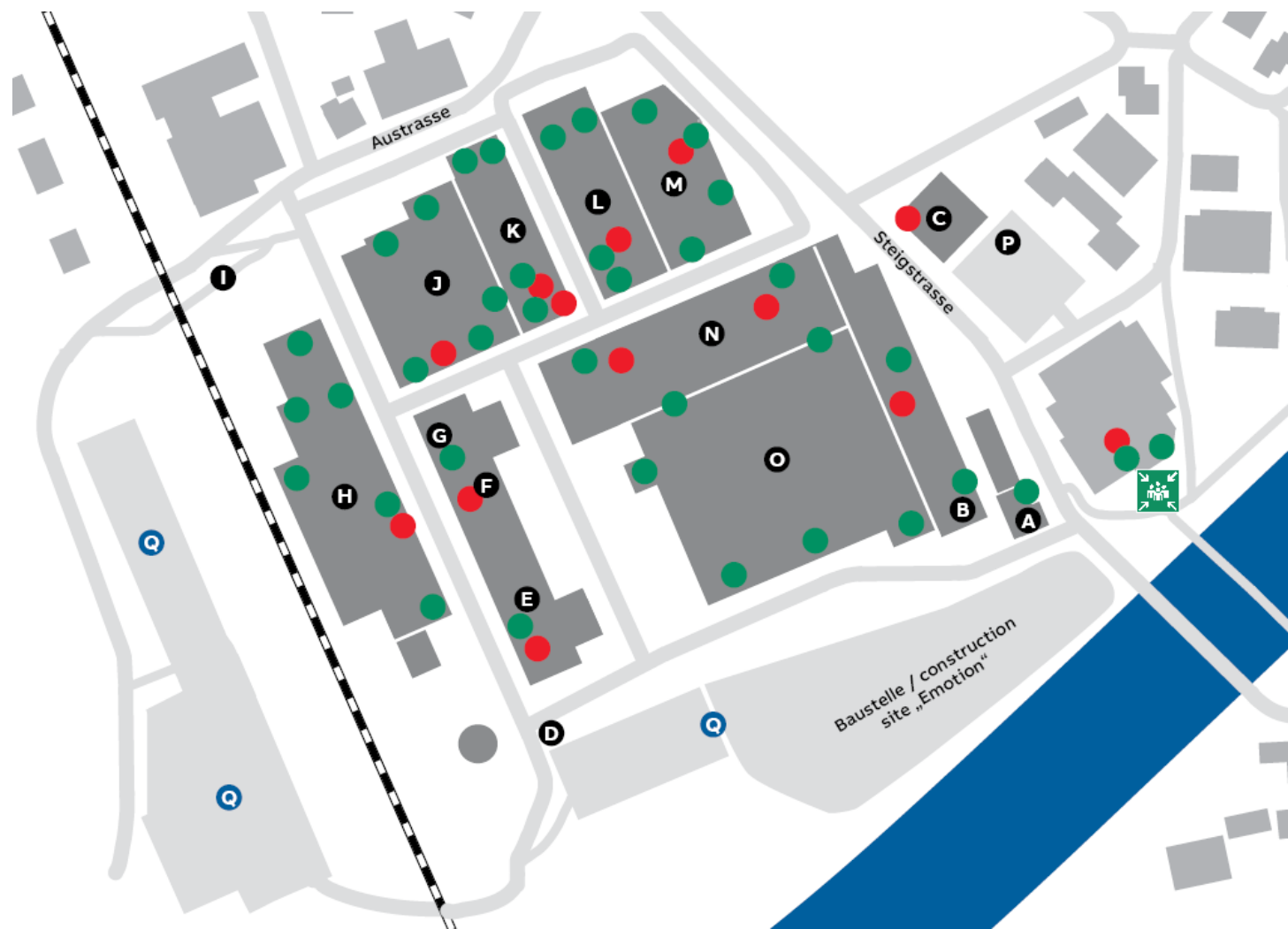
# Overview emergency facilities

## Legende

- A** Health center (ifa)
- B** Fire brigade «FIRST»
- C** Reception
- AED's on site
- Escape routes on site

## Anzutreffende Piktogramme

- |   |   |
|---|---|
|  AED               |  Assembly point     |
|  First aid box    |  Betriebsnothelfer |
|  Emergency exit   |  Fire extinguisher |
|  Emergency switch |  Water hose        |



# Behavior in case of emergency

## Fire



### Alarm

- Remain calm, raise the alarm: **112 (internal 44112)** or press manual button



### Rescue and warn

- Provide assistance
- Rescue the disabled and injured



### Extinguish fire

- Extinguish fire with hand fire extinguishers, wet fire extinguishing posts



### Close doors & windows

- Close windows and doors when going out (prevent smoke and fire from spreading)



### Elevators

- Never use elevators in case of fire!

## Evacuation



### Listen and follow

- Follow instructions of the alarm organization and information sheets



### Leave the building

- Leave building quietly and quickly
- Use nearest exit
- Never use elevators



### Help

- Support the disabled and injured
- Do not put yourself in danger!



### Gather

- Go directly to the assembly point
- Do not leave the assembly point without instructions



### Attention!

- Never go back into the danger zone

## Erste Hilfe



### Check – Think – Act

- Check (check situation)
- Think (recognize consequential dangers)
- Act (protect yourself, secure accident site)



### Rescue

- Do not put yourself in danger!
- Rescue injured persons from danger zone



### Immediate measures

- Protect yourself (gloves)
- Assess injured person



### Alert

Before alerting: check consciousness

- Notruf
- Med. Hilfe
- Wer meldet?
- Was ist passiert?
- Wo ist es passiert?
- Wann ist es passiert?
- Welche Hilfe?

**Tel. 112**  
**Tel. 9 31 05**  
Name & Tel  
Ereignisart  
Ort, Gebäude  
Zeitpunkt  
Nothelfer, Ambulanz



### Betreuen

- Verletzte bis zum Eintreffen der Hilfe betreuen
- Hilfe & Rettungskräfte einweisen, unterstützen
- HSE BP informieren: **Tel. 9 29 19**

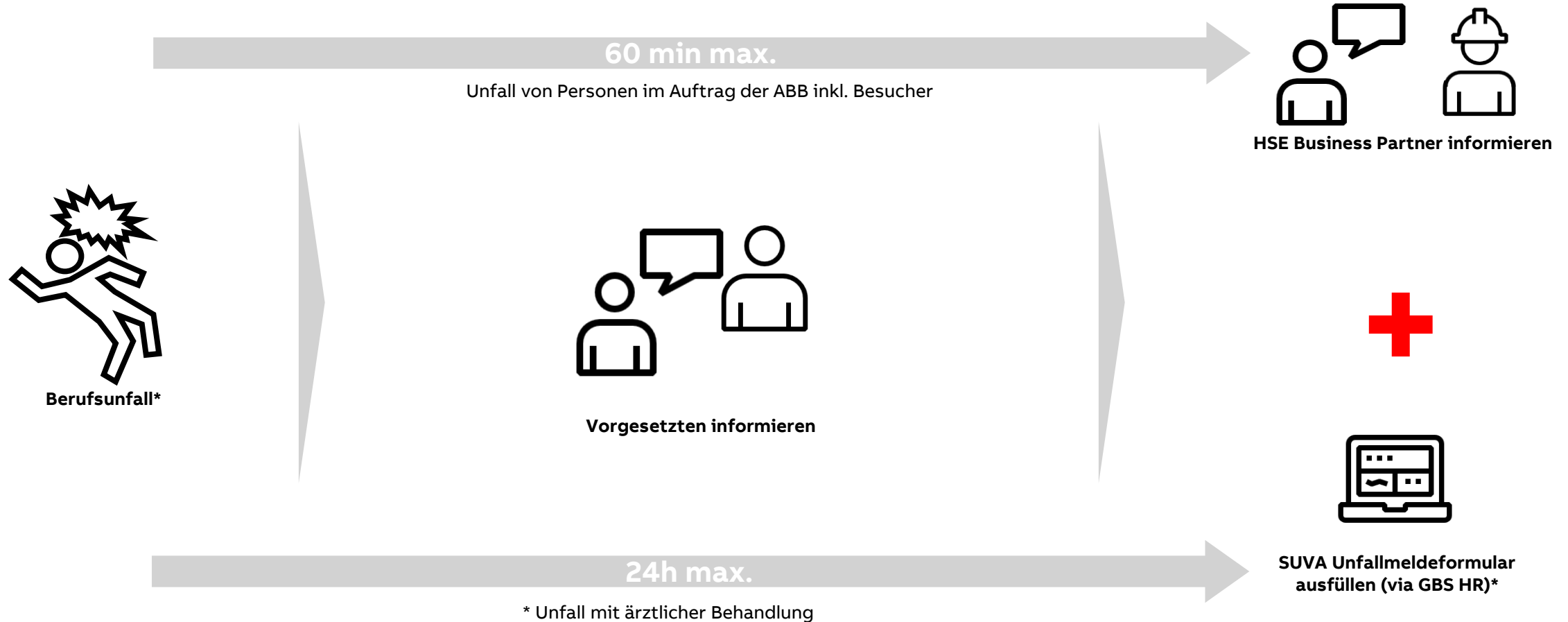




# **Communication in case of an incident**

# Communication during events

## Accidents



\* Informationen und Hilfe zu Meldung von Ereignissen können unter <https://go.insideplus.abb.com/ch/group-functions/arbeitsicherheit> gefunden werden.



---

# Communication during incidents

## Environmental events



### IN CASE OF FLOOD

Leave the area and go to the assembly point (Reformed Church Untersiggenthal).



### POWER FAILURE OR CHEMICAL EXHAUST (> 50l)

1. Dial emergency phone no. 112
2. Turn off pumps, etc.
3. Cover connection to sewerage system



### BATTERY DAMAGE

1. Put yourself, as well as work colleagues in safety
2. Dial emergency (112)

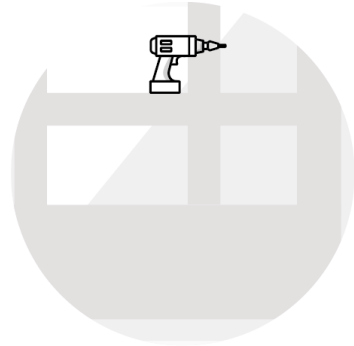




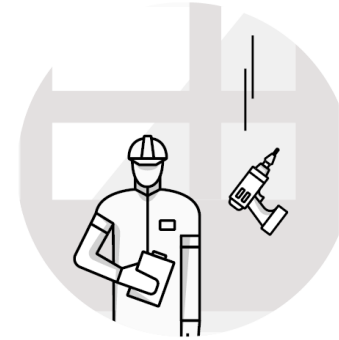
# Prevention

Unsafe conditions &  
unsafe behavior

# Incident, near miss or hazard?



**Hazard**  
Free standing drilling machine on the edge of scaffolding lying around



**Near miss**  
Drill falls down and almost hits the person, but does not cause any injury



**Incident**  
Drill falls down and injures the person concerned.



**Hazard**  
Container with chemical not closed



**Near miss**  
Container with chemical leaks, but is absorbed by a basin



**Incident**  
Chemical leaks and enters the ecosystem (river, runoff, etc.)

# Potential hazards in the area of health & safety



Working at heights



Existing equipment defective, not suitable



Fix hazard and get correct equipment



Manual handling



Objects that are too heavy are moved by hand



Make employees aware / stop and use appropriate lifting equipment



Work environment



Trip hazards present (cables, material...)



Remove trip hazards if possible, mark visibly



Working methods



Barriers are disregarded or ignored



Make employees aware



Infrastructure



Defective lamp, flickering or not working



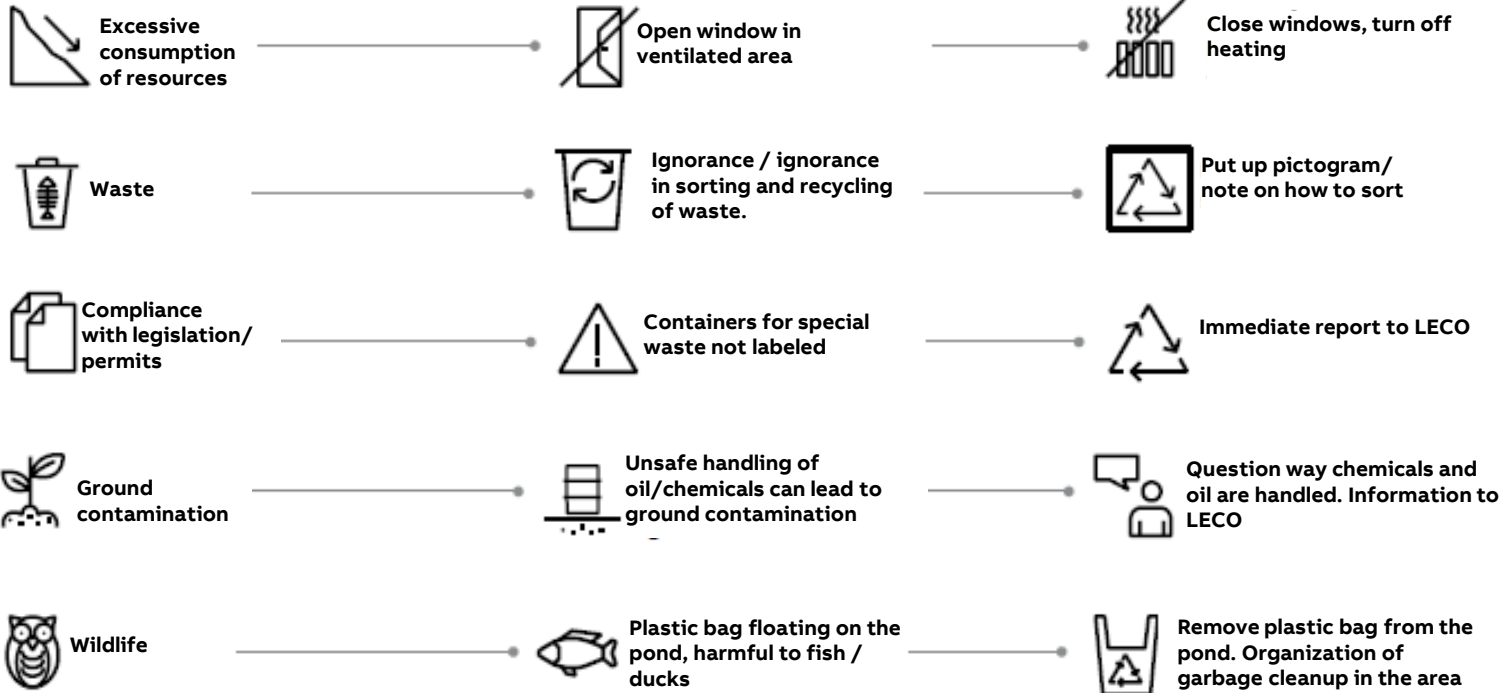
Direct report to Apleona

→ All unsafe situations / operations are reported via Intalex.

[Link to Intalex](#)



# Possible hazards in environmental area



→ All unsafe situations / operations are reported via Intalex.

[Link to Intalex](#)

---

# Environmental event

## Prevention

### 44 112

#### PRE-INFORM FIRE BRIGADE

When filling/transferring chemicals (> 50 l)

### 44 112 ((⊙))

#### PRE-INFORM FIRE BRIGADE

In case of damages on capacitors

### Information

#### DEFINITION OF DAMAGE

Please check 3BHS891058 D01



# Organization

HSE team on site



**Andreas Koch**  
Country Sustainability  
Safety and Security  
Manager



**Oliver Weitemeyer**  
HSE Business Partner  
Factory



**Nick Marolf**  
HSE Business Partner  
MOSD & SAFO / SECO  
(Site Turgi)



**Grazyna Oberlin-Momot**  
Motion Traction HSE  
Business Partner/ Global  
Division HSE Manager  
Traction



**Dominik Fritz**  
Electrical Safety Champion



**Doina Etter**  
Environment Specialist




**Thomas A. Eckert**  
HSE Manager PAEN



**Robine Heylen**  
Local Environment Officer  
(LECO)



**Stefan Vogler**  
HSE

A large, light grey icon of three stylized human figures. A red horizontal line is positioned above the first figure.  
**Wir sind für  
euch da!**





# **Safety rules**

# Goldene Regeln der Arbeitssicherheit



**Personal Protective Equipment PPE**  
Protection against injuries



**Ladders and working platforms**  
Only use intact, tested platforms



**Working at height (>2m)**  
Secure against falling



**Work order**  
Stop & Check



**Safe operating equipment**  
Only work with tested operating equipment



**Suspended loads**  
Never step under suspended loads



**Electricity**  
5+5 life saving rules to follow



**Order**  
Avoid trip and fall traps



**Dangerous zones**  
Access for unauthorized persons prohibited



**Road safety**  
Attention in road traffic

---


# Fences and barriers



Barriers and fences are to be respected



These may **not** be entered without express permission





# Further information

Further information on safety and all other information can be found in the Inside+. Of course, we from the HSE team are happy to answer any questions!

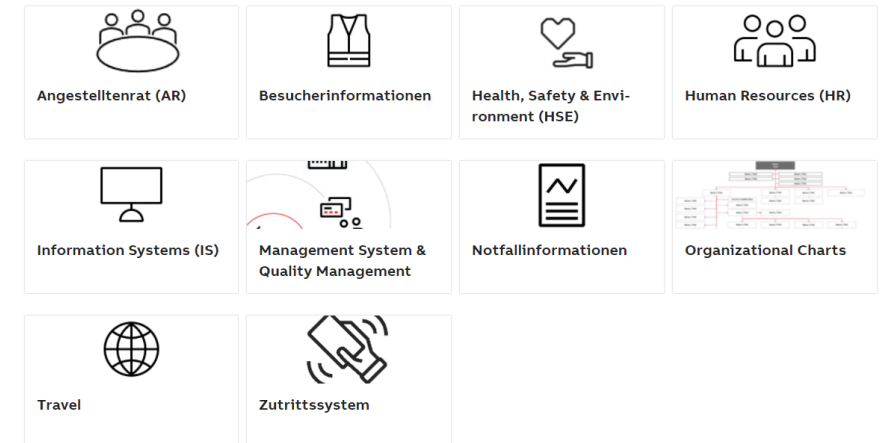
→ [Link Inside+ Turgi](#) (most information is only available in german language)



Inside+ > Businesses > Motion Schweiz > Motion Schweiz > Wichtige Informationen

## Wichtige Informationen

Willkommen auf der Inside+-Seite von Untersiggenthal/Turgi. Hier findest du relevante Informationen rund um unseren Standort.





**ABB**