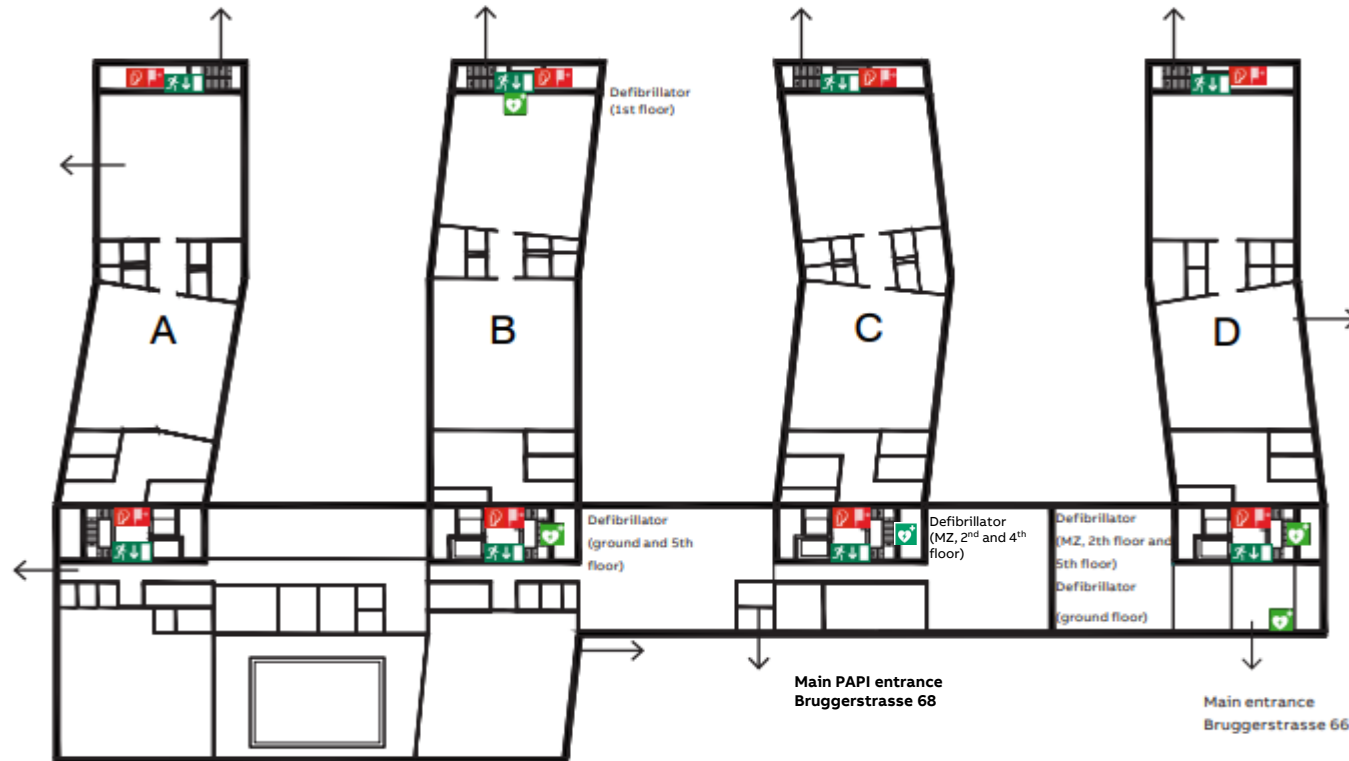







# Power Tower Emergency Information



-  Fire extinguisher
-  Fire hose
-  Defibrillator
-  Escape route
-  Emergency exit (on ground floor)

## Contact

ABB Switzerland AG  
Bruggerstrasse 66  
5400 Baden, Switzerland  
Phone +41 58 585 38 39  
empfang.abbpowertower@ch.abb.com



- This is the emergency number for alerting the emergency center of ABB and subsequently the relevant emergency teams
- The layout is also available in higher details on the [Smartcampus](#)

# Power Tower Emergency Information

## Fire



### Alarm

- Stay calm
- Press the manual button or alert the fire department

Phone 112



### Rescue and warning

- Provide assistance
- Warn persons who are exposed to danger
- Rescue disabled and injured persons



### Extinguish fire

- Do not put yourself in danger!
- Use a fire extinguisher/hose reel for fire fighting



### Close

- Close windows and doors when leaving the building (to prevent fire and smoke from spreading)



### Attention!

- Never use the elevators during a fire
- Use the stairs to exit the building and go directly to the meeting point

## Evacuation



### Alarm

- When the alarm rings, leave the building immediately and calmly by the nearest emergency exit route



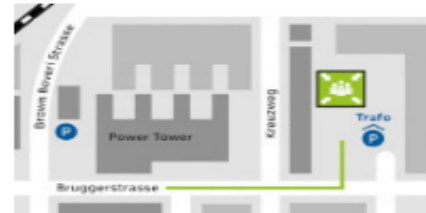
### Follow

- Follow the instructions of emergency organisations and information sheets
- Never use the elevator for evacuations
- Support disabled and injured persons



### Meet

- Meeting point is the Trafo-Platz
- Do not leave the meeting point without permission from the operational command



### Important!

- Never return to the danger zone

## First Aid



### Basic principles

- Look (Review the situation)
- Think (Recognize subsequent hazards)
- Act (Protect yourself, secure the accident site)



### Rescue

- Protect yourself (use gloves)
- Do not put yourself in danger
- Rescue injured persons from the danger zone



### Alarm

- Company doctor
  - from landline: **114**
  - from mobile: **44 114**
- Ambulance Phone: **112**
  - Where is the accident site?
  - Who is calling?
  - What happened?
  - When did the accident occur?
  - How many people are injured?



### Assistance

- Attend to injured persons until medical help arrives
- Brief and support rescue teams



### Location Defibrillators

- |   |                                    |                                    |
|---|------------------------------------|------------------------------------|
| • Block B, ground floor main stairway     | • Block D, ground floor reception  | • Block C, MZ main stairway        |
| • Block B, first floor emergency stairway | • Block D, MZ main stairway        | • Block C, 2nd floor main stairway |
| • Block B, fifth floor main stairway      | • Block D, 2th floor main stairway | • Block C, 4th main stair way      |
|   | • Block D, 5th floor main stairway |                                    |

Please bookmark the inside+ page for Power Tower emergency information.

# Power Tower Emergency Information

## First Aid & Emergency response team

### First Aid Providers

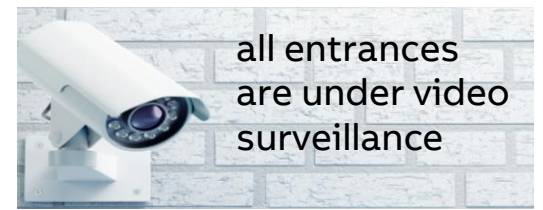
Andrea Di Trana	079 548 13 76
Andrew Wilson	076 383 05 88
Brigitte Hartmann	079 664 74 91
Desmond Utton	079 645 53 64
Ehsan Soltani	079 584 57 58
Huy Heng Lor	079 764 86 73
Randy Acquaye	079 702 65 73
Sabrina Rothenfluh	079 158 60 03
Sandy Eigenmann	076 385 79 82
Serge Belz	079 879 66 27
Stephanie Klein	079 940 54 80
Thomas Heuscher	079 460 94 29
Thomas Kruger	079 372 43 65
Tomm Tilliot	079 283 39 12
Urs Steiger	079 570 17 43
Urs Striebel	079 572 01 53
Vladan Jokic	079 543 65 06

### Evacuation Helpers

<b>1OG:</b>	<b>3OG:</b>
Martin Bucher	Frederic Demmerle
Philipp Gehrig	Mariola Hinkel
Peter Zahn	Sofien Benaissa
Urs Striebel	Talayeh Poursaid
Stephan Schmidli	Vanessa Jensen
Marcel Rauber	
Patrick Beiring	
<b>2OG:</b>	<b>4OG:</b>
Sandy Eigenmann	Brigitte Hartmann
Desmond Utton	Manuel Böhler
Paulo Almeida	Vladan Jokic
Thomas Heuscher	Ross Barry
Tomasz Strzepek	Kevin Pretorius
	Andrew Wilson
	Rolf Schwarz

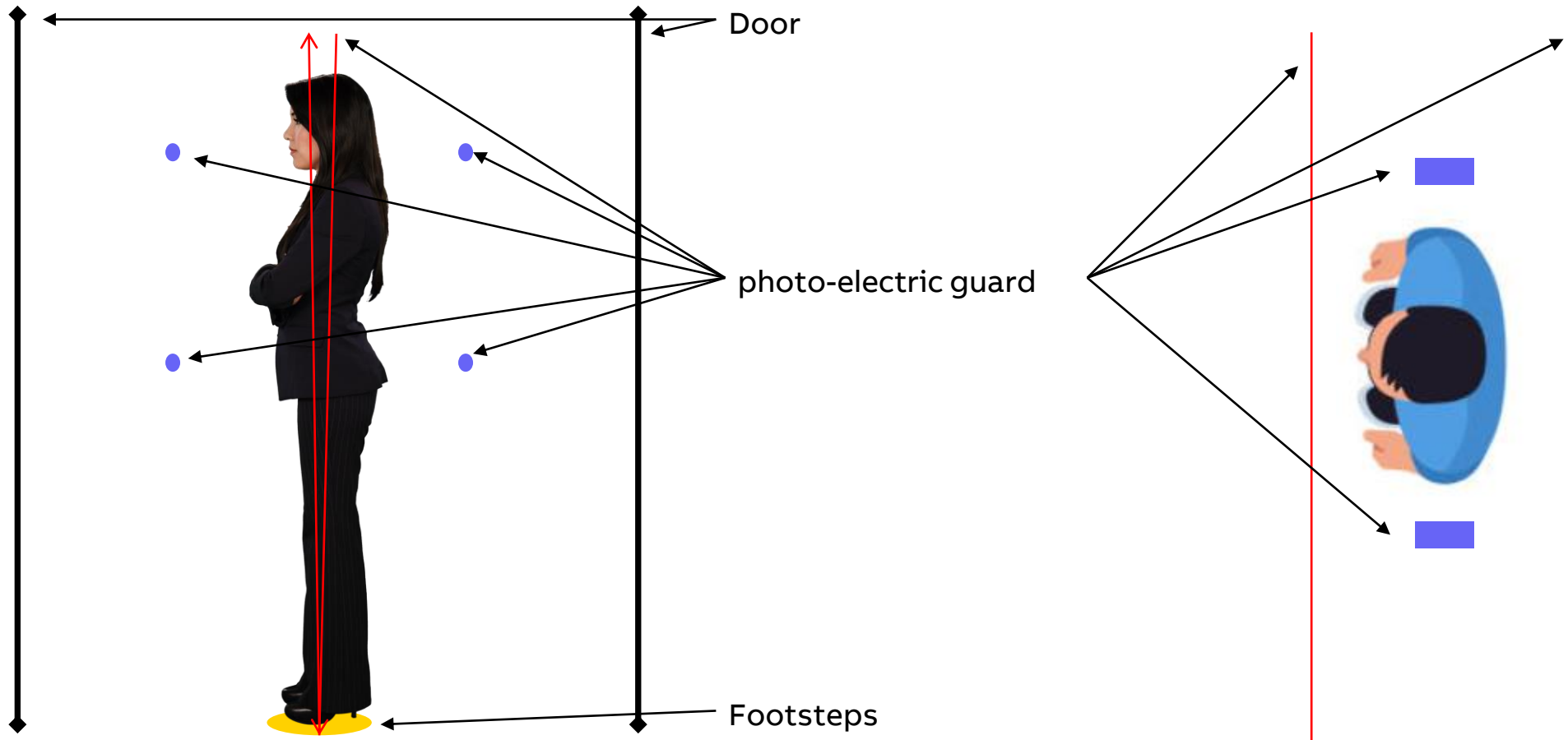
### Security Organization

Süleyman Vatanacan	079 601 78 60
• Security	
• Facilities Manager	
Iakovos Diamantidis	079 630 44 70
• Safety	
• Environment	
• Security	
Olaf Voigt	079 253 09 86
• Security Responsible for Power Tower	



# Working of Manlock from Underground car parking


Manlock used to ensure only one person at the time enters the office



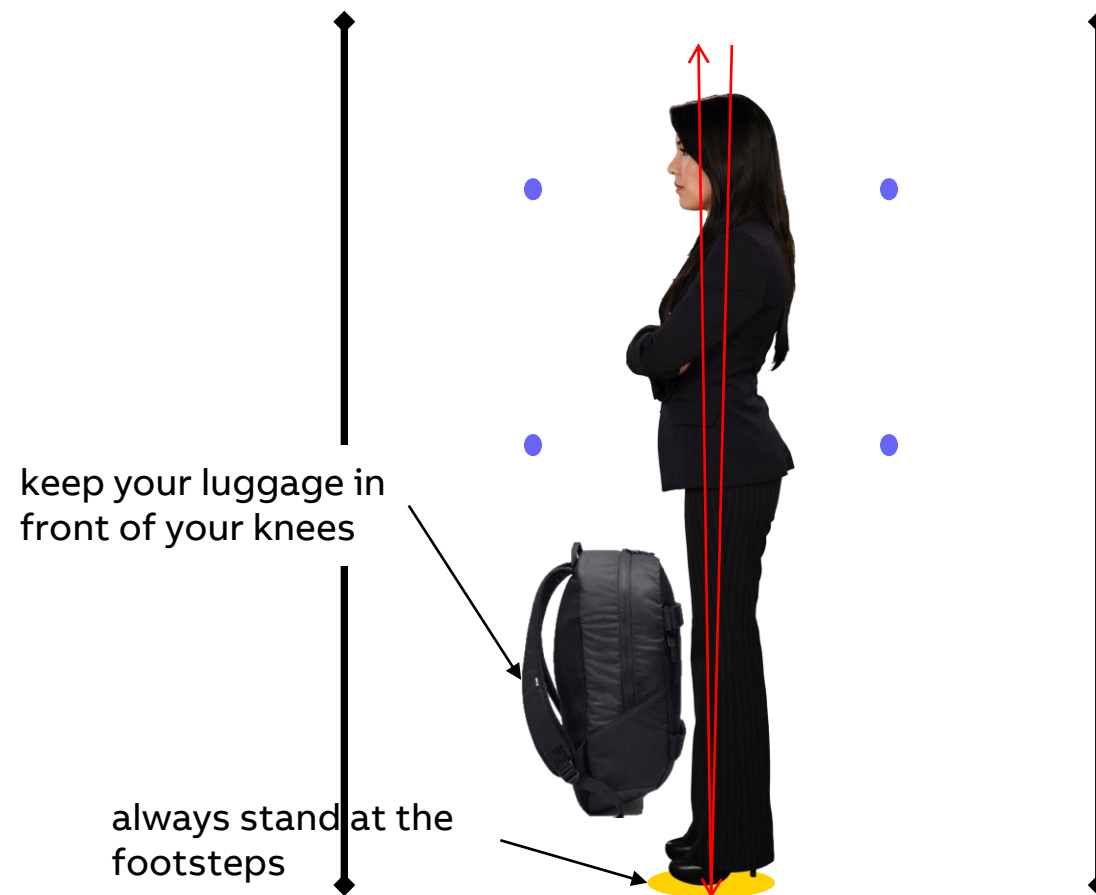
one picture from istockphoto.com

# Working of Manlock from Underground car parking

**Entrance NOT released**

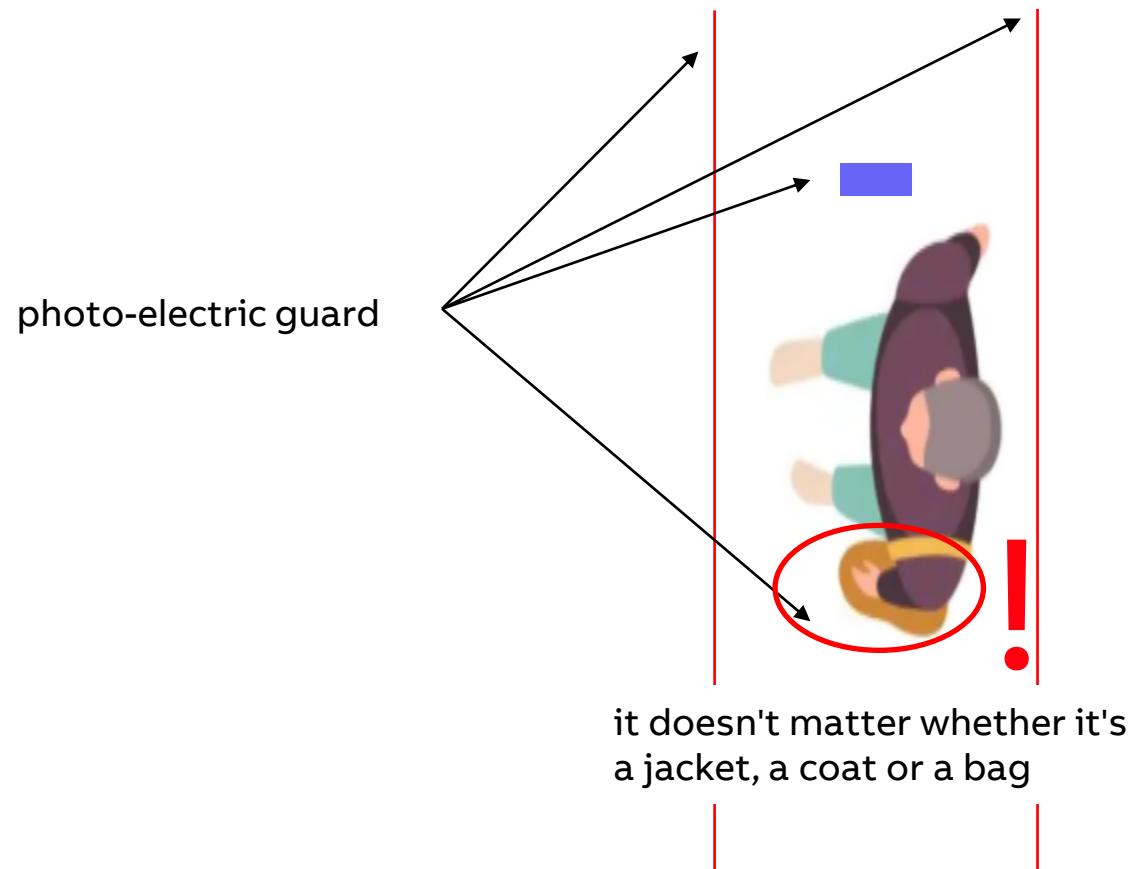


**Entrance released**



# Working of Manlock from Underground car parking

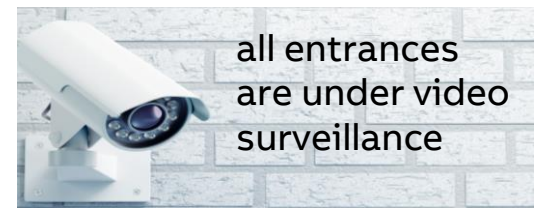
**Entrance NOT released**



**Entrance released**



# Access/Exit process



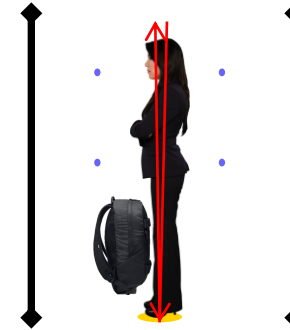
1. activate Badge reader




2. if green LED outside is ON,  
open door and enter the manlock



3. Stand on the footsteps without  
blocking any photo-electric guard



4. if green LED inside is ON,  
open the door and leave the manlock



In case manlock is not working correctly, call helpdesk of Apleona  
Tel: +41 56 205 20 00 (24h)  
Press emergency Button **ONLY** in case of a real emergency!

**ABIB**