



Elektromos installációs megoldások épületekhez katalógus 2020

Kismegszakítók

Electrical installation solutions for buildings

Miniature circuit-breakers

Index

Quick selection of MCBs	1/2
-------------------------	-----

MCBs S 200

S 200 technical features	1/20
S 200 series, 6 kA	1/26
S 200 M series, 10 kA	1/40
S 200 MR series, 10kA	1/54
S 200 M UC series, 10 kA	1/56
S 200 P series, 15/25 kA	1/65
S 200 S screwless series, 6 kA	1/80
SU 200 MR series, 10kA	1/93
S 200 UDC series, 125 V DC	1/95

MCBs SN 201

SN 201 L series, 4.5 kA	1/102
SN 201 series, 6 kA	1/103
SN 201 M series, 10 kA	1/105

MCBs S 200 80-100A

S 200 80-100A series, 6 kA	1/108
----------------------------	-------

SMCBs S 750 DR

S 750 DR series	1/110
-----------------	-------

SMCBs S 700

S 700 series	1/114
--------------	-------

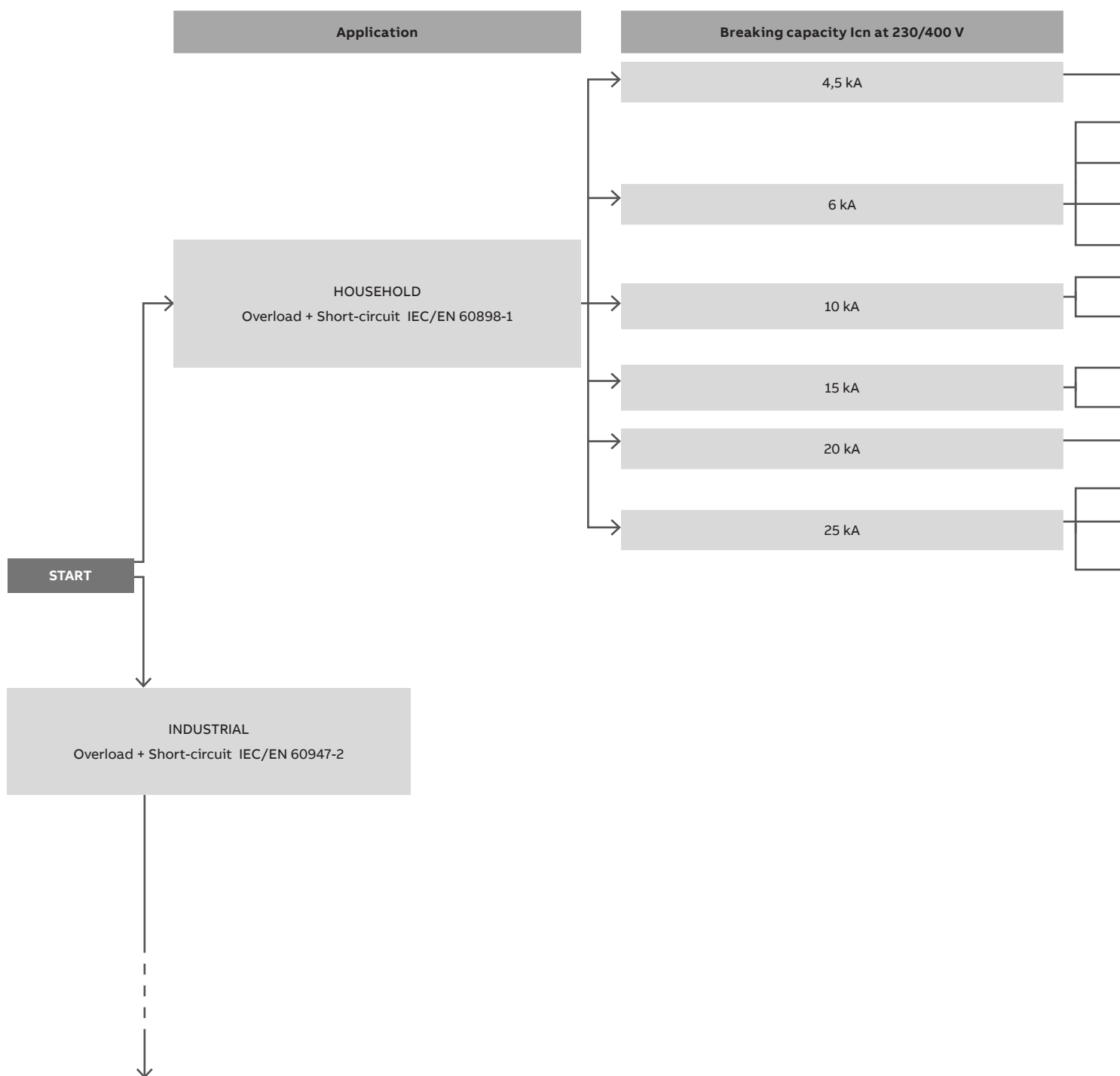
MCBs S 800

S800S series, 50 kA	1/128
S800N series, 36 kA	1/153
S800C series, 25 kA	1/159
S800B series, 16 kA	1/163
S800HV series, 4 kA	1/167
S800U series, 50 kA	1/170
S804U-UCZ series, 10 kA	1/176
S800PV-SP series, 5 kA, DC	1/178
S800PV-SD and S800PV-M-H series	1/181

System pro M compact®

Quick selection of MCBs for household and industrial applications

Easy! Find the right range and the corresponding catalogue page at a glance using this selection chart.



System pro M compact®

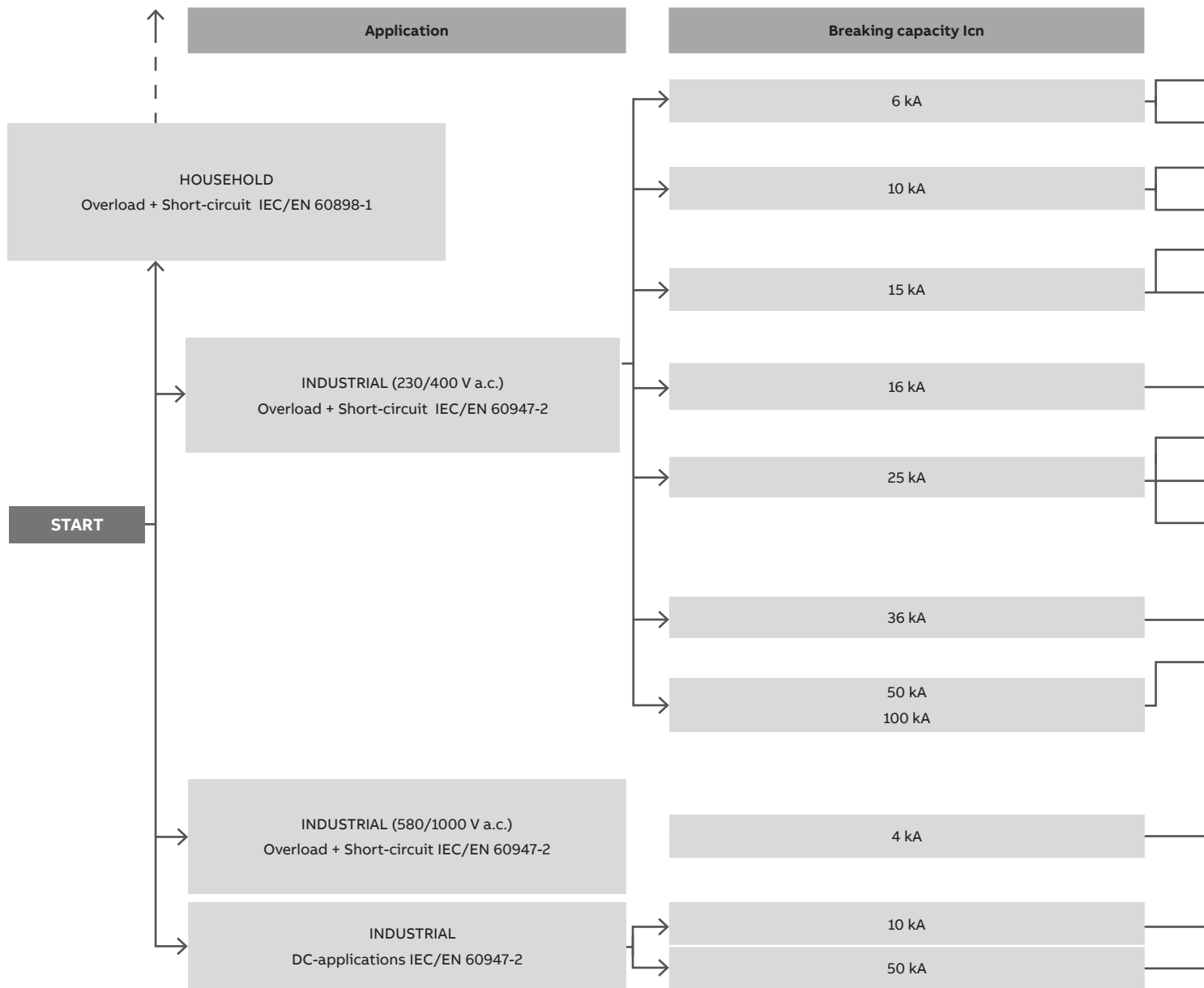
Quick selection of MCBs for household and industrial applications

	Rated current	Poles	Solution	Page
→	Up to 40 A	1P+N	SN 201 L	1/102
→	Up to 40 A	1P+N	SN 201	1/103
→	Up to 20 A	1P, 3P	S 200 S	1/80
→	Up to 63 A	All poles	S 200	1/26
→	Up to 100 A	All poles	S 200	1/108
→	Up to 40 A	1P+N	SN 201 M	1/105
→	Up to 63 A	All poles	S 200 M	1/40
→	Up to 63 A	All poles	S 200 P	1/65
→	Up to 125 A	All poles	S800C	1/159
→	Up to 80 A	All poles	S800N	1/153
→	Up to 25 A	All poles	S 200 P	1/65
→	Up to 63 A/100 A	All poles	S 750 DR/S 700 *1	1/111, 1/114
→	Up to 80 A	All poles	S800S	1/128

*1 with specific short-circuit selectivity function

System pro M compact®

Quick selection of MCBs for household and industrial applications



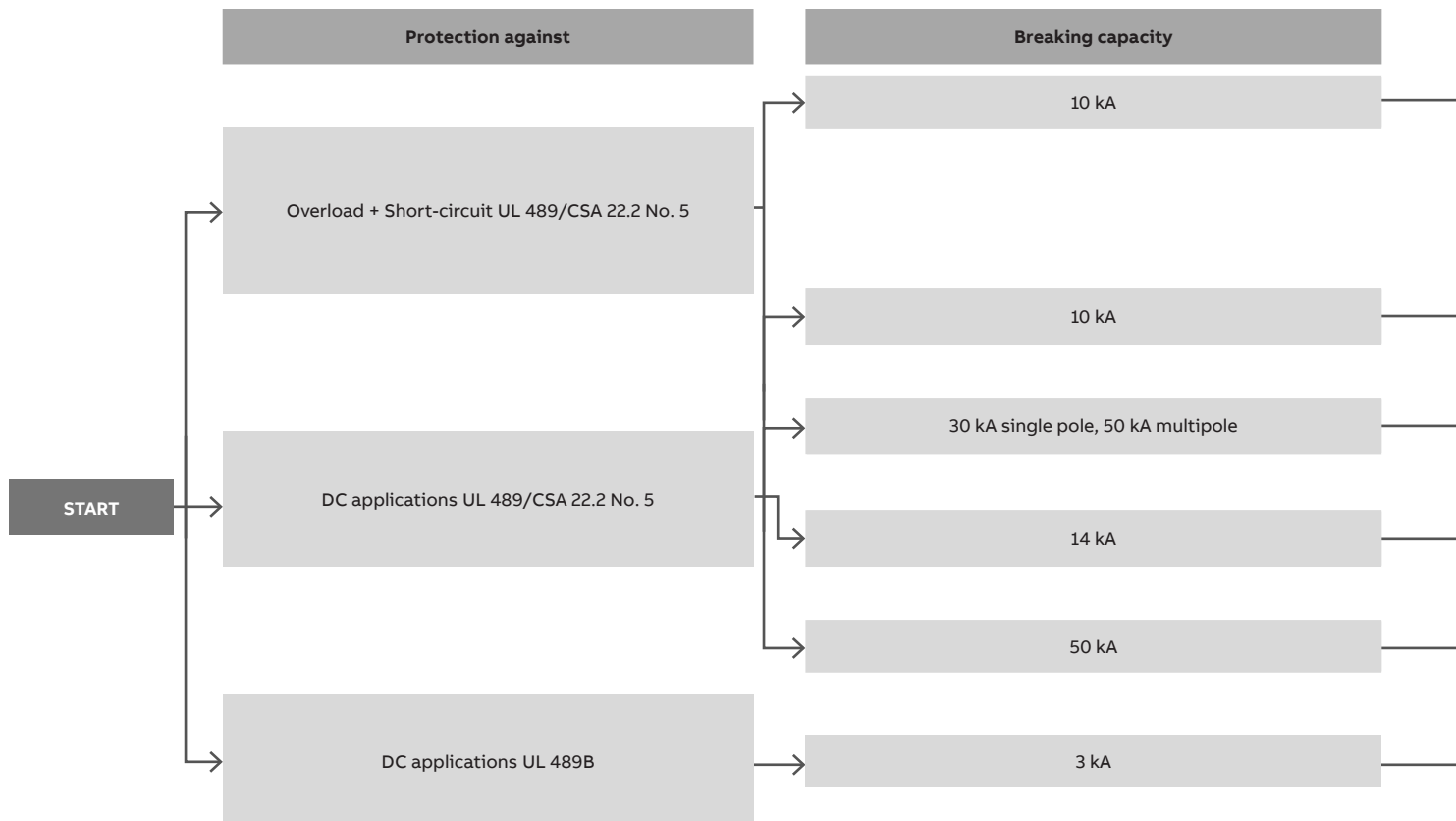
System pro M compact®

Quick selection of MCBs for household and industrial applications

Rated current	Poles	Solution	Page
Up to 40 A	1P+N	SN 201 L	1/102
Up to 100 A	All poles	S 200	1/108
Up to 40 A	1P+N	SN 201, SN 201 M	1/103, 1/105
Up to 63 A	All poles	S 200, S 200 M	1/26, 1/40
Up to 40 A	All poles	S 200 M	1/40
Up to 63 A	All poles	S 200 P	1/65
Up to 125 A	All poles	S800B	1/163
Up to 25 A	All poles	S 200 P	1/65
Up to 63 A/100 A	All poles	S 750 DR/S 700 *1	1/111, 1/114
Up to 125 A	All poles	S800C	1/159
Up to 125 A	All poles	S800N	1/153
Up to 125 A	All poles	S800S	1/128
Up to 125 A	1P, 2P, 3P	S800HV	1/167
Up to 63 A	1P, 2P, 3P, 4P	S 200 M UC	1/56
Up to 125 A	All poles	S800S-UC	1/145

System pro M compact®

Quick selection of MCBs for UL applications (UL 489/CSA 22.2 No. 5)



System pro M compact®

Quick selection of MCBs for UL applications (UL 489/CSA 22.2 No. 5)

Rated current	Remark	Poles	Solution	Page
Up to 63 A		1P, 2P, 3P, 4P	SU 200 M	1/83
Up to 63 A	Ring Tongue	1P, 2P, 3P, 4P	SU 200 MR	1/93
Up to 100 A		All poles	S 800 U	1/174
Up to 63 A		1P, 2P	S 200 UDC	1/95
Up to 100 A		1P, 2P, 3P, 4P	S 800 U	1/174
5 A		4P	S804U-PVS5	1/177

Miniature circuit-breakers

Selection table



Series	S 200		S 200 M		S 200 M UC		S 200 P			S 200 MR		S 200 S		
Characteristics	B,C,D, K,Z		B,C,D, K,Z		B,C, K, Z		B,C,D, K,Z	B,C,D, K,Z	B,C,D, K,Z	K		B,C		
Rated current [A]	0,5 ≤ In ≤ 63		0,5 ≤ In ≤ 63		0,2 ≤ In ≤ 63		0,2 ≤ In ≤ 25	32 ≤ In ≤ 40	50 ≤ In ≤ 63	0,2 ≤ In ≤ 63		6 ≤ In ≤ 20		
Breaking capacity [kA]														
Reference standard	Nr. poles	Ue[V]												
IEC/EN 60898	Icn	230/400	6	10	10	25	15	15				6		
IEC/EN 60947-2 Alternating current	Icu	1,	133	20	25	40	25	25						
		1P+N	230	10	15		25	15	15	15				
			253											
			2, 3, 4	230	20	25	10 ^{*17/6} ^{*18}	40	25	25				
			400	10	15		25	15	15	15				
			440	10	15	10 ^{*17/6} ^{*18}								
		2, 3, 4	500											
			690											
		Ics	1,	133	15	18.7 ^{*8}	20	18.7	18.7					
		1P+N	230	7.5	11.2 ^{*8}		12.5	11.2	7.5					
	253				7.5 ^{*17/6} ^{*18}				7.5 ^{*18}	11.2 ^{*17}				
	2, 3, 4		230	15	18.7 ^{*8}		20	18.7	18.7					
			400	7.5	11.2 ^{*8}		12.5	11.2	7.5					
			440	7.5	11.2 ^{*8}	7.5 ^{*17/6} ^{*18}				7.5 ^{*18}	11.2 ^{*17}			
		2, 3, 4	500											
			690											
IEC/EN 60947-2 Direct current T=I/R≤5ms for all series, except S280 UC and S800S-UC, where T=I/R<15ms	Icu	1,	24	20										
			1P+N	60	10	10		15	10	10				
					125									
					220		10							
			250											
		2	48	20										
			125	10	10		15	10	10					
			250											
			440		10									
			500											
			800											
		3,4	375											
			500											
	750													
	1200													

^{*1} only up to 40 A; 10 kA up to 50/63 A

^{*2} only for "D" characteristic

^{*3} values are not for all rated currents

^{*4} 600 V DC for 100, 125 A

^{*5} 1000 V DC for 100, 125 A

^{*6} 3 poles

^{*7} 4 poles

^{*8} max. values. Detailed values on page 2/12

^{*9} relevant product standard: E DIN VDE 0645

(based on IEC/EN 60898-1 and IEC/EN 60947-2)

^{*10} by 250 V DC 1-pole, 600 V 3- and 4-pole

^{*11} by 600 V DC 2-pole

^{*12} ≤ 25 A

^{*13} > 25 A

^{*14} char. B, C

^{*15} only 2 poles (connection in series)

^{*16} UL 1077 only

^{*17} ≤ 40 A

^{*18} > 40 A

^{*19} ≤ 35 A

^{*20} 10-80 A

Miniature circuit-breakers

Selection table



Series				S 200	S 200 M	S 200 M UC	S 200 P	S 200 MR	S 200 S			
Characteristics				B,C,D, K,Z	B,C,D, K,Z	B,C, K, Z	B,C,D, K,Z	B,C,D, K,Z	K	B,C		
Rated current [A]				0.5 ≤ In ≤ 63	0.5 ≤ In ≤ 63	0.2 ≤ In ≤ 63	0.2 ≤ In ≤ 25	32 ≤ In ≤ 40	50 ≤ In ≤ 63	0.2 ≤ In ≤ 63	6 ≤ In ≤ 20	
IEC/EN 60947-2 Direct current T=I/R≤5ms for all series, except S280 UC and S800S-UC, where T=I/R<15ms	Ics 1, 1P+N	24	20				15	10	10			
		60	10	10								
	2	125										
		220		10								
		250										
		48	20									
		125	10	10			15	10	10			
		250										
		440			10							
		500										
3,4	800											
	375											
	500											
	750											
		1200										
UL 1077/ C22.2 No 235 Alternating current	Int. 1, cap. 1P+N	120	10 ^{*16}				10	10	10			
		240						10	10			
	2, 3, 4	277	6 ^{*16}	6	6	10	10	10	10	10		
		480 Y/277	6 ^{*16}	6	6	10	10	6	6	10		
UL 1077/ C22.2 No 235 Direct current	Int. 1, cap. 1P+N	60	10 ^{*16}	10								
		125										
	2, 3, 4	250			10							
		500				10						
UL 489/ C22.2 No 5 Alternating current	Int. 1, cap.	240										
		277										
	2, 3, 4	240										
		480 Y/277										
UL 489/ C22.2 No 5 Direct current	Int. 1, cap.	48										
		60										
	2	125										
		96										
		125										
		250										

^{*1} only up to 40 A; 10 kA up to 50/63 A

^{*2} only for "D" characteristic

^{*3} values are not for all rated currents

^{*4} 600 V DC for 100, 125 A

^{*5} 1000 V DC for 100, 125 A

^{*6} 3 poles

^{*7} 4 poles

^{*8} max. values. Detailed values on page 2/12

^{*9} relevant product standard: E DIN VDE 0645

(based on IEC/EN 60898-1 and IEC/EN 60947-2)

^{*10} by 250 V DC 1-pole, 600 V 3- and 4-pole

^{*11} by 600 V DC 2-pole

^{*12} ≤ 25 A

^{*13} > 25 A

^{*14} char. B, C

^{*15} only 2 poles (connection in series)

^{*16} UL 1077 only

^{*17} ≤ 40 A

^{*18} > 40 A

^{*19} ≤ 35 A

^{*20} 10-80 A

Miniature circuit-breakers

Selection table



SU 200 M		SU 200 MR		S 200 UDC		SN 201 L		SN 201		SN 201 M		S 200 80-100A	
C,Z	K	C,Z	K	K	K,Z	B,C	B,C,D	B,C	B,C				
$0.2 \leq I_n \leq 40$	$0.2 \leq I_n \leq 35$	$50 \leq I_n \leq 63$	$40 \leq I_n \leq 63$	$0.2 \leq I_n \leq 63$	$1 \leq I_n \leq 63$	$2 \leq I_n \leq 40$	$2 \leq I_n \leq 40$	$2 \leq I_n \leq 40$	$80 \leq I_n \leq 100$				
15	15	10	10			10	15	15					
15	15	10	10			10	15	15					
		10	10	10									
10	10	10	10	10									
		10	10	10									
10	10	10	10	10									
10	10	10	10	10									
						14							
10	10	10	10			14 * ¹⁷							
						14 * ¹⁵							
						14 * ¹⁵ * ¹⁷							

High performance circuit-breakers

Selection table



Series	S 750 DR		S 700		S 800S			S 800N		S 800C	
Characteristics	E selective, K selective		E selective, K selective		B,C,D	K	KM	UCB	UCK	B,C,D	B,C,D,K
Rated current [A]	16 ≤ In ≤ 63		10 ≤ In ≤ 100		0.5 ≤ In ≤ 125	0.5 ≤ In ≤ 125	20 ≤ In ≤ 80	0.5 ≤ In ≤ 125	0.5 ≤ In ≤ 125	6 ≤ In ≤ 125	10 ≤ In ≤ 125
Breaking capacity [kA]											
Reference standard	IEC/EN 60898		IEC/EN 60947-2		IEC/EN 60898-1		IEC/EN 60898-1		IEC/EN 60898-1		IEC/EN 60898-1
Nr. poles	1, 1P+N		1, 1P+N		1, 1P+N		1, 1P+N		1, 1P+N		1, 1P+N
Ue[V]	230/400		25 ^{*9}		25 ^{*20}				20 ^{*20}		15
Icn	230		25		25				20		15
Icu	133		25		50		50		36		25
Alternating current	240		253		254		289		400		580
	230		25		30		30		20		15
	400		25		15 (up to 80 A) 10 (100...125 A)		15 (up to 80 A) 10 (100...125 A)		10		
	415				6 (up to 80 A) 4.5 (100...125 A)		6 (up to 80 A) 4.5 (100...125 A)		4.5		
	440				6 (up to 80 A) 4.5 (100...125 A)		6 (up to 80 A) 4.5 (100...125 A)		4.5		
	500				6 (up to 80 A) 4.5 (100...125 A)		6 (up to 80 A) 4.5 (100...125 A)		4.5		
	580				6 (up to 80 A) 4.5 (100...125 A)		6 (up to 80 A) 4.5 (100...125 A)		4.5		
	690				6 (up to 80 A) 4.5 (100...125 A)		6 (up to 80 A) 4.5 (100...125 A)		4.5		
	1000										
Ics	133		12.5		12.5 ^{*9}						
	230		12.5		12.5 ^{*9}						
	240		12.5		12.5 ^{*9}						
	253		12.5		12.5 ^{*9}						
	254		12.5		12.5 ^{*9}		22.5		15 (up to 80 A) 10 (100...125 A)		10
	289		12.5		12.5 ^{*9}		22.5		8 (up to 80 A) 5 (100...125 A)		
	400		12.5		12.5 ^{*9}		4		3		
	580		12.5		12.5 ^{*9}		4		3		
	690		12.5		12.5 ^{*9}		4		3		
	1000		12.5		12.5 ^{*9}		4		3		

^{*1} only up to 40 A; 10 kA up to 50/63 A

^{*2} only for "D" characteristic

^{*3} values are not for all rated currents

^{*5} 1500 V DC for 4P

^{*6} 3 poles

^{*7} 4 poles

^{*8} max. values. Detailed

values on page 2/12

^{*9} relevant product standard: E

DIN VDE 0645 (based on IEC/EN

60898-1 and IEC/EN 60947-2)

^{*10} by 250 V DC 1-pole, 600

V 3- and 4-pole

^{*11} by 600 V DC 2-pole

^{*12} ≤ 25 A

High performance circuit-breakers

Selection table



	S800B	S800HV	S800U	S804U-UCZ	S804U-PVS	S800PV-SP
	B, C, D, K	C, K	Z, K	UCZ	PVS	PV-SP
	$32 \leq I_n \leq 125$	C: $10 \leq I_n \leq 32$ K: $0.5 \leq I_n \leq 125$	$10 \leq I_n \leq 100$	10-80	5	$5 \leq I_n \leq 125$
	10					
	16		30			
		1.5 (0.5 ... 5 A), 4 (6 ... 63 A) 3 (80 ... 125 A)				
	16		50			
		1.5 (0.5 ... 5 A) 4 (6 ... 63 A) 3 (80 ... 125 A)				
	10		25			
		1.5 (0.5 ... 5 A) 2.5 (6 ... 63 A) 2 (80 ... 125 A)				
	10		40			
		1.5 (0.5 ... 5 A) 2.5 (6 ... 63 A) 2 (80 ... 125 A)				

*13 > 25 A

*14 char. B, C

*15 only 2 poles (connection in series)

*16 UL 1077 only

*17 ≤ 40 A

*18 > 40 A

*19 ≤ 35 A

*20 10-80 A

*21 for S804U-UCZ only

*22 for S804U-PVS only

High performance circuit-breakers

Selection table



Series		S 750 DR	S 700	S 800S			S 800N		S 800C	
Characteristics		E selective, K selective	E selective, K selective	B,C,D	K	KM	UCB	UCK	B,C,D	B,C,D,K
Rated current [A]		16 ≤ In ≤ 63	10 ≤ In ≤ 100	0.5 ≤ In ≤ 125	0.5 ≤ In ≤ 125	20 ≤ In ≤ 80	0.5 ≤ In ≤ 125	0.5 ≤ In ≤ 125	6 ≤ In ≤ 125	10 ≤ In ≤ 125
Breaking capacity [kA]										
Reference standard	Nr. poles									
IEC/EN 60947-2 Direct current T=I/R≤5ms for all series, except S280 UC and S800S-UC, where T=I/R<15ms	1, 1P+N									
	2									
	3,4									
	Ue[V]	24								
	Icu	60								
		75								
		125			30	30			20	10
		220								
		250					50	50		
		48								
		125								
		150								
		250			30	30			20	10
		440								
		500					50	50		
	800									
	225									
	300									
	375			30 ^{*6}	30 ^{*6}	30 ^{*6}			20 ^{*6}	10 ^{*6}
	500			30 ^{*7}	30 ^{*7}				20 ^{*7}	10 ^{*7}
	750						50 ^{*6}	50 ^{*6}		
							50 (63 ... 125 A) ^{*7}	50 (63 ... 125 A) ^{*7}		
	1000						50 (10 ... 50 A) ^{*7}	50 (10 ... 50 A) ^{*7}		
	1200									

^{*1} only up to 40 A; 10 kA up to 50/63 A

^{*2} only for "D" characteristic

^{*3} values are not for all rated currents

^{*5} 1500 V DC for 4P

^{*6} 3 poles

^{*7} 4 poles

^{*8} max. values. Detailed values on page 2/12

^{*9} relevant product standard: E DIN VDE

0645

(based on IEC/EN 60898-1 and IEC/EN 60947-2)

^{*10} by 250 V DC 1-pole, 600

V 3- and 4-pole

^{*11} by 600 V DC 2-pole

^{*12} ≤ 25 A

^{*13} > 25 A

^{*14} char. B, C

^{*15} only 2 poles (connection in series)

^{*16} UL 1077 only

^{*17} ≤ 40 A

^{*18} > 40 A

^{*19} ≤ 35 A

^{*20} 10-80 A

^{*21} for S804U-UCZ only

^{*22} for S804U-PVS only

High performance circuit-breakers

Selection table



	S800B	S800HV	S800U	S804U-UCZ	S804U-PVS	S800PV-SP
	B, C, D, K	C, K	Z, K	UCZ	PVS	PV-SP
	$32 \leq I_n \leq 125$	C: $10 \leq I_n \leq 32$ K: $0.5 \leq I_n \leq 125$	$10 \leq I_n \leq 100$	10-80	5	$5 \leq I_n \leq 125$
	10					
						5
	10^{*6}					
	10^{*7}					
						5^{*5}

High performance circuit-breakers

Selection table



Series	S 750 DR	S 700	S800S				N8000	S800C	
Characteristics	E selective, K selective	E selective, K selective ^{*9}	B, C, D	K	KM	UCB	UCK	B, C, D	B, C, D, K
Rated current [A]	16 ≤ In ≤ 63	10 ≤ In ≤ 100	0.5 ≤ In ≤ 125	0.5 ≤ In ≤ 125	20 ≤ In ≤ 80	0.5 ≤ In ≤ 125	0.5 ≤ In ≤ 125	6 ≤ In ≤ 125	10 ≤ In ≤ 125
IEC/EN 60947-2	1cs 1, 24								
Direct current T=l/R≤5ms for all series, except S280 UC and S800S-UC, where T=l/R<15ms	1P+N 60		30	30		50	50	20	10
	2 48								
	125								
	250								
	2 440		30	30				20	10
	500					50	50		
	800								
	3,4 375		30 ^{*6}	30 ^{*6}	30 ^{*6}			20 ^{*6}	10 ^{*6}
	500		30 ^{*7}	30 ^{*7}				20 ^{*7}	10 ^{*7}
	750					50 ^{*6}	50 ^{*6}		
	1000					50 (63 ... 125 A) ^{*7}	50 (63 ... 125 A) ^{*7}		
	1200					50 (10 ... 50 A) ^{*7}	50 (10 ... 50 A) ^{*7}		
UL 1077/ C22.2 No 235 Alternating current	Int. 1, 120		30	30					20 (≤ 100 A)
	cap. 1P+N 240		(0.5...63 A)	(0.5...63 A)					
	277		14	14					
	347		(0.5...63 A)	(0.5...63 A)					
	2, 3, 4 240		6 (0.5...63 A)	6 (0.5...63 A)					10 (≤ 100 A)
	480								
	Y/277		14 (0.5... 63 A) ^{*27}	14 (0.5... 63 A) ^{*27}					10 (≤ 100 A)
	600Y/347		6	6					
			(0.5...63 A)	(0.5...63 A)					
UL 1077/ C22.2 No 235 Direct current	Int. 1, 60								
	cap. 1P+N 125								10 (≤ 100 A)
	250								
	2, 3, 4 125								
	250								10 (2P, ≤ 100 A)
	375								10 (3P, ≤ 100 A)
	500								10 (4P, ≤ 100 A)
UL 489/ C22.2 No 5 Alternating current	Int. 1, 240								
	cap. 277								
	2, 3, 4 240								
	480								
	Y/277								
UL 489/ C22.2 No 5 Direct current	Int. 1, 60								
	cap. 2 125								
	4 600								
UL489B Direct current	4 1000								

^{*1} only up to 40 A; 10 kA up to 50/63 A

^{*2} only for "D" characteristic

^{*3} values are not for all rated currents

^{*5} 1500 V DC for 4P

^{*6} 3 poles

^{*7} 4 poles

^{*8} max. values. Detailed values on page 2/12

^{*9} relevant product standard:

E DIN VDE 0645 (based on IEC/EN 60898-1 and IEC/EN 60947-2)

^{*10} by 250 V DC 1-pole, 600 V 3- and 4-pole

^{*11} by 600 V DC 2-pole

^{*12} ≤ 25 A

High performance circuit-breakers

Selection table



S800B	S800HV	S800U	S804U-UCZ	S804U-PVS	S800PV-SP
B, C, D, K	C, K	Z, K	UCZ	PVS	PV-SP
$32 \leq I_n \leq 125$	C: $10 \leq I_n \leq 32$ K: $6 \leq I_n \leq 125$	$10 \leq I_n \leq 100$	10-80	5	$5 \leq I_n \leq 125$
					5
					5 ^{*5}
	15 (3P, 10 ... 32 A) ^{*28}				
		30			
		50			
			10		
				3	

^{*13} > 25 A
^{*15} only 2 poles (connection in series)
^{*16} UL 1077 only
^{*17} ≤ 40 A


^{*18} > 40 A
^{*19} ≤ 35 A
^{*20} 10-80 A
^{*23} by 75V DC 1-pole

^{*24} by 150V DC 2-pole
^{*25} by 225V DC 3-pole
^{*26} by 300V DC 4-pole
^{*27} certification 50A ongoing

^{*28} 3P, 10 ... 32 A - only valid with XT2L 125 TMF 35-400

MCB S 200. The details make the difference

A range designed to ensure efficiency and protection





Contact position indication

All System pro M compact® MCBs are suited with a contact position indication (CPI) on the toggle. You can easily identify, if the MCB is in the ON or the OFF position – easy and safe maintenance work is possible.



Approvals printed on the dome

S 200 MCBs comply to IEC/EN 60898-1 and IEC/EN 60947-2 and carry all relevant approval marks for each market and segment they are destined to. The certification markings are also printed on the dome of the MCB. Thus make it possible to see the markings also in the mounted position. For control and acceptance procedure – certification marks visible on fitted devices on the dome.




Housing material

By using the state-of-the-art housing material, ABB is taking care of the environment. With the latest generation of thermoplastics it's possible to recycle the MCBs – especially the thermoplastic housing-material can be re-used. By using the latest generation of thermoplastics the material stability of all System pro M compact® MCBs is improved. S200 are 100% free of halogens – no environmental pollution.



Laser printing

All printings of the S 200 and S 200 M MCBs, like the approvals on the dome and the product identification, are printed by a laser. The laser printing ensures a friction, scratch and solvent resistant marking on the MCBs. Easy identification of the products in case of maintenance or replacements due to safe laser printing.



Screwless terminals

With its unique terminal screwless technology the S 200 S provides maximum flexibility in usage of cables. The screwless load side terminal enables fast installation. High forces in the screwless terminal safe time for re-tightening after transport of the assembled enclosure. If the wiring has to be changed only a soft push on the lever is required. S 200 S provides the highest standard of safety for installer. IP20 / IPXXB (finger safe) highest standard of touch protection.



IP 20 - finger safe terminals

The System pro M compact® MCB's are equipped with 35 mm² + 10 mm² cylinder lift twin terminals, a well proven and reliable technology - designed for sophisticated industrial use. The cross wiring can easily be done by inserting the System pro M compact® busbars into the rear terminal part and then the incoming wires into the front part of the terminal.

MCBs

S 200 technical features



S 200

		S 200	S 200 M	
General Data	Standards	IEC/EN 60898-1, IEC/EN 60947-2	IEC/EN 60898-1, IEC/EN 60947-2	
		UL 1077	UL 1077, CSA 22.2 No. 235	
	Poles	1P, 2P, 3P, 4P, 1P+N, 3P+N		
	Tripping characteristics	B, C, D, K, Z		
	Rated current I_n	A	0.5...63 A	
	Rated frequency f	Hz	50 / 60 Hz	
	Rated insulation voltage U_i acc. to IEC/EN 60664-1	V	440 V AC (phase to phase)	
	Overvoltage category	III		
	Pollution degree	3		
Data acc. to IEC/EN 60898-1 (except S 200 M UC data acc. to IEC/EN 60898-2)	Rated operational voltage U_n	V	1P: 230/400 V AC; 1P+N: 230 V AC ; 2...4P: 400 V AC; 3P+N: 400 V AC	
	Max. power frequency recovery voltage (U_{max})	V	1P: 253 V AC; 1P+N: 253 V AC; 2P: 440 V AC; 3...4P: 440 V AC; 3P+N: 440 V AC; 1P: 72 V DC; 2P: 125 V DC	
	Min. operating voltage	V	12 V AC - 12 V DC	
	Rated short-circuit capacity I_{cn}	kA	6 kA	10 kA
	Energy limiting class (B, C up to 40 A)		3	
	Rated impulse withstand voltage U_{imp} . (1.2/50 μ s)	kV	4 kV (test voltage 6.2 kV at sea level, 5 kV at 2,000 m)	
	Dielectric test voltage	kV	2 kV (50 / 60Hz, 1 min.)	
	Reference temperature for tripping characteristics	°C	B, C, D: 30°C	
	Electrical endurance	ops.	In < 32A: 20,000 ops (AC), In \geq 32A: 10,000 ops. (AC); 1,000 ops. (DC); (1 cycle 2s - ON, 13s - OFF, In \leq 32A), (1 cycle 2s - ON, 28s - OFF, In > 32A)	
	Data acc. to IEC/EN 60947-2	Rated operational voltage U_e	V	1P: 230 V AC; 1P+N: 230 V AC; 2...4P: 440 V AC; 3P+N: 440 V AC
Max. power frequency recovery voltage (U_{max})		V	1P: 253 V AC; 1P+N: 253 V AC; 2P...4P: 462 V AC; 3P+N: 462 V AC; 1P: 72 V DC; 2P: 125 V DC	
Min. operating voltage		V	12 V AC - 12 V DC	
Rated ultimate short-circuit breaking capacity I_{cu}		kA	10 kA	15 kA
Rated service short-circuit breaking capacity I_{cs}		kA	7.5 kA	\leq 40 A: 11.2 kA 50, 63 A: 7.5 kA
Rated impulse withstand voltage U_{imp} . (1.2/50 μ s)		kV	4 kV (test voltage 6.2 kV at sea level, 5 kV at 2,000 m)	
Dielectric test voltage		kV	2 kV (50 / 60Hz, 1 min.)	
Reference temperature for tripping characteristics		°C	B, C, D: 55°C; K, Z: 20°C	
Electrical endurance		ops.	In < 32A: 20,000 ops (AC), In \geq 32A: 10,000 ops. (AC); 1,000 ops. (DC); (1 cycle 2s - ON, 13s - OFF, In \leq 32A), (1 cycle 2s - ON, 28s - OFF, In > 32A)	

Note:

* Only acc. to IEC/EN 60898-1

MCBs

S 200 technical features

S 200 M UC	S 200 P	S 200 MR	S 200 S	SU 200 M	SU 200 MR	S 200 UDC
IEC/EN 60898-2, IEC/EN 60947-2	IEC/EN 60898-1, IEC/EN 60947-2	IEC/EN 60947-2	IEC/EN 60898-1	IEC/EN 60947-2	IEC/EN 60947-2	
UL 1077, CSA 22.2 No. 235	UL 1077, CSA 22.2 No. 235	UL 1077, CSA 22.2 No. 235		UL 489, CSA22.2 No.5	UL 489, CSA22.2 No.5	UL 489
1P, 2P, 3P, 4P	1P, 2P, 3P, 4P, 1P+N, 3P+N	1P, 2P, 3P, 4P	1P, 3P	1P, 2P, 3P, 4P	1P, 2P, 3P, 4P	1P, 2P
B, C, K, Z	B, C, D, K, Z	K	B, C	C, K, Z	K	
0.2...63 A			6...20 A	0.2...63 A	0.2...25 A	0.2...63 A
0 / 50 / 60 Hz	50 / 60 Hz	50 / 60 Hz				DC
440 V AC (phase to phase)						
						--
2						--
1P: 230 V AC, 220 V DC 2P: 400 V AC, 440 V DC 3...4P: 400 V AC*			1P: 230 V AC, 3P: 440 V AC	--		
1P: 253 V AC, 250 V DC 2P: 440 V AC, 500 V DC 3...4P: 440 V AC*			1P: 253 V AC, 3P: 440 V AC	--		
			12 V AC	--		
10 kA	≤ 25 A: 25 kA > 25 A: 15 kA		6 kA	--		
				--		
				--		
30 °C			B, C: 30 °C	--		
			20,000 ops.	--		
1P: 253 V AC, 220 V DC 2...4P: 440 V AC, 440 V DC	1P: 230 V AC; 1P+N: 230 V AC; 2...4P: 400 V AC; 3P+N: 400 V AC	1P: 230 V AC 2...4P: 400 V AC		1P: 230 V AC 2...4P: 400 V AC	1P: 230 V AC 2...4P: 400 V AC	--
1P: 266 V AC, 250 V DC 2...4P: 462 V AC, 500 V DC	1P: 253 V AC; 1P+N: 253 V AC; 2P...4P: 440 V AC; 3P+N: 440 V AC; 1P: 72 V DC; 2P: 125 V DC	1P: 253 V AC 2...4P: 440 V AC		1P: 253/440 V AC; 2...4P: 440 V AC	1P: 253 V AC 2...4P: 440 V AC	--
		12 V AC		12 V AC		--
≤ 40 A: 10 kA AC; 10 kA DC > 40 A: 6 kA AC; 10 kA DC	≤ 25 A: 25 kA ≥ 32 A: 15 kA	15 kA		10 kA	15 kA	--
≤ 40 A: 7,5 kA AC; 10 kA DC > 40 A: 6 kA(AC); 10 kA DC	≤ 25 A: 12.5 kA ≤ 32...40 A: 11.2 kA 50, 63 A: 7.5 kA	≤ 40 A: 11.2 kA; > 40 A: 7.5 kA AC;		7.5 kA	≤ 40 A: 11.2 kA; > 40 A: 7.5 kA (AC);	--
						--
						--
B, C: 55 °C; K, Z: 20 °C		20 °C		C, K, Z: 20 °C	20 °C	--
In < 32A: 20,000 ops (AC), In ≥ 32A: 10,000 ops. (AC); 1,500 ops. (DC);	In < 32A: 20,000 ops (AC), In ≥ 32A: 10,000 ops. (AC); 1,000 ops. (DC); (1 cycle 2s - ON, 13s - OFF, In ≤ 32A), (1 cycle 2s - ON, 28s - OFF, In ≥ 32A)	In < 25A: 20,000 ops (AC), In ≥ 25A: 10,000 ops. (AC);			In < 25A: 20,000 ops (AC), In ≥ 25A: 10,000 ops. (AC);	--

MCBs

S 200 technical features



S 200

		S 200	S 200 M
Data acc. to UL / CSA	Rated voltage	V	480Y / 277 V AC; 480Y / 277 V AC;
			1P: 60 V DC; 2P...4P: 110 V DC
			1P: 60 V DC; 2P...4P: 125 V DC
	Rated interrupting capacity acc. to UL 1077	kA	6 kA AC; 10 kA DC
	Short-circuit current rating acc. to UL 489		--
	Application		Suppl. prot. for general use. Application Codes: TC2, OL0, SC: U1
	Reference temperature for tripping characteristics	°C	B, C, D, K, Z: 25°C
	Electrical endurance	ops.	6,000 ops (AC), 6,000 ops. (DC); 1 cycle (1s - ON, 9s - OFF)
Mechanical Data	Housing		Insulation group II, RAL 7035
	Toggle		Insulation group II, black, sealable
	Contact position indication		Marking on toggle (I ON / 0 OFF), Real CPI (red ON / green OFF)
	Protection degree acc. to EN 60529		IP20*, IP40 in enclosure with cover
	Mechanical endurance	ops.	20,000 ops.
	Shock resistance acc. to IEC/EN 60068-2-27		25 g - 2 shocks - 13 ms
	Vibration resistance acc. to IEC/EN 60068-2-6		5g - 20 cycles at 5...150...5 Hz with load 0.8In
	Environmental conditions (damp heat) acc. to IEC/EN 60068-2-30	°C / RH	28 cycles with 55°C/90-96% and 25°C/95-100%
	Ambient temperature	°C	-25 ... +55°C
	Storage temperature	°C	-40 ... +70°C

Note:

* Also fulfilling the requirement acc. to the protection degree IPXXB

** Only with accessory: IP20 terminal clip

MCBs

S 200 technical features

S 200 M UC	S 200 P	S 200 MR	S 200 S	SU 200 M	SU 200 MR	S 200 UDC
480Y / 277 V AC	480Y / 277 V AC	480Y / 277 V AC		240 V AC	480 Y / 277 V AC	1P: ≤ 35 A: 277 V AC; > 35 A: 240 V AC 2...4P: ≤ 35 A: 480 / 277 V AC; > 35 A: 240 V AC
1P: 250 V DC 2...4P: 500 V DC		480 / 277 V AC				1P: up to 125 V DC 2P: up to 250 V DC
	≤ 25 A: 10 kA > 25 A: 6 kA	10 kA		--		
				10 kA	10 kA	14 kA (UL)
TC1, 0L0, SC: U1	TC2, 0L0, SC: U1	Ring tongue terminal, not for general use			Ring tongue terminal, not for general use	
		25 °C		C, K, Z: 25 °C	25 °C	
					6,000 ops. (1 cycle 1s - ON, 9s - OFF)	
Insulation group I, RAL 7035			Insulation group II, RAL 7035		Insulation group I, RAL 7035	
				IP20**, IP40 in enclosure with cover		
	30 g - 3 shocks - 11 ms	25 g - 2 shocks - 13 ms	25 g - 2 shocks - 13 ms	30 g - 3 shocks - 11 ms	25 g - 2 shocks - 13 ms	

MCBs

S 200 technical features



S 200

		S 200	S 200 M	
Installation	Terminal	Failsafe bi-directional cylinder-lift terminal		
	Cross-section of conductors *1 (top / bottom)	Solid / Stranded	35 mm ² / 35 mm ²	
		Flexible	25 mm ² / 25 mm ²	
	Cross-section of busbars (top / bottom)	AWG	18 - 4 AWG	14 - 4 AWG
		mm ²	10 mm ² / 10 mm ²	
	Tightening Torque *2	AWG	18 - 8 AWG	14 - 8 AWG
		Nm	2.8 Nm	
	Screwdriver	in-lbs.	18 in-lbs.	
	Mounting	No. 2 Pozidrive		
	Mounting position	On DIN rail 35 mm acc. to EN 60715 by fast clip		
Supply	any			
Dimensions and weight	Mounting dimensions acc. to DIN 43880	optional		
	Mounting dimensions acc. to DIN 43880	Mounting dimension 1		
	Pole dimensions (H x D x W)	mm	88 x 69 x 17.5 mm	
Pole weight	g	approx. 115 g		
Combination with aux. elements	Auxiliary contact	Yes	Yes	
	Signal contact	Yes	Yes	
	Shunt trip	Yes	Yes	
	Undervoltage release	Yes	Yes	
	Motor Operating Device	Yes	Yes	
	Integrated auxiliary switch	Yes	Yes	

*1 Prior to connection of aluminium conductors ($\geq 4 \text{ mm}^2$) ensure that their contact points are cleaned, brushed and coated with grease.

Connection of aluminium conductors is not specifically approved by third party.

All approvals according to the product standards are carried out with copper conductors.

*2 Nm-values acc. IEC / in-lbs.-values acc. UL

*3 1 ... 4 mm² (rigid or flexible wires without end sleeves); 1 ... 2.5 mm² (flexible wires with end sleeves)

MCBs

S 200 technical features

S 200 M UC	S 200 P	S 200 MR	S 200 S	SU 200 M		SU 200 MR	S 200 UDC
		Ring Tongue Terminal	Failsafe bi-directional cylinder-lift terminal			Ring Tongue Terminal	--
	25 mm ² / 25 mm ²		Line side/bottom: 35mm ² Load side/top *3: 1 ... 4 mm ² / 1 ... 2.5 mm ²				--
	16 mm ² / 16 mm ²	25 mm ² / 25 mm ²	Line side/bottom: 35mm ² Load side/top *3: 1 ... 4 mm ² / 1 ... 2.5 mm ²				--
	18 - 4 AWG					18 - 4 AWG	--
							--
	18 - 8 AWG						--
	2.8 Nm						--
	25 in-lbs.						
Please note polarity of device	optional		bottom	optional		top or bottom	Please note polarity of device
				--		Mounting dimension 1	
85 x 69 x 17.5 mm	88 x 69 x 17.5 mm	100 x 69 x 17.5 mm	89 x 69 x 17.5 mm	92 x 71 x 17.5 mm	100 x 71 x 17.5 mm	115 x 69 x 17.5 mm	92 x 71 x 17.5 mm
approx. 125 g	approx. 140 g	approx. 125 g	approx. 100 g	approx. 140g	approx. 140g	approx. 125 g	
Yes	Yes	Yes	Yes	Yes	Yes	Yes	Yes
Yes	Yes	Yes	Yes	Yes	Yes	Yes	Yes
Yes	Yes	Yes	Yes	Yes	Yes	Yes	Yes
Yes	Yes	Yes	Yes	No	No	No	No
Yes	Yes	No	Yes	Yes	No	No	No
Yes	Yes	No	Yes	No	No	No	No

MCBs

S 200 series B characteristic

S 200 B characteristic

Function: protection and control of the circuits against overloads and short-circuits; protection for people and large length of cables in TN and IT systems.

Applications: residential, commercial and industrial.

Standard: IEC/EN 60898-1, IEC/EN 60947-2

I_{cn}=6 kA



S 201



S 202



S 203

Number of poles	Rated current In A	Bbn 4016779 EAN	Order details		Price 1 piece	Weight 1 piece kg	Pack unit pc.
			Type code	Order code			
1	6	464901	S201-B6	2CDS251001R0065	0.125	10	
	10	463805	S201-B10	2CDS251001R0105	0.125	10	
	13	465007	S201-B13	2CDS251001R0135	0.125	10	
	16	578639	S201-B16	2CDS251001R1165	0.125	10	
	20 * ¹	465106	S201-B20	2CDS251001R0205	0.125	10	
	25	465205	S201-B25	2CDS251001R0255	0.125	10	
	32 * ²	465304	S201-B32	2CDS251001R0325	0.125	10	
	40 * ³	465403	S201-B40	2CDS251001R0405	0.125	10	
	50	550925	S201-B50	2CDS251001R0505	0.125	10	
63	550932	S201-B63	2CDS251001R0635	0.125	10		
2	6	466400	S202-B6	2CDS252001R0065	0.250	5	
	10	466608	S202-B10	2CDS252001R0105	0.250	5	
	13	466707	S202-B13	2CDS252001R0135	0.250	5	
	16	466905	S202-B16	2CDS252001R0165	0.250	5	
	20	467001	S202-B20	2CDS252001R0205	0.250	5	
	25	467100	S202-B25	2CDS252001R0255	0.250	5	
	32	467209	S202-B32	2CDS252001R0325	0.250	5	
	40	467407	S202-B40	2CDS252001R0405	0.250	5	
	50	550949	S202-B50	2CDS252001R0505	0.250	5	
63	550956	S202-B63	2CDS252001R0635	0.250	5		
3	6	468602	S203-B6	2CDS253001R0065	0.375	1	
	10	468701	S203-B10	2CDS253001R0105	0.375	1	
	13	468909	S203-B13	2CDS253001R0135	0.375	1	
	16	469005	S203-B16	2CDS253001R0165	0.375	1	
	20 * ¹	469104	S203-B20	2CDS253001R0205	0.375	1	
	25	469203	S203-B25	2CDS253001R0255	0.375	1	
	32 * ²	469302	S203-B32	2CDS253001R0325	0.375	1	
	40 * ³	469401	S203-B40	2CDS253001R0405	0.375	1	
	50	550963	S203-B50	2CDS253001R0505	0.375	1	
63	550970	S203-B63	2CDS253001R0635	0.375	1		

*¹ suitable for flow-type heaters 12 kW

*² suitable for flow-type heaters 18 kW

*³ suitable for flow-type heaters 21, 24 and 27 kW

MCBs

S 200 series B characteristic



S 204

Number of poles	Rated current In A	Bbn 4016779 EAN	Order details		Price 1 piece	Weight 1 piece kg	Pack unit pc.
			Type code	Order code			
4	6	528955	S204-B6	2CDS254001R0065		0.500	1
	10	528962	S204-B10	2CDS254001R0105		0.500	1
	13	528979	S204-B13	2CDS254001R0135		0.500	1
	16	528986	S204-B16	2CDS254001R0165		0.500	1
	20	528993	S204-B20	2CDS254001R0205		0.500	1
	25	529006	S204-B25	2CDS254001R0255		0.500	1
	32	529013	S204-B32	2CDS254001R0325		0.500	1
	40	529020	S204-B40	2CDS254001R0405		0.500	1
	50	550987	S204-B50	2CDS254001R0505		0.500	1
	63	550994	S204-B63	2CDS254001R0635		0.500	1

With disconnecting neutral NA



S 201 NA

Number of poles	Rated current In A	Bbn 4016779 EAN	Order details		Price 1 piece	Weight 1 piece kg	Pack unit pc.
			Type code	Order code			
1+NA	6	531580	S201-B6NA	2CDS251103R0065		0.250	5
	10	531597	S201-B10NA	2CDS251103R0105		0.250	5
	13	531603	S201-B13NA	2CDS251103R0135		0.250	5
	16	531610	S201-B16NA	2CDS251103R0165		0.250	5
	20 ^{*1}	531627	S201-B20NA	2CDS251103R0205		0.250	5
	25	531634	S201-B25NA	2CDS251103R0255		0.250	5
	32 ^{*2}	531641	S201-B32NA	2CDS251103R0325		0.250	5
	40 ^{*3}	531658	S201-B40NA	2CDS251103R0405		0.250	5
	50	536158	S201-B50NA	2CDS251103R0505		0.250	5
	63	536141	S201-B63NA	2CDS251103R0635		0.250	5
3+NA	6	532280	S203-B6NA	2CDS253103R0065		0.500	1
	10	532297	S203-B10NA	2CDS253103R0105		0.500	1
	13	532303	S203-B13NA	2CDS253103R0135		0.500	1
	16	532310	S203-B16NA	2CDS253103R0165		0.500	1
	20 ^{*1}	532327	S203-B20NA	2CDS253103R0205		0.500	1
	25	532334	S203-B25NA	2CDS253103R0255		0.500	1
	32 ^{*2}	532341	S203-B32NA	2CDS253103R0325		0.500	1
	40 ^{*3}	532358	S203-B40NA	2CDS253103R0405		0.500	1
	50	536165	S203-B50NA	2CDS253103R0505		0.580	1
	63	536172	S203-B63NA	2CDS253103R0635		0.580	1

^{*1} suitable for flow-type heaters 12 kW

^{*2} suitable for flow-type heaters 18 kW

^{*3} suitable for flow-type heaters 21, 24 and 27 kW



S 203 NA

MCBs

S 200 series C characteristic

S 200 C characteristic

Function: protection and control of the circuits against overloads and short-circuits; protection for resistive and inductive loads with low inrush current.

Applications: residential, commercial and industrial.

Standard: IEC/EN 60898-1, IEC/EN 60947-2

I_{cn}=6 kA



S 201



S 202

Number of poles	Rated current In A	Bbn 4016779 EAN	Order details		Price 1 piece	Weight 1 piece kg	Pack unit pc.
			Type code	Order code			
1	0.5	523295	S201-C0.5	2CDS251001R0984		0.125	10
	1	523318	S201-C1	2CDS251001R0014		0.125	10
	1.6	523301	S201-C1.6	2CDS251001R0974		0.125	10
	2	523325	S201-C2	2CDS251001R0024		0.125	10
	3	523332	S201-C3	2CDS251001R0034		0.125	10
	4	523349	S201-C4	2CDS251001R0044		0.125	10
	6	464000	S201-C6	2CDS251001R0064		0.125	10
	8	464109	S201-C8	2CDS251001R0084		0.125	10
	10	464208	S201-C10	2CDS251001R0104		0.125	10
	13	464307	S201-C13	2CDS251001R0134		0.125	10
	16	464406	S201-C16	2CDS251001R0164		0.125	10
	20 * ¹	464505	S201-C20	2CDS251001R0204		0.125	10
	25	464604	S201-C25	2CDS251001R0254		0.125	10
	32 * ²	464703	S201-C32	2CDS251001R0324		0.125	10
	40 * ³	464802	S201-C40	2CDS251001R0404		0.125	10
50	551007	S201-C50	2CDS251001R0504		0.125	10	
63	551014	S201-C63	2CDS251001R0634		0.125	10	
2	0.5	523356	S202-C0.5	2CDS252001R0984		0.250	5
	1	523363	S202-C1	2CDS252001R0014		0.250	5
	1.6	523370	S202-C1.6	2CDS252001R0974		0.250	5
	2	523387	S202-C2	2CDS252001R0024		0.250	5
	3	523394	S202-C3	2CDS252001R0034		0.250	5
	4	523400	S202-C4	2CDS252001R0044		0.250	5
	6	465502	S202-C6	2CDS252001R0064		0.250	5
	8	465601	S202-C8	2CDS252001R0084		0.250	5
	10	465700	S202-C10	2CDS252001R0104		0.250	5
	13	465809	S202-C13	2CDS252001R0134		0.250	5
	16	465908	S202-C16	2CDS252001R0164		0.250	5
	20 * ¹	466004	S202-C20	2CDS252001R0204		0.250	5
	25	466103	S202-C25	2CDS252001R0254		0.250	5
	32 * ²	466202	S202-C32	2CDS252001R0324		0.250	5
	40 * ³	466301	S202-C40	2CDS252001R0404		0.250	5
50	551045	S202-C50	2CDS252001R0504		0.250	5	
63	551052	S202-C63	2CDS252001R0634		0.250	5	

*¹ suitable for flow-type heaters 12 kW

*² suitable for flow-type heaters 18 kW

*³ suitable for flow-type heaters 21, 24 and 27 kW

MCBs

S 200 series C characteristic



S 203



S 204

Number of poles	Rated current In A	Bbn 4016779 EAN	Order details		Price 1 piece	Weight 1 piece kg	Pack unit pc.
			Type code	Order code			
3	1	523424	S203-C1	2CDS253001R0014		0.375	1
	1.6	523431	S203-C1.6	2CDS253001R0974		0.375	1
	2	523448	S203-C2	2CDS253001R0024		0.375	1
	3	523455	S203-C3	2CDS253001R0034		0.375	1
	4	523462	S203-C4	2CDS253001R0044		0.375	1
	6	467506	S203-C6	2CDS253001R0064		0.375	1
	8	467605	S203-C8	2CDS253001R0084		0.375	1
	10	467803	S203-C10	2CDS253001R0104		0.375	1
	13	467902	S203-C13	2CDS253001R0134		0.375	1
	16	468008	S203-C16	2CDS253001R0164		0.375	1
	20 * ¹	468107	S203-C20	2CDS253001R0204		0.375	1
	25	468206	S203-C25	2CDS253001R0254		0.375	1
	32 * ²	468305	S203-C32	2CDS253001R0324		0.375	1
	40 * ³	468404	S203-C40	2CDS253001R0404		0.375	1
50	551069	S203-C50	2CDS253001R0504		0.375	1	
63	551076	S203-C63	2CDS253001R0634		0.375	1	
4	0.5	529112	S204-C0.5	2CDS254001R0984		0.500	1
	1	529129	S204-C1	2CDS254001R0014		0.500	1
	1.6	529136	S204-C1.6	2CDS254001R0974		0.500	1
	2	529143	S204-C2	2CDS254001R0024		0.500	1
	3	529150	S204-C3	2CDS254001R0034		0.500	1
	4	529167	S204-C4	2CDS254001R0044		0.500	1
	6	529174	S204-C6	2CDS254001R0064		0.500	1
	8	529181	S204-C8	2CDS254001R0084		0.500	1
	10	529198	S204-C10	2CDS254001R0104		0.500	1
	13	529204	S204-C13	2CDS254001R0134		0.500	1
	16	529211	S204-C16	2CDS254001R0164		0.500	1
	20 * ¹	529228	S204-C20	2CDS254001R0204		0.500	1
	25	529235	S204-C25	2CDS254001R0254		0.500	1
	32 * ²	529242	S204-C32	2CDS254001R0324		0.500	1
40 * ³	529259	S204-C40	2CDS254001R0404		0.500	1	
50	551106	S204-C50	2CDS254001R0504		0.500	1	
63	551113	S204-C63	2CDS254001R0634		0.500	1	

*¹ suitable for flow-type heaters 12 kW*² suitable for flow-type heaters 18 kW*³ suitable for flow-type heaters 21, 24 and 27 kW

MCBs

S 200 series C characteristic

With disconnecting neutral NA



S 201 NA



S 203 NA

Number of poles	Rated current In A	Bbn 4016779 EAN	Order details		Price 1 piece	Weight 1 piece kg	Pack unit pc.
			Type code	Order code			
1+NA	0.5	531665	S201-C0.5NA	2CDS251103R0984		0.250	5
	1	531672	S201-C1NA	2CDS251103R0014		0.250	5
	1.6	531689	S201-C1.6NA	2CDS251103R0974		0.250	5
	2	531696	S201-C2NA	2CDS251103R0024		0.250	5
	3	531702	S201-C3NA	2CDS251103R0034		0.250	5
	4	531726	S201-C4NA	2CDS251103R0044		0.250	5
	6	531733	S201-C6NA	2CDS251103R0064		0.250	5
	8	531740	S201-C8NA	2CDS251103R0084		0.250	5
	10	531757	S201-C10NA	2CDS251103R0104		0.250	5
	13	531764	S201-C13NA	2CDS251103R0134		0.250	5
	16	531771	S201-C16NA	2CDS251103R0164		0.250	5
	20 *1	531788	S201-C20NA	2CDS251103R0204		0.250	5
	25	531795	S201-C25NA	2CDS251103R0254		0.250	5
	32 *2	531801	S201-C32NA	2CDS251103R0324		0.250	5
	40 *3	531818	S201-C40NA	2CDS251103R0404		0.250	5
	50	551021	S201-C50NA	2CDS251103R0504		0.290	5
63	551038	S201-C63NA	2CDS251103R0634		0.290	5	
3+NA	0.5	532365	S203-C0.5NA	2CDS253103R0984		0.500	1
	1	532372	S203-C1NA	2CDS253103R0014		0.500	1
	1.6	532389	S203-C1.6NA	2CDS253103R0974		0.500	1
	2	532402	S203-C2NA	2CDS253103R0024		0.500	1
	3	532419	S203-C3NA	2CDS253103R0034		0.500	1
	4	532426	S203-C4NA	2CDS253103R0044		0.500	1
	6	532433	S203-C6NA	2CDS253103R0064		0.500	1
	8	532440	S203-C8NA	2CDS253103R0084		0.500	1
	10	532457	S203-C10NA	2CDS253103R0104		0.500	1
	13	532464	S203-C13NA	2CDS253103R0134		0.500	1
	16	532471	S203-C16NA	2CDS253103R0164		0.500	1
	20 *1	532488	S203-C20NA	2CDS253103R0204		0.500	1
	25	532495	S203-C25NA	2CDS253103R0254		0.500	1
	32 *2	532501	S203-C32NA	2CDS253103R0324		0.500	1
	40 *1	532518	S203-C40NA	2CDS253103R0404		0.500	1
	50	551083	S203-C50NA	2CDS253103R0504		0.580	1
63	551090	S203-C63NA	2CDS253103R0634		0.580	1	

*1 suitable for flow-type heaters 12 kW

*2 suitable for flow-type heaters 18 kW

*3 suitable for flow-type heaters 21, 24 and 27 kW

MCBs

S 200 series D characteristic

S 200 D characteristic

Function: protection and control of the circuits against overloads and short-circuits; protection for circuits which supply loads with high inrush current at the circuit closing (LV/LV transformers, breakdown lamps).

Applications: residential, commercial and industrial.

Standard: IEC/EN 60898-1, IEC/EN 60947-2

I_{cn}=6 kA



S 201



S 202

Number of poles	Rated current In A	Bbn 4016779 EAN	Order details		Price 1 piece	Weight 1 piece kg	Pack unit pc.
			Type code	Order code			
1	0.5	529938	S201-D0.5	2CDS251001R0981		0.125	10
	1	529945	S201-D1	2CDS251001R0011		0.125	10
	1.6	529952	S201-D1.6	2CDS251001R0971		0.125	10
	2	529969	S201-D2	2CDS251001R0021		0.125	10
	3	529976	S201-D3	2CDS251001R0031		0.125	10
	4	529983	S201-D4	2CDS251001R0041		0.125	10
	6	529990	S201-D6	2CDS251001R0061		0.125	10
	8	530002	S201-D8	2CDS251001R0081		0.125	10
	10	530019	S201-D10	2CDS251001R0101		0.125	10
	13	530026	S201-D13	2CDS251001R0131		0.125	10
	16	530033	S201-D16	2CDS251001R0161		0.125	10
	20 * ¹	530040	S201-D20	2CDS251001R0201		0.125	10
	25	530057	S201-D25	2CDS251001R0251		0.125	10
	32 * ²	530064	S201-D32	2CDS251001R0321		0.125	10
	40 * ³	530071	S201-D40	2CDS251001R0401		0.125	10
50	551991	S201-D50	2CDS251001R0501		0.125	10	
63	552004	S201-D63	2CDS251001R0631		0.125	10	
2	0.5	530484	S202-D0.5	2CDS252001R0981		0.250	5
	1	530491	S202-D1	2CDS252001R0011		0.250	5
	1.6	530507	S202-D1.6	2CDS252001R0971		0.250	5
	2	530514	S202-D2	2CDS252001R0021		0.250	5
	3	530521	S202-D3	2CDS252001R0031		0.250	5
	4	530538	S202-D4	2CDS252001R0041		0.250	5
	6	530545	S202-D6	2CDS252001R0061		0.250	5
	8	530552	S202-D8	2CDS252001R0081		0.250	5
	10	530583	S202-D10	2CDS252001R0101		0.250	5
	13	530606	S202-D13	2CDS252001R0131		0.250	5
	16	530613	S202-D16	2CDS252001R0161		0.250	5
	20	530637	S202-D20	2CDS252001R0201		0.250	5
	25	530644	S202-D25	2CDS252001R0251		0.250	5
	32	530651	S202-D32	2CDS252001R0321		0.250	5
	40	530668	S202-D40	2CDS252001R0401		0.250	5
50	552035	S202-D50	2CDS252001R0501		0.250	5	
63	552042	S202-D63	2CDS252001R0631		0.250	5	

*¹ suitable for flow-type heaters 12 kW
*² suitable for flow-type heaters 18 kW

*³ suitable for flow-type heaters 21, 24 and 27 kW

MCBs

S 200 series D characteristic



S 203



S 204

Number of poles	Rated current In A	Bbn 4016779 EAN	Order details		Price 1 piece	Weight 1 piece kg	Pack unit pc.
			Type code	Order code			
3	0.5	530811	S203-D0.5	2CDS253001R0981		0.375	1
	1	530828	S203-D1	2CDS253001R0011		0.375	1
	1.6	530835	S203-D1.6	2CDS253001R0971		0.375	1
	2	530842	S203-D2	2CDS253001R0021		0.375	1
	3	530859	S203-D3	2CDS253001R0031		0.375	1
	4	530866	S203-D4	2CDS253001R0041		0.375	1
	6	530880	S203-D6	2CDS253001R0061		0.375	1
	8	530897	S203-D8	2CDS253001R0081		0.375	1
	10	530903	S203-D10	2CDS253001R0101		0.375	1
	13	530910	S203-D13	2CDS253001R0131		0.375	1
	16	530927	S203-D16	2CDS253001R0161		0.375	1
	20 *1	530934	S203-D20	2CDS253001R0201		0.375	1
	25	530941	S203-D25	2CDS253001R0251		0.375	1
	32 *2	530958	S203-D32	2CDS253001R0321		0.375	1
	40 *3	530965	S203-D40	2CDS253001R0401		0.375	1
50	552059	S203-D50	2CDS253001R0501		0.375	1	
63	552066	S203-D63	2CDS253001R0631		0.375	1	
4	0.5	531122	S204-D0.5	2CDS254001R0981		0.500	1
	1	531139	S204-D1	2CDS254001R0011		0.500	1
	1.6	531146	S204-D1.6	2CDS254001R0971		0.500	1
	2	531153	S204-D2	2CDS254001R0021		0.500	1
	3	531160	S204-D3	2CDS254001R0031		0.500	1
	4	531177	S204-D4	2CDS254001R0041		0.500	1
	6	531184	S204-D6	2CDS254001R0061		0.500	1
	8	531191	S204-D8	2CDS254001R0081		0.500	1
	10	531207	S204-D10	2CDS254001R0101		0.500	1
	13	531214	S204-D13	2CDS254001R0131		0.500	1
	16	531221	S204-D16	2CDS254001R0161		0.500	1
	20	531238	S204-D20	2CDS254001R0201		0.500	1
	25	531290	S204-D25	2CDS254001R0251		0.500	1
	32	531306	S204-D32	2CDS254001R0321		0.500	1
	40	531313	S204-D40	2CDS254001R0401		0.500	1
50	552097	S204-D50	2CDS254001R0501		0.500	1	
63	552103	S204-D63	2CDS254001R0631		0.500	1	

*1 suitable for flow-type heaters 12 kW
 *2 suitable for flow-type heaters 18 kW

*3 suitable for flow-type heaters 21, 24 and 27 kW

MCBs

S 200 series D characteristic

With disconnecting neutral NA



S 201 NA



S 203 NA

Number of poles	Rated current In A	Bbn 4016779 EAN	Order details		Price 1 piece	Weight 1 piece kg	Pack unit pc.
			Type code	Order code			
1+NA	0.5	531979	S201-D0.5NA	2CDS251103R0981		0.250	5
	1	531986	S201-D1NA	2CDS251103R0011		0.250	5
	1.6	531993	S201-D1.6NA	2CDS251103R0971		0.250	5
	2	532006	S201-D2NA	2CDS251103R0021		0.250	5
	3	532013	S201-D3NA	2CDS251103R0031		0.250	5
	4	532020	S201-D4NA	2CDS251103R0041		0.250	5
	6	532037	S201-D6NA	2CDS251103R0061		0.250	5
	8	532044	S201-D8NA	2CDS251103R0081		0.250	5
	10	532051	S201-D10NA	2CDS251103R0101		0.250	5
	13	532068	S201-D13NA	2CDS251103R0131		0.250	5
	16	532099	S201-D16NA	2CDS251103R0161		0.250	5
	20 *1	532105	S201-D20NA	2CDS251103R0201		0.250	5
	25	532112	S201-D25NA	2CDS251103R0251		0.250	5
	32 *2	532129	S201-D32NA	2CDS251103R0321		0.250	5
	40 *3	532136	S201-D40NA	2CDS251103R0401		0.250	5
	50	552011	S201-D50NA	2CDS251103R0501		0.290	5
63	552028	S201-D63NA	2CDS251103R0631		0.290	5	
3+NA	0.5	532761	S203-D0.5NA	2CDS253103R0981		0.500	2
	1	532778	S203-D1NA	2CDS253103R0011		0.500	2
	1.6	532785	S203-D1.6NA	2CDS253103R0971		0.500	2
	2	532792	S203-D2NA	2CDS253103R0021		0.500	2
	3	532808	S203-D3NA	2CDS253103R0031		0.500	2
	4	532815	S203-D4NA	2CDS253103R0041		0.500	2
	6	532822	S203-D6NA	2CDS253103R0061		0.500	2
	8	532839	S203-D8NA	2CDS253103R0081		0.500	2
	10	532846	S203-D10NA	2CDS253103R0101		0.500	2
	13	532860	S203-D13NA	2CDS253103R0131		0.500	2
	16	532877	S203-D16NA	2CDS253103R0161		0.500	2
	20 *1	532884	S203-D20NA	2CDS253103R0201		0.500	2
	25	532891	S203-D25NA	2CDS253103R0251		0.500	2
	32 *2	532907	S203-D32NA	2CDS253103R0321		0.500	2
	40 *3	532914	S203-D40NA	2CDS253103R0401		0.500	2
	50	552073	S203-D50NA	2CDS253103R0501		0.580	2
63	552080	S203-D63NA	2CDS253103R0631		0.580	2	

*1 suitable for flow-type heaters 12 kW

*2 suitable for flow-type heaters 18 kW

*3 suitable for flow-type heaters 21, 24 and 27 kW

MCBs

S 200 series K characteristic

S 200 K (power) characteristic

Function: protection and control of the circuits like motors, transformer and auxiliary circuits, against overloads and short-circuits.

Advantages: no nuisance tripping in the case of functional peak currents up to $10 \times I_n$, depending on the series; through its highly sensitive thermostatic bimetal trip, the K-type characteristic offers protection to damageable elements in the overcurrent range; it also provides the best protection to cables and lines.

Applications: commercial and industrial.

Standard: IEC/EN 60947-2

Icu=10 kA



S 201



S 202

Number of poles	Rated current In A	Bbn 4016779 EAN	Order details		Price 1 piece	Weight 1 piece kg	Pack unit pc.
			Type code	Order code			
1	0.5	507196	S201-K0.5	2CDS251001R0157		0.125	10
	1	507202	S201-K1	2CDS251001R0217		0.125	10
	1.6	507219	S201-K1.6	2CDS251001R0257		0.125	10
	2	507226	S201-K2	2CDS251001R0277		0.125	10
	3	507233	S201-K3	2CDS251001R0317		0.125	10
	4	507240	S201-K4	2CDS251001R0337		0.125	10
	6	507257	S201-K6	2CDS251001R0377		0.125	10
	8	507264	S201-K8	2CDS251001R0407		0.125	10
	10	496117	S201-K10	2CDS251001R0427		0.125	10
	13	507271	S201-K13	2CDS251001R0447		0.125	10
	16	496124	S201-K16	2CDS251001R0467		0.125	10
	20	507288	S201-K20	2CDS251001R0487		0.125	10
	25	507295	S201-K25	2CDS251001R0517		0.125	10
	32	496131	S201-K32	2CDS251001R0537		0.125	10
	40	507301	S201-K40	2CDS251001R0557		0.125	10
50	551120	S201-K50	2CDS251001R0577		0.125	10	
63	551137	S201-K63	2CDS251001R0607		0.125	10	
2	0.5	507318	S202-K0.5	2CDS252001R0157		0.250	5
	1	507325	S202-K1	2CDS252001R0217		0.250	5
	1.6	507332	S202-K1.6	2CDS252001R0257		0.250	5
	2	507349	S202-K2	2CDS252001R0277		0.250	5
	3	507356	S202-K3	2CDS252001R0317		0.250	5
	4	507363	S202-K4	2CDS252001R0337		0.250	5
	6	507370	S202-K6	2CDS252001R0377		0.250	5
	8	507387	S202-K8	2CDS252001R0407		0.250	5
	10	507394	S202-K10	2CDS252001R0427		0.250	5
	13	507400	S202-K13	2CDS252001R0447		0.250	5
	16	507417	S202-K16	2CDS252001R0467		0.250	5
	20	507424	S202-K20	2CDS252001R0487		0.250	5
	25	507431	S202-K25	2CDS252001R0517		0.250	5
	32	507448	S202-K32	2CDS252001R0537		0.250	5
	40	507455	S202-K40	2CDS252001R0557		0.250	5
50	551168	S202-K50	2CDS252001R0577		0.250	5	
63	551175	S202-K63	2CDS252001R0607		0.250	5	

*1 suitable for flow-type heaters 12 kW

*2 suitable for flow-type heaters 18 kW

*3 suitable for flow-type heaters 21, 24 and 27 kW

MCBs

S 200 series K characteristic



S 203



S 204

Number of poles	Rated current In A	Bbn 4016779 EAN	Order details		Price 1 piece	Weight 1 piece kg	Pack unit pc.
			Type code	Order code			
3	0.5	507462	S203-K0.5	2CDS253001R0157		0.375	1
	1	507479	S203-K1	2CDS253001R0217		0.375	1
	1.6	507486	S203-K1.6	2CDS253001R0257		0.375	1
	2	507493	S203-K2	2CDS253001R0277		0.375	1
	3	507509	S203-K3	2CDS253001R0317		0.375	1
	4	507516	S203-K4	2CDS253001R0337		0.375	1
	6	507523	S203-K6	2CDS253001R0377		0.375	1
	8	507530	S203-K8	2CDS253001R0407		0.375	1
	10	496148	S203-K10	2CDS253001R0427		0.375	1
	13	507547	S203-K13	2CDS253001R0447		0.375	1
	16	496155	S203-K16	2CDS253001R0467		0.375	1
	20	507554	S203-K20	2CDS253001R0487		0.375	1
	25	507561	S203-K25	2CDS253001R0517		0.375	1
	32	496162	S203-K32	2CDS253001R0537		0.375	1
	40	507578	S203-K40	2CDS253001R0557		0.375	1
50	551182	S203-K50	2CDS253001R0577		0.375	1	
63	551199	S203-K63	2CDS253001R0607		0.375	1	
4	0.5	529266	S204-K0.5	2CDS254001R0157		0.500	1
	1	529273	S204-K1	2CDS254001R0217		0.500	1
	1.6	529280	S204-K1.6	2CDS254001R0257		0.500	1
	2	529297	S204-K2	2CDS254001R0277		0.500	1
	3	529303	S204-K3	2CDS254001R0317		0.500	1
	4	529310	S204-K4	2CDS254001R0337		0.500	1
	6	529327	S204-K6	2CDS254001R0377		0.500	1
	8	529334	S204-K8	2CDS254001R0407		0.500	1
	10	529341	S204-K10	2CDS254001R0427		0.500	1
	13	529358	S204-K13	2CDS254001R0447		0.500	1
	16	529365	S204-K16	2CDS254001R0467		0.500	1
	20	529372	S204-K20	2CDS254001R0487		0.500	1
	25	529389	S204-K25	2CDS254001R0517		0.500	1
	32	529396	S204-K32	2CDS254001R0537		0.500	1
	40	529402	S204-K40	2CDS254001R0557		0.500	1
50	551229	S204-K50	2CDS254001R0577		0.500	1	
63	551236	S204-K63	2CDS254001R0607		0.500	1	

MCBs

S 200 series K characteristic

With disconnecting neutral NA



S 201 NA



S 203 NA

Number of poles	Rated current In A	Bbn 4016779 EAN	Order details		Price 1 piece	Weight 1 piece kg	Pack unit pc.
			Type code	Order code			
1+NA	0.5	531825	S201-K0.5NA	2CDS251103R0157		0.250	5
	1	531832	S201-K1NA	2CDS251103R0217		0.250	5
	1.6	531849	S201-K1.6NA	2CDS251103R0257		0.250	5
	2	531856	S201-K2NA	2CDS251103R0277		0.250	5
	3	531863	S201-K3NA	2CDS251103R0317		0.250	5
	4	531870	S201-K4NA	2CDS251103R0337		0.250	5
	6	531887	S201-K6NA	2CDS251103R0377		0.250	5
	8	531894	S201-K8NA	2CDS251103R0407		0.250	5
	10	531900	S201-K10NA	2CDS251103R0427		0.250	5
	13	531917	S201-K13NA	2CDS251103R0447		0.250	5
	16	531924	S201-K16NA	2CDS251103R0467		0.250	5
	20	531931	S201-K20NA	2CDS251103R0487		0.250	5
	25	531948	S201-K25NA	2CDS251103R0517		0.250	5
	32	531955	S201-K32NA	2CDS251103R0537		0.250	5
	40	531962	S201-K40NA	2CDS251103R0557		0.250	5
	50	551144	S201-K50NA	2CDS251103R0577		0.250	5
	63	551151	S201-K63NA	2CDS251103R0607		0.250	5
3+NA	0.5	532617	S203-K0.5NA	2CDS253103R0157		0.500	1
	1	532624	S203-K1NA	2CDS253103R0217		0.500	1
	1.6	532631	S203-K1.6NA	2CDS253103R0257		0.500	1
	2	532648	S203-K2NA	2CDS253103R0277		0.500	1
	3	532655	S203-K3NA	2CDS253103R0317		0.500	1
	4	532662	S203-K4NA	2CDS253103R0337		0.500	1
	6	532679	S203-K6NA	2CDS253103R0377		0.500	1
	8	532686	S203-K8NA	2CDS253103R0407		0.500	1
	10	532693	S203-K10NA	2CDS253103R0427		0.500	1
	13	532709	S203-K13NA	2CDS253103R0447		0.500	1
	16	532716	S203-K16NA	2CDS253103R0467		0.500	1
	20	532723	S203-K20NA	2CDS253103R0487		0.500	1
	25	532730	S203-K25NA	2CDS253103R0517		0.500	1
	32	532747	S203-K32NA	2CDS253103R0537		0.500	1
	40	532754	S203-K40NA	2CDS253103R0557		0.500	1
	50	551205	S203-K50NA	2CDS253103R0577		0.500	1
	63	551212	S203-K63NA	2CDS253103R0607		0.500	1

MCBs

S 200 series Z characteristic

S 200 Z characteristic

Function: protection and control of the electronic circuits against lower and long duration overloads and short-circuits.

Applications: commercial and industrial.

Standard: IEC/EN 60947-2

Icu=10 kA



S 201



S 202

Number of poles	Rated current In A	Bbn 4016779 EAN	Order details		Price 1 piece	Weight 1 piece kg	Pack unit pc.
			Type code	Order code			
1	0.5	530309	S201-Z0.5	2CDS251001R0158		0.125	10
	1	530330	S201-Z1	2CDS251001R0218		0.125	10
	1.6	530347	S201-Z1.6	2CDS251001R0258		0.125	10
	2	530354	S201-Z2	2CDS251001R0278		0.125	10
	3	530361	S201-Z3	2CDS251001R0318		0.125	10
	4	530378	S201-Z4	2CDS251001R0338		0.125	10
	6	530408	S201-Z6	2CDS251001R0378		0.125	10
	8	530415	S201-Z8	2CDS251001R0408		0.125	10
	10	530422	S201-Z10	2CDS251001R0428		0.125	10
	16	530439	S201-Z16	2CDS251001R0468		0.125	10
	20	530446	S201-Z20	2CDS251001R0488		0.125	10
	25	530453	S201-Z25	2CDS251001R0518		0.125	10
	32	530460	S201-Z32	2CDS251001R0538		0.125	10
	40	530477	S201-Z40	2CDS251001R0558		0.125	10
	50	551915	S201-Z50	2CDS251001R0578		0.125	10
63	551922	S201-Z63	2CDS251001R0608		0.125	10	
2	0.5	530682	S202-Z0.5	2CDS252001R0158		0.250	5
	1	530675	S202-Z1	2CDS252001R0218		0.250	5
	1.6	530699	S202-Z1.6	2CDS252001R0258		0.250	5
	2	530705	S202-Z2	2CDS252001R0278		0.250	5
	3	530712	S202-Z3	2CDS252001R0318		0.250	5
	4	530729	S202-Z4	2CDS252001R0338		0.250	5
	6	530736	S202-Z6	2CDS252001R0378		0.250	5
	8	530743	S202-Z8	2CDS252001R0408		0.250	5
	10	530750	S202-Z10	2CDS252001R0428		0.250	5
	16	530767	S202-Z16	2CDS252001R0468		0.250	5
	20	530774	S202-Z20	2CDS252001R0488		0.250	5
	25	530781	S202-Z25	2CDS252001R0518		0.250	5
	32	530798	S202-Z32	2CDS252001R0538		0.250	5
	40	530804	S202-Z40	2CDS252001R0558		0.250	5
	50	551939	S202-Z50	2CDS252001R0578		0.250	5
63	551946	S202-Z63	2CDS252001R0608		0.250	5	

MCBs

S 200 series Z characteristic



S 203



S 204

Number of poles	Rated current In A	Bbn 4016779 EAN	Order details		Price 1 piece	Weight 1 piece kg	Pack unit pc.
			Type code	Order code			
3	0.5	530972	S203-Z0.5	2CDS253001R0158		0.375	1
	1	530989	S203-Z1	2CDS253001R0218		0.375	1
	1.6	530996	S203-Z1.6	2CDS253001R0258		0.375	1
	2	531009	S203-Z2	2CDS253001R0278		0.375	1
	3	531016	S203-Z3	2CDS253001R0318		0.375	1
	4	531023	S203-Z4	2CDS253001R0338		0.375	1
	6	531030	S203-Z6	2CDS253001R0378		0.375	1
	8	531047	S203-Z8	2CDS253001R0408		0.375	1
	10	531054	S203-Z10	2CDS253001R0428		0.375	1
	16	531061	S203-Z16	2CDS253001R0468		0.375	1
	20	531078	S203-Z20	2CDS253001R0488		0.375	1
	25	531085	S203-Z25	2CDS253001R0518		0.375	1
	32	531092	S203-Z32	2CDS253001R0538		0.375	1
	40	531108	S203-Z40	2CDS253001R0558		0.375	1
50	551953	S203-Z50	2CDS253001R0578		0.375	1	
63	551960	S203-Z63	2CDS253001R0608		0.375	1	
4	0.5	530248	S204-Z0.5	2CDS254001R0158		0.500	1
	1	531320	S204-Z1	2CDS254001R0218		0.500	1
	1.6	531443	S204-Z1.6	2CDS254001R0258		0.500	1
	2	531436	S204-Z2	2CDS254001R0278		0.500	1
	3	531337	S204-Z3	2CDS254001R0318		0.500	1
	4	531344	S204-Z4	2CDS254001R0338		0.500	1
	6	531351	S204-Z6	2CDS254001R0378		0.500	1
	8	531368	S204-Z8	2CDS254001R0408		0.500	1
	10	531375	S204-Z10	2CDS254001R0428		0.500	1
	16	531382	S204-Z16	2CDS254001R0468		0.500	1
	20	531399	S204-Z20	2CDS254001R0488		0.500	1
	25	531405	S204-Z25	2CDS254001R0518		0.500	1
	32	531412	S204-Z32	2CDS254001R0538		0.500	1
	40	531429	S204-Z40	2CDS254001R0558		0.500	1
50	551977	S204-Z50	2CDS254001R0578		0.500	1	
63	551984	S204-Z63	2CDS254001R0608		0.500	1	

MCBs

S 200 series Z characteristic



S 201 NA



S 203 NA

With disconnecting neutral NA

Number of poles	Rated current In A	Bbn 4016779 EAN	Order details		Price 1 piece	Weight 1 piece kg	Pack unit pc.
			Type code	Order code			
1+NA	0.5	532143	S201-Z0.5NA	2CDS251103R0158		0.260	5
	1	532150	S201-Z1NA	2CDS251103R0218		0.260	5
	1.6	532167	S201-Z1.6NA	2CDS251103R0258		0.260	5
	2	532174	S201-Z2NA	2CDS251103R0278		0.260	5
	3	532181	S201-Z3NA	2CDS251103R0318		0.260	5
	4	532198	S201-Z4NA	2CDS251103R0338		0.260	5
	6	532204	S201-Z6NA	2CDS251103R0378		0.260	5
	8	532211	S201-Z8NA	2CDS251103R0408		0.260	5
	10	532228	S201-Z10NA	2CDS251103R0428		0.260	5
	16	532235	S201-Z16NA	2CDS251103R0468		0.260	5
	20	532242	S201-Z20NA	2CDS251103R0488		0.260	5
	25	532259	S201-Z25NA	2CDS251103R0518		0.260	5
	32	532266	S201-Z32NA	2CDS251103R0538		0.260	5
	40	532273	S201-Z40NA	2CDS251103R0558		0.260	5
	50	552127	S201-Z50NA	2CDS251103R0578		0.320	5
63	552134	S201-Z63NA	2CDS251103R0608		0.320	5	
3+NA	0.5	53292 1	S203-Z0.5NA	2CDS253103R0158		0.520	1
	1	53293 8	S203-Z1NA	2CDS253103R0218		0.520	1
	1.6	53294 5	S203-Z1.6NA	2CDS253103R0258		0.520	1
	2	53295 2	S203-Z2NA	2CDS253103R0278		0.520	1
	3	53297 6	S203-Z3NA	2CDS253103R0318		0.520	1
	4	53298 3	S203-Z4NA	2CDS253103R0338		0.520	1
	6	53299 0	S203-Z6NA	2CDS253103R0378		0.520	1
	8	53300 3	S203-Z8NA	2CDS253103R0408		0.520	1
	10	53301 0	S203-Z10NA	2CDS253103R0428		0.520	1
	16	53302 7	S203-Z16NA	2CDS253103R0468		0.520	1
	20	53305 8	S203-Z20NA	2CDS253103R0488		0.520	1
	25	53306 5	S203-Z25NA	2CDS253103R0518		0.520	1
	32	53307 2	S203-Z32NA	2CDS253103R0538		0.520	1
	40	53308 9	S203-Z40NA	2CDS253103R0558		0.520	1
	50	55214 1	S203-Z50NA	2CDS253103R0578		0.640	1
63	55216 5	S203-Z63NA	2CDS253103R0608		0.640	1	

MCBs

S 200 series M-B characteristic

S 200 M-B characteristic

Function: protection and control of the circuits against overloads and short-circuits; protection for people and large length of cables in TN and IT systems.

Applications: residential, commercial and industrial.

Standard: IEC/EN 60898-1, IEC/EN 60947-2

I_{cn}=10 kA



S 201 M



S 202 M



S 203 M

Number of poles	Rated current In A	Bbn 4016779 EAN	Order details		Price 1 piece	Weight 1 piece kg	Pack unit pc.
			Type code	Order code			
1	6	549424	S201M-B6	2CDS271001R0065		0.125	10
	10	549431	S201M-B10	2CDS271001R0105		0.125	10
	13	549448	S201M-B13	2CDS271001R0135		0.125	10
	16	549455	S201M-B16	2CDS271001R0165		0.125	10
	20 * ¹	549462	S201M-B20	2CDS271001R0205		0.125	10
	25	549479	S201M-B25	2CDS271001R0255		0.125	10
	32 * ²	549486	S201M-B32	2CDS271001R0325		0.125	10
	40 * ³	549493	S201M-B40	2CDS271001R0405		0.125	10
	50	543811	S201M-B50	2CDS271001R0505		0.125	10
	63	543828	S201M-B63	2CDS271001R0635		0.125	10
2	6	549585	S202M-B6	2CDS272001R0065		0.250	5
	10	549592	S202M-B10	2CDS272001R0105		0.250	5
	13	549608	S202M-B13	2CDS272001R0135		0.250	5
	16	549615	S202M-B16	2CDS272001R0165		0.250	5
	20	549622	S202M-B20	2CDS272001R0205		0.250	5
	25	549639	S202M-B25	2CDS272001R0255		0.250	5
	32	549646	S202M-B32	2CDS272001R0325		0.250	5
	40	549653	S202M-B40	2CDS272001R0405		0.250	5
	50	543859	S202M-B50	2CDS272001R0505		0.250	5
	63	543866	S202M-B63	2CDS272001R0635		0.250	5
3	6	549660	S203M-B 6	2CDS273001R0065		0.375	1
	10	549677	S203M-B10	2CDS273001R0105		0.375	1
	13	549684	S203M-B13	2CDS273001R0135		0.375	1
	16	549691	S203M-B16	2CDS273001R0165		0.375	1
	20 * ¹	549707	S203M-B20	2CDS273001R0205		0.375	1
	25	549714	S203M-B25	2CDS273001R0255		0.375	1
	32 * ²	549721	S203M-B32	2CDS273001R0325		0.375	1
	40 * ³	549738	S203M-B40	2CDS273001R0405		0.375	1
	50	543873	S203M-B50	2CDS273001R0505		0.375	1
	63	543880	S203M-B63	2CDS273001R0635		0.375	1

*¹ suitable for flow-type heaters 12 kW

*² suitable for flow-type heaters 18 kW

*³ suitable for flow-type heaters 21, 24 and 27 kW

MCBs

S 200 series M-B characteristic



S 204 M

Number of poles	Rated current In A	Bbn 4016779 EAN	Order details		Price 1 piece	Weight 1 piece kg	Pack unit pc.
			Type code	Order code			
4	6	549820	S204M-B 6	2CDS274001R0065		0.500	1
	10	549837	S204M-B10	2CDS274001R0105		0.500	1
	13	549844	S204M-B13	2CDS274001R0135		0.500	1
	16	549851	S204M-B16	2CDS274001R0165		0.500	1
	20	549868	S204M-B20	2CDS274001R0205		0.500	1
	25	549875	S204M-B25	2CDS274001R0255		0.500	1
	32	549882	S204M-B32	2CDS274001R0325		0.500	1
	40	549899	S204M-B40	2CDS274001R0405		0.500	1
	50	543910	S204M-B50	2CDS274001R0505		0.500	1
	63	543927	S204M-B63	2CDS274001R0635		0.500	1

With disconnecting neutral NA



S 201 M NA

Number of poles	Rated current In A	Bbn 4016779 EAN	Order details		Price 1 piece	Weight 1 piece kg	Pack unit pc.
			Type code	Order code			
1+NA	6	549509	S201M-B6NA	2CDS271103R0065		0.250	5
	10	549516	S201M-B10NA	2CDS271103R0105		0.250	5
	13	549523	S201M-B13NA	2CDS271103R0135		0.250	5
	16	549530	S201M-B16NA	2CDS271103R0165		0.250	5
	20 *1	549547	S201M-B20NA	2CDS271103R0205		0.250	5
	25	549554	S201M-B25NA	2CDS271103R0255		0.250	5
	32 *2	549561	S201M-B32NA	2CDS271103R0325		0.250	5
	40 *3	549578	S201M-B40NA	2CDS271103R0405		0.250	5
	50	543835	S201M-B50NA	2CDS271103R0505		0.250	5
	63	543842	S201M-B63NA	2CDS271103R0635		0.250	5
3+NA	6	549745	S203M-B6NA	2CDS273103R0065		0.500	1
	10	549752	S203M-B10NA	2CDS273103R0105		0.500	1
	13	549769	S203M-B13NA	2CDS273103R0135		0.500	1
	16	549776	S203M-B16NA	2CDS273103R0165		0.500	1
	20 *1	549783	S203M-B20NA	2CDS273103R0205		0.500	1
	25	549790	S203M-B25NA	2CDS273103R0255		0.500	1
	32 *2	549806	S203M-B32NA	2CDS273103R0325		0.500	1
	40 *3	549813	S203M-B40NA	2CDS273103R0405		0.500	1
	50	543897	S203M-B50NA	2CDS273103R0505		0.500	1
	63	543903	S203M-B63NA	2CDS273103R0635		0.580	1

*1 suitable for flow-type heaters 12 kW

*3 suitable for flow-type heaters 21, 24 and 27 kW

*2 suitable for flow-type heaters 18 kW



S 203 M NA

MCBs

S 200 series M-C characteristic

S 200 M-C characteristic

Function: protection and control of the circuits against overloads and short-circuits; protection for resistive and inductive loads with low inrush current.

Applications: residential, commercial and industrial.

Standard: IEC/EN 60898-1, IEC/EN 60947-2

I_{cn}=10 kA



S 201 M



S 202 M

Number of poles	Rated current In A	Bbn 4016779 EAN	Order details		Price 1 piece	Weight 1 piece kg	Pack unit pc.
			Type code	Order code			
1	0.5	549905	S201M-C0.5	2CDS271001R0984		0.125	10
	1	549929	S201M-C1	2CDS271001R0014		0.125	10
	1.6	549912	S201M-C1.6	2CDS271001R0974		0.125	10
	2	549936	S201M-C2	2CDS271001R0024		0.125	10
	3	549943	S201M-C3	2CDS271001R0034		0.125	10
	4	549950	S201M-C4	2CDS271001R0044		0.125	10
	6	549967	S201M-C6	2CDS271001R0064		0.125	10
	8	549974	S201M-C8	2CDS271001R0084		0.125	10
	10	549981	S201M-C10	2CDS271001R0104		0.125	10
	13	549998	S201M-C13	2CDS271001R0134		0.125	10
	16	550000	S201M-C16	2CDS271001R0164		0.125	10
	20 *1	550017	S201M-C20	2CDS271001R0204		0.125	10
	25	550024	S201M-C25	2CDS271001R0254		0.125	10
	32 *2	550031	S201M-C32	2CDS271001R0324		0.125	10
	40 *3	550048	S201M-C40	2CDS271001R0404		0.125	10
50	543934	S201M-C50	2CDS271001R0504		0.125	10	
63	543941	S201M-C63	2CDS271001R0634		0.125	10	
2	0.5	550208	S202M-C0.5	2CDS272001R0984		0.250	5
	1	550222	S202M-C1	2CDS272001R0014		0.250	5
	1.6	550215	S202M-C1.6	2CDS272001R0974		0.250	5
	2	550239	S202M-C2	2CDS272001R0024		0.250	5
	3	550246	S202M-C3	2CDS272001R0034		0.250	5
	4	550253	S202M-C4	2CDS272001R0044		0.250	5
	6	550260	S202M-C6	2CDS272001R0064		0.250	5
	8	550277	S202M-C8	2CDS272001R0084		0.250	5
	10	550284	S202M-C10	2CDS272001R0104		0.250	5
	13	550291	S202M-C13	2CDS272001R0134		0.250	5
	16	550307	S202M-C16	2CDS272001R0164		0.250	5
	20	550314	S202M-C20	2CDS272001R0204		0.250	5
	25	550321	S202M-C25	2CDS272001R0254		0.250	5
	32	550338	S202M-C32	2CDS272001R0324		0.250	5
	40	550345	S202M-C40	2CDS272001R0404		0.250	5
50	543972	S202M-C50	2CDS272001R0504		0.250	5	
63	543989	S202M-C63	2CDS272001R0634		0.250	5	

*1 suitable for flow-type heaters 12 kW

*2 suitable for flow-type heaters 18 kW

*3 suitable for flow-type heaters 21, 24 and 27 kW

MCBs

S 200 series M-C characteristic



S 203 M



S 204 M

Number of poles	Rated current In A	Bbn 4016779 EAN	Order details		Price 1 piece	Weight 1 piece kg	Pack unit pc.
			Type code	Order code			
3	0.5	550352	S203M-C0.5	2CDS273001R0984		0.375	1
	1	550376	S203M-C1	2CDS273001R0014		0.375	1
	1.6	550369	S203M-C1.6	2CDS273001R0974		0.375	1
	2	550383	S203M-C2	2CDS273001R0024		0.375	1
	3	550390	S203M-C3	2CDS273001R0034		0.375	1
	4	550406	S203M-C4	2CDS273001R0044		0.375	1
	6	550413	S203M-C6	2CDS273001R0064		0.375	1
	8	550420	S203M-C8	2CDS273001R0084		0.375	1
	10	550437	S203M-C10	2CDS273001R0104		0.375	1
	13	550444	S203M-C13	2CDS273001R0134		0.375	1
	16	550451	S203M-C16	2CDS273001R0164		0.375	1
	20 *1	550468	S203M-C20	2CDS273001R0204		0.375	1
	25	550475	S203M-C25	2CDS273001R0254		0.375	1
	32 *2	550482	S203M-C32	2CDS273001R0324		0.375	1
	40 *3	550499	S203M-C40	2CDS273001R0404		0.375	1
50	543996	S203M-C50	2CDS273001R0504		0.375	1	
63	544009	S203M-C63	2CDS273001R0634		0.375	1	
4	0.5	550659	S204M-C0.5	2CDS274001R0984		0.500	1
	1	550673	S204M-C1	2CDS274001R0014		0.500	1
	1.6	550666	S204M-C1.6	2CDS274001R0974		0.500	1
	2	550680	S204M-C2	2CDS274001R0024		0.500	1
	3	550697	S204M-C3	2CDS274001R0034		0.500	1
	4	550703	S204M-C4	2CDS274001R0044		0.500	1
	6	550710	S204M-C6	2CDS274001R0064		0.500	1
	8	550727	S204M-C8	2CDS274001R0084		0.500	1
	10	550734	S204M-C10	2CDS274001R0104		0.500	1
	13	550741	S204M-C13	2CDS274001R0134		0.500	1
	16	550758	S204M-C16	2CDS274001R0164		0.500	1
	20	550765	S204M-C20	2CDS274001R0204		0.500	1
	25	550772	S204M-C25	2CDS274001R0254		0.500	1
	32	550789	S204M-C32	2CDS274001R0324		0.500	1
	40	550796	S204M-C40	2CDS274001R0404		0.500	1
50	544030	S204M-C50	2CDS274001R0504		0.500	1	
63	544047	S204M-C63	2CDS274001R0634		0.500	1	

*1 suitable for flow-type heaters 12 kW

*3 suitable for flow-type heaters 21, 24 and 27 kW

*2 suitable for flow-type heaters 18 kW

MCBs

S 200 series M-C characteristic

With disconnecting neutral NA



S 201 M NA



S 203 M NA

Number of poles	Rated current In A	Bbn 4016779 EAN	Order details		Price 1 piece	Weight 1 piece kg	Pack unit pc.
			Type code	Order code			
1+NA	0.5	550055	S201M-C0.5NA	2CDS271103R0984		0.250	5
	1	550079	S201M-C1NA	2CDS271103R0014		0.250	5
	1.6	550062	S201M-C1.6NA	2CDS271103R0974		0.250	5
	2	550086	S201M-C2NA	2CDS271103R0024		0.250	5
	3	550093	S201M-C3NA	2CDS271103R0034		0.250	5
	4	550109	S201M-C4NA	2CDS271103R0044		0.250	5
	6	550116	S201M-C6NA	2CDS271103R0064		0.250	5
	8	550123	S201M-C8NA	2CDS271103R0084		0.250	5
	10	550130	S201M-C10NA	2CDS271103R0104		0.250	5
	13	550147	S201M-C13NA	2CDS271103R0134		0.250	5
	16	550154	S201M-C16NA	2CDS271103R0164		0.250	5
	20 *1	550161	S201M-C20NA	2CDS271103R0204		0.250	5
	25	550178	S201M-C25NA	2CDS271103R0254		0.250	5
	32 *2	550185	S201M-C32NA	2CDS271103R0324		0.250	5
	40 *3	550192	S201M-C40NA	2CDS271103R0404		0.250	5
	50	543958	S201M-C50NA	2CDS271103R0504		0.250	5
63	543965	S201M-C63NA	2CDS271103R0634		0.250	5	
3+NA	0.5	550512	S203M-C0.5NA	2CDS273103R0984		0.500	1
	1	550529	S203M-C1NA	2CDS273103R0014		0.500	1
	1.6	550505	S203M-C1.6NA	2CDS273103R0974		0.500	1
	2	550536	S203M-C2NA	2CDS273103R0024		0.500	1
	3	550543	S203M-C3NA	2CDS273103R0034		0.500	1
	4	550550	S203M-C4NA	2CDS273103R0044		0.500	1
	6	550567	S203M-C6NA	2CDS273103R0064		0.500	1
	8	550574	S203M-C8NA	2CDS273103R0084		0.500	1
	10	550581	S203M-C10NA	2CDS273103R0104		0.500	1
	13	550598	S203M-C13NA	2CDS273103R0134		0.500	1
	16	550604	S203M-C16NA	2CDS273103R0164		0.500	1
	20 *1	550611	S203M-C20NA	2CDS273103R0204		0.500	1
	25	550628	S203M-C25NA	2CDS273103R0254		0.500	1
	32 *2	550635	S203M-C32NA	2CDS273103R0324		0.500	1
	40 *3	550642	S203M-C40NA	2CDS273103R0404		0.500	1
	50	544016	S203M-C50NA	2CDS273103R0504		0.580	1
63	544023	S203M-C63NA	2CDS273103R0634		0.580	1	

*1 suitable for flow-type heaters 12 kW
*2 suitable for flow-type heaters 18 kW

*3 suitable for flow-type heaters 21, 24 and 27 kW

MCBs

S 200 series M-D characteristic

S 200 M-D characteristic

Function: protection and control of the circuits against overloads and short-circuits; protection for circuits which supply loads with high inrush current at the circuit closing (LV/LV transformers, breakdown lamps).

Applications: residential, commercial and industrial.

Standard: IEC/EN 60898-1, IEC/EN 60947-2

I_{cn}=10 kA



S 201 M



S 202 M

Number of poles	Rated current In A	Bbn 4016779 EAN	Order details		Price 1 piece	Weight 1 piece kg	Pack unit pc.
			Type code	Order code			
1	0.5	599832	S201M-D0.5	2CDS271001R0981		0.125	10
	1	500313	S201M-D1	2CDS271001R0011		0.125	10
	1.6	599825	S201M-D1.6	2CDS271001R0971		0.125	10
	2	599337	S201M-D2	2CDS271001R0021		0.125	10
	3	599351	S201M-D3	2CDS271001R0031		0.125	10
	4	599357	S201M-D4	2CDS271001R0041		0.125	10
	6	599399	S201M-D6	2CDS271001R0061		0.125	10
	8	599405	S201M-D8	2CDS271001R0081		0.125	10
	10	599429	S201M-D10	2CDS271001R0101		0.125	10
	13	663267	S201M-D13	2CDS271001R0131		0.125	10
	16	599450	S201M-D16	2CDS271001R0161		0.125	10
	20 *1	500467	S201M-D20	2CDS271001R0201		0.125	10
	25	599498	S201M-D25	2CDS271001R0251		0.125	10
	32 *2	599566	S201M-D32	2CDS271001R0321		0.125	10
	40 *3	599610	S201M-D40	2CDS271001R0401		0.125	10
	50	599702	S201M-D50	2CDS271001R0501		0.125	10
63	599818	S201M-D63	2CDS271001R0631		0.125	10	
2	0.5	600880	S202M-D0.5	2CDS272001R0981		0.250	5
	1	600361	S202M-D1	2CDS272001R0011		0.250	5
	1.6	600873	S202M-D1.6	2CDS272001R0971		0.250	5
	2	600385	S202M-D2	2CDS272001R0021		0.250	5
	3	600408	S202M-D3	2CDS272001R0031		0.250	5
	4	600422	S202M-D4	2CDS272001R0041		0.250	5
	6	600446	S202M-D6	2CDS272001R0061		0.250	5
	8	600453	S202M-D8	2CDS272001R0081		0.250	5
	10	600477	S202M-D10	2CDS272001R0101		0.250	5
	13	663274	S202M-D13	2CDS272001R0131		0.250	5
	16	600507	S202M-D16	2CDS272001R0161		0.250	5
	20	600514	S202M-D20	2CDS272001R0201		0.250	5
	25	600545	S202M-D25	2CDS272001R0251		0.250	5
	32	600613	S202M-D32	2CDS272001R0321		0.250	5
	40	600668	S202M-D40	2CDS272001R0401		0.250	5
	50	600750	S202M-D50	2CDS272001R0501		0.250	5
63	600866	S202M-D63	2CDS272001R0631		0.250	5	

*1 suitable for flow-type heaters 12 kW

*2 suitable for flow-type heaters 18 kW

*3 suitable for flow-type heaters 21, 24 and 27 kW

MCBs

S 200 series M-D characteristic



S 203 M



S 204 M

Number of poles	Rated current In A	Bbn 4016779 EAN	Order details		Price 1 piece	Weight 1 piece kg	Pack unit pc.
			Type code	Order code			
3	0.5	601412	S203M-D0.5	2CDS273001R0981		0.375	1
	1	600897	S203M-D1	2CDS273001R0011		0.375	1
	1.6	601405	S203M-D1.6	2CDS273001R0971		0.375	1
	2	600910	S203M-D2	2CDS273001R0021		0.375	1
	3	600934	S203M-D3	2CDS273001R0031		0.375	1
	4	600958	S203M-D4	2CDS273001R0041		0.375	1
	6	600972	S203M-D6	2CDS273001R0061		0.375	1
	8	600989	S203M-D8	2CDS273001R0081		0.375	1
	10	601009	S203M-D10	2CDS273001R0101		0.375	1
	13	663281	S203M-D13	2CDS273001R0131		0.375	1
	16	601030	S203M-D16	2CDS273001R0161		0.375	1
	20 ^{*1}	601047	S203M-D20	2CDS273001R0201		0.375	1
	25	601078	S203M-D25	2CDS273001R0251		0.375	1
	32 ^{*2}	601146	S203M-D32	2CDS273001R0321		0.375	1
	40 ^{*3}	601191	S203M-D40	2CDS273001R0401		0.375	1
50	601283	S203M-D50	2CDS273001R0501		0.375	1	
63	601399	S203M-D63	2CDS273001R0631		0.375	1	
4	0.5	602143	S204M-D0.5	2CDS274001R0981		0.500	1
	1	601634	S204M-D1	2CDS274001R0011		0.500	1
	1.6	602136	S204M-D1.6	2CDS274001R0971		0.500	1
	2	601658	S204M-D2	2CDS274001R0021		0.500	1
	3	601672	S204M-D3	2CDS274001R0031		0.500	1
	4	601696	S204M-D4	2CDS274001R0041		0.500	1
	6	601719	S204M-D6	2CDS274001R0061		0.500	1
	8	601726	S204M-D8	2CDS274001R0081		0.500	1
	10	601740	S204M-D10	2CDS274001R0101		0.500	1
	13	663298	S204M-D13	2CDS274001R0131		0.500	1
	16	601771	S204M-D16	2CDS274001R0161		0.500	1
	20	601788	S204M-D20	2CDS274001R0201		0.500	1
	25	601818	S204M-D25	2CDS274001R0251		0.500	1
	32	601887	S204M-D32	2CDS274001R0321		0.500	1
	40	601931	S204M-D40	2CDS274001R0401		0.500	1
50	602013	S204M-D50	2CDS274001R0501		0.500	1	
63	602129	S204M-D63	2CDS274001R0631		0.500	1	

^{*1} suitable for flow-type heaters 12 kW

^{*2} suitable for flow-type heaters 18 kW

^{*3} suitable for flow-type heaters 21, 24 and 27 kW

MCBs

S 200 series M-D characteristic

With disconnecting neutral NA



S 201 M NA



S 203 M NA

Number of poles	Rated current In A	Bbn 4016779 EAN	Order details		Price 1 piece	Weight 1 piece kg	Pack unit pc.
			Type code	Order code			
1+NA	0.5	600354	S201M-D0.5NA	2CDS271103R0981		0.250	5
	1	599849	S201M-D1NA	2CDS271103R0011		0.250	5
	1.6	600347	S201-MD1.6NA	2CDS271103R0971		0.250	5
	2	599863	S201M-D2NA	2CDS271103R0021		0.250	5
	3	599887	S201M-D3NA	2CDS271103R0031		0.250	5
	4	599900	S201M-D4NA	2CDS271103R0041		0.250	5
	6	599924	S201M-D6NA	2CDS271103R0061		0.250	5
	8	599931	S201M-D8NA	2CDS271103R0081		0.250	5
	10	599948	S201M-D10NA	2CDS271103R0101		0.250	5
	13	663304	S201M-D13NA	2CDS271103R0131		0.250	5
	16	599979	S201M-D16NA	2CDS271103R0161		0.250	5
	20 *1	599986	S201M-D20NA	2CDS271103R0201		0.250	5
	25	600019	S201M-D25NA	2CDS271103R0251		0.250	5
	32 *2	600088	S201M-D32NA	2CDS271103R0321		0.250	5
	40 *3	600132	S201M-D40NA	2CDS271103R0401		0.250	5
	50	600224	S201M-D50NA	2CDS271103R0501		0.290	5
63	600330	S201M-D63NA	2CDS271103R0631		0.290	5	
3+NA	0.5	663311	S203M-D0.5NA	2CDS273103R0981		0.500	1
	1	663328	S203M-D1NA	2CDS273103R0011		0.500	1
	1.6	663335	S203M-D1.6NA	2CDS273103R0971		0.500	1
	2	663342	S203M-D2NA	2CDS273103R0021		0.500	1
	3	663359	S203M-D3NA	2CDS273103R0031		0.500	1
	4	663366	S203M-D4NA	2CDS273103R0041		0.500	1
	6	663373	S203M-D6NA	2CDS273103R0061		0.500	1
	8	663380	S203M-D8NA	2CDS273103R0081		0.500	1
	10	663397	S203M-D10NA	2CDS273103R0101		0.500	1
	13	663403	S203M-D13NA	2CDS273103R0131		0.500	1
	16	663410	S203M-D16NA	2CDS273103R0161		0.500	1
	20 *1	663427	S203M-D20NA	2CDS273103R0201		0.500	1
	25	663434	S203M-D25NA	2CDS273103R0251		0.500	1
	32 *2	663441	S203M-D32NA	2CDS273103R0321		0.500	1
	40 *3	663458	S203M-D40NA	2CDS273103R0401		0.500	1
	50	663465	S203M-D50NA	2CDS273103R0501		0.580	1
63	663472	S203M-D63NA	2CDS273103R0631		0.580	1	

*1 suitable for flow-type heaters 12 kW
*2 suitable for flow-type heaters 18 kW

*3 suitable for flow-type heaters 21, 24 and 27 kW

MCBs

S 200 series M-K characteristic

S 200 M-K (power) characteristic

Function: protection and control of the circuits like motors, transformer and auxiliary circuits, against overloads and short-circuits.

Advantages: no nuisance tripping in the case of functional peak currents up to $10 \times I_n$, depending on the series; through its highly sensitive thermostatic bimetal trip, the K-type characteristic offers protection to damageable elements in the overcurrent range; it also provides the best protection to cables and lines.

Applications: commercial and industrial.

Standard: IEC/EN 60947-2

Icu=15 kA



S 201 M



S 202 M

Number of poles	Rated current In A	Bbn 4016779 EAN	Order details		Price 1 piece	Weight 1 piece kg	Pack unit pc.
			Type code	Order code			
1	0.5	599436	S201M-K0.5	2CDS271001R0157		0.125	10
	1	599474	S201M-K1	2CDS271001R0217		0.125	10
	1.6	599504	S201M-K1.6	2CDS271001R0257		0.125	10
	2	599528	S201M-K2	2CDS271001R0277		0.125	10
	3	599542	S201M-K3	2CDS271001R0317		0.125	10
	4	599573	S201M-K4	2CDS271001R0337		0.125	10
	6	599597	S201M-K6	2CDS271001R0377		0.125	10
	8	599627	S201M-K8	2CDS271001R0407		0.125	10
	10	599641	S201M-K10	2CDS271001R0427		0.125	10
	13	659390	S201M-K13	2CDS271001R0447		0.125	10
	16	599665	S201M-K16	2CDS271001R0467		0.125	10
	20	599689	S201M-K20	2CDS271001R0487		0.125	10
	25	599719	S201M-K25	2CDS271001R0517		0.125	10
	32	599733	S201M-K32	2CDS271001R0537		0.125	10
	40	599757	S201M-K40	2CDS271001R0557		0.125	10
50	599771	S201M-K50	2CDS271001R0577		0.125	10	
63	599795	S201M-K63	2CDS271001R0607		0.125	10	
2	0.5	600484	S202M-K0.5	2CDS272001R0157		0.250	5
	1	600521	S202M-K1	2CDS272001R0217		0.250	5
	1.6	600552	S202M-K1.6	2CDS272001R0257		0.250	5
	2	600576	S202M-K2	2CDS272001R0277		0.250	5
	3	600590	S202M-K3	2CDS272001R0317		0.250	5
	4	600620	S202M-K4	2CDS272001R0337		0.250	5
	6	600644	S202M-K6	2CDS272001R0377		0.250	5
	8	600675	S202M-K8	2CDS272001R0407		0.250	5
	10	600699	S202M-K10	2CDS272001R0427		0.250	5
	13	659406	S202M-K13	2CDS272001R0447		0.250	5
	16	600712	S202M-K16	2CDS272001R0467		0.250	5
	20	600736	S202M-K20	2CDS272001R0487		0.250	5
	25	600767	S202M-K25	2CDS272001R0517		0.250	5
	32	600781	S202M-K32	2CDS272001R0537		0.250	5
	40	600804	S202M-K40	2CDS272001R0557		0.250	5
50	600828	S202M-K50	2CDS272001R0577		0.250	5	
63	600842	S202M-K63	2CDS272001R0607		0.250	5	

MCBs

S 200 series M-K characteristic



S 203 M



S 204 M

Number of poles	Rated current In A	Bbn 4016779 EAN	Order details		Price 1 piece	Weight 1 piece kg	Pack unit pc.
			Type code	Order code			
3	0.5	601016	S203M-K0.5	2CDS273001R0157		0.375	1
	1	601054	S203M-K1	2CDS273001R0217		0.375	1
	1.6	601085	S203M-K1.6	2CDS273001R0257		0.375	1
	2	601108	S203M-K2	2CDS273001R0277		0.375	1
	3	601122	S203M-K3	2CDS273001R0317		0.375	1
	4	601153	S203M-K4	2CDS273001R0337		0.375	1
	6	601177	S203M-K6	2CDS273001R0377		0.375	1
	8	601207	S203M-K8	2CDS273001R0407		0.375	1
	10	601221	S203M-K10	2CDS273001R0427		0.375	1
	13	659413	S203M-K13	2CDS273001R0447		0.375	1
	16	601245	S203M-K16	2CDS273001R0467		0.375	1
	20	601269	S203M-K20	2CDS273001R0487		0.375	1
	25	601290	S203M-K25	2CDS273001R0517		0.375	1
	32	601313	S203M-K32	2CDS273001R0537		0.375	1
	40	601337	S203M-K40	2CDS273001R0557		0.375	1
50	601351	S203M-K50	2CDS273001R0577		0.375	1	
63	601375	S203M-K63	2CDS273001R0607		0.375	1	
4	0.5	601757	S204M-K0.5	2CDS274001R0157		0.500	1
	1	601795	S204M-K1	2CDS274001R0217		0.500	1
	1.6	601825	S204M-K1.6	2CDS274001R0257		0.500	1
	2	601849	S204M-K2	2CDS274001R0277		0.500	1
	3	601863	S204M-K3	2CDS274001R0317		0.500	1
	4	601894	S204M-K4	2CDS274001R0337		0.500	1
	6	601917	S204M-K6	2CDS274001R0377		0.500	1
	8	601948	S204M-K8	2CDS274001R0407		0.500	1
	10	601962	S204M-K10	2CDS274001R0427		0.500	1
	13	659420	S204M-K13	2CDS274001R0447		0.500	1
	16	601986	S204M-K16	2CDS274001R0467		0.500	1
	20	602006	S204M-K20	2CDS274001R0487		0.500	1
	25	602020	S204M-K25	2CDS274001R0517		0.500	1
	32	602044	S204M-K32	2CDS274001R0537		0.500	1
	40	602068	S204M-K40	2CDS274001R0557		0.500	1
50	602082	S204M-K50	2CDS274001R0577		0.500	1	
63	602105	S204M-K63	2CDS274001R0607		0.500	1	

MCBs

S 200 series M-K characteristic

With disconnecting neutral NA



S 201 M NA



S 203 M NA

Number of poles	Rated current In A	Bbn 4016779 EAN	Order details		Price 1 piece	Weight 1 piece kg	Pack unit pc.
			Type code	Order code			
1+NA	0.5	599955	S201M-K0.5NA	2CDS271103R0157		0.250	5
	1	599993	S201M-K1NA	2CDS271103R0217		0.250	5
	1.6	600026	S201M-K1.6NA	2CDS271103R0257		0.250	5
	2	600040	S201M-K2NA	2CDS271103R0277		0.250	5
	3	600064	S201M-K3NA	2CDS271103R0317		0.250	5
	4	600095	S201M-K4NA	2CDS271103R0337		0.250	5
	6	600118	S201M-K6NA	2CDS271103R0377		0.250	5
	8	600149	S201M-K8NA	2CDS271103R0407		0.250	5
	10	600163	S201M-K10NA	2CDS271103R0427		0.250	5
	13	659437	S201M-K13NA	2CDS271103R0447		0.250	5
	16	600187	S201M-K16NA	2CDS271103R0467		0.250	5
	20	600200	S201M-K20NA	2CDS271103R0487		0.250	5
	25	600231	S201M-K25NA	2CDS271103R0517		0.250	5
	32	600255	S201M-K32NA	2CDS271103R0537		0.250	5
	40	600279	S201M-K40NA	2CDS271103R0557		0.250	5
	50	600293	S201M-K50NA	2CDS271103R0577		0.250	5
63	600316	S201M-K63NA	2CDS271103R0607		0.250	5	
3+NA	0.5	659444	S203M-K0.5NA	2CDS273103R0157		0.500	1
	1	650451	S203M-K1NA	2CDS273103R0217		0.500	1
	1.6	659468	S203M-K1.6NA	2CDS273103R0257		0.500	1
	2	659475	S203M-K2NA	2CDS273103R0277		0.500	1
	3	659482	S203M-K3NA	2CDS273103R0317		0.500	1
	4	659499	S203M-K4NA	2CDS273103R0337		0.500	1
	6	659505	S203M-K6NA	2CDS273103R0377		0.500	1
	8	659512	S203M-K8NA	2CDS273103R0407		0.500	1
	10	659529	S203M-K10NA	2CDS273103R0427		0.500	1
	13	659536	S203M-K13NA	2CDS273103R0447		0.500	1
	16	659543	S203M-K16NA	2CDS273103R0467		0.500	1
	20	659550	S203M-K20NA	2CDS273103R0487		0.500	1
	25	659567	S203M-K25NA	2CDS273103R0517		0.500	1
	32	659574	S203M-K32NA	2CDS273103R0537		0.500	1
	40	659581	S203M-K40NA	2CDS273103R0557		0.500	1
	50	659604	S203M-K50NA	2CDS273103R0577		0.500	1
63	659611	S203M-K63NA	2CDS273103R0607		0.500	1	

MCBs

S 200 series M-Z characteristic

S 200 M-Z characteristic

Function: protection and control of the electronic circuits against lower and long duration overloads and short-circuits.

Applications: commercial and industrial.

Standard: IEC/EN 60947-2

Icu=15 kA



S 201 M



S 202 M

Number of poles	Rated current In A	Bbn 4016779 EAN	Order details		Price 1 piece	Weight 1 piece kg	Pack unit pc.
			Type code	Order code			
1	0.5	599443	S201M-Z0.5	2CDS271001R0158		0.125	10
	1	599481	S201M-Z1	2CDS271001R0218		0.125	10
	1.6	599511	S201M-Z1.6	2CDS271001R0258		0.125	10
	2	599535	S201M-Z2	2CDS271001R0278		0.125	10
	3	599559	S201M-Z3	2CDS271001R0318		0.125	10
	4	599580	S201M-Z4	2CDS271001R0338		0.125	10
	6	599603	S201M-Z6	2CDS271001R0378		0.125	10
	8	599634	S201M-Z8	2CDS271001R0408		0.125	10
	10	599658	S201M-Z10	2CDS271001R0428		0.125	10
	16	599672	S201M-Z16	2CDS271001R0468		0.125	10
	20	599696	S201M-Z20	2CDS271001R0488		0.125	10
	25	599726	S201M-Z25	2CDS271001R0518		0.125	10
	32	599740	S201M-Z32	2CDS271001R0538		0.125	10
	40	599764	S201M-Z40	2CDS271001R0558		0.125	10
	50	599788	S201M-Z50	2CDS271001R0578		0.125	10
63	599801	S201M-Z63	2CDS271001R0608		0.125	10	
2	0.5	600491	S202M-Z0.5	2CDS272001R0158		0.250	5
	1	600538	S202M-Z1	2CDS272001R0218		0.250	5
	1.6	600569	S202M-Z1.6	2CDS272001R0258		0.250	5
	2	600583	S202M-Z2	2CDS272001R0278		0.250	5
	3	600606	S202M-Z3	2CDS272001R0318		0.250	5
	4	600637	S202M-Z4	2CDS272001R0338		0.250	5
	6	600651	S202M-Z6	2CDS272001R0378		0.250	5
	8	600682	S202M-Z8	2CDS272001R0408		0.250	5
	10	600705	S202M-Z10	2CDS272001R0428		0.250	5
	16	600729	S202M-Z16	2CDS272001R0468		0.250	5
	20	600743	S202M-Z20	2CDS272001R0488		0.250	5
	25	600774	S202M-Z25	2CDS272001R0518		0.250	5
	32	600798	S202M-Z32	2CDS272001R0538		0.250	5
	40	600811	S202M-Z40	2CDS272001R0558		0.250	5
	50	600835	S202-MZ50	2CDS272001R0578		0.250	5
63	600859	S202M-Z63	2CDS272001R0608		0.250	5	

MCBs

S 200 series M-Z characteristic



S 203 M



S 204 M

Number of poles	Rated current In A	Bbn 4016779 EAN	Order details		Price 1 piece	Weight 1 piece kg	Pack unit pc.
			Type code	Order code			
3	0.5	601023	S203M-Z0.5	2CDS273001R0158		0.375	1
	1	601061	S203M-Z1	2CDS273001R0218		0.375	1
	1.6	601092	S203M-Z1.6	2CDS273001R0258		0.375	1
	2	601115	S203M-Z2	2CDS273001R0278		0.375	1
	3	601139	S203M-Z3	2CDS273001R0318		0.375	1
	4	601160	S203M-Z4	2CDS273001R0338		0.375	1
	6	601184	S203M-Z6	2CDS273001R0378		0.375	1
	8	601214	S203M-Z8	2CDS273001R0408		0.375	1
	10	601238	S203M-Z10	2CDS273001R0428		0.375	1
	16	601252	S203M-Z16	2CDS273001R0468		0.375	1
	20	601276	S203M-Z20	2CDS273001R0488		0.375	1
	25	601306	S203M-Z25	2CDS273001R0518		0.375	1
	32	601320	S203M-Z32	2CDS273001R0538		0.375	1
	40	601344	S203M-Z40	2CDS273001R0558		0.375	1
50	601368	S203M-Z50	2CDS273001R0578		0.375	1	
63	601382	S203M-Z63	2CDS273001R0608		0.375	1	
4	0.5	601764	S204M-Z0.5	2CDS274001R0158		0.500	1
	1	601810	S204M-Z1	2CDS274001R0218		0.500	1
	1.6	601832	S204M-Z1.6	2CDS274001R0258		0.500	1
	2	601856	S204M-Z2	2CDS274001R0278		0.500	1
	3	601870	S204M-Z3	2CDS274001R0318		0.500	1
	4	601900	S204M-Z4	2CDS274001R0338		0.500	1
	6	601924	S204M-Z6	2CDS274001R0378		0.500	1
	8	601955	S204M-Z8	2CDS274001R0408		0.500	1
	10	601979	S204M-Z10	2CDS274001R0428		0.500	1
	16	601993	S204M-Z16	2CDS274001R0468		0.500	1
	20	659628	S204M-Z20	2CDS274001R0488		0.500	1
	25	602037	S204M-Z25	2CDS274001R0518		0.500	1
	32	602051	S204M-Z32	2CDS274001R0538		0.500	1
	40	602075	S204M-Z40	2CDS274001R0558		0.500	1
50	602099	S204M-Z50	2CDS274001R0578		0.500	1	
63	602112	S204M-Z63	2CDS274001R0608		0.500	1	

*1 U_{Bmax} 125 V ∴ with 2 poles connected in series

MCBs

S 200 series M-Z characteristic

With disconnecting neutral NA



S 201 M NA



S 203 M NA

Number of poles	Rated current In A	Bbn 4016779 EAN	Order details		Price 1 piece	Weight 1 piece kg	Pack unit pc.
			Type code	Order code			
1+NA	0.5	599962	S201M-Z0.5NA	2CDS271103R0158		0.260	5
	1	600002	S201M-Z1NA	2CDS271103R0218		0.260	5
	1.6	600033	S201M-Z1.6NA	2CDS271103R0258		0.260	5
	2	600057	S201M-Z2NA	2CDS271103R0278		0.260	5
	3	600071	S201M-Z3NA	2CDS271103R0318		0.260	5
	4	600101	S201M-Z4NA	2CDS271103R0338		0.260	5
	6	600125	S201M-Z6NA	2CDS271103R0378		0.260	5
	8	600156	S201M-Z8NA	2CDS271103R0408		0.260	5
	10	600170	S201M-Z10NA	2CDS271103R0428		0.260	5
	16	600194	S201M-Z16NA	2CDS271103R0468		0.260	5
	20	600217	S201M-Z20NA	2CDS271103R0488		0.260	5
	25	600248	S201M-Z25NA	2CDS271103R0518		0.260	5
	32	600262	S201M-Z32NA	2CDS271103R0538		0.260	5
	40	600286	S201M-Z40NA	2CDS271103R0558		0.260	5
	50	600309	S201M-Z50NA	2CDS271103R0578		0.320	5
	63	600323	S201M-Z63NA	2CDS271103R0608		0.320	5
3+NA	0.5	601474	S203M-Z0.5NA	2CDS273103R0158		0.520	1
	1	601481	S203M-Z1NA	2CDS273103R0218		0.520	1
	1.6	601498	S203M-Z1.6NA	2CDS273103R0258		0.520	1
	2	601504	S203M-Z2NA	2CDS273103R0278		0.520	1
	3	601511	S203M-Z3NA	2CDS273103R0318		0.520	1
	4	601528	S203M-Z4NA	2CDS273103R0338		0.520	1
	6	601535	S203M-Z6NA	2CDS273103R0378		0.520	1
	8	601542	S203M-Z8NA	2CDS273103R0408		0.520	1
	10	601559	S203M-Z10NA	2CDS273103R0428		0.520	1
	16	601566	S203M-Z16NA	2CDS273103R0468		0.520	1
	20	601573	S203M-Z20NA	2CDS273103R0488		0.520	1
	25	601580	S203M-Z25NA	2CDS273103R0518		0.520	1
	32	601597	S203M-Z32NA	2CDS273103R0538		0.520	1
	40	601603	S203M-Z40NA	2CDS273103R0558		0.520	1
	50	601610	S203M-Z50NA	2CDS273103R0578		0.640	1
	63	601627	S203M-Z63NA	2CDS273103R0608		0.640	1

MCBs

Supplementary protector S 200 MR series, 10kA

The S200 MR is a high-performance supplementary protector with ring cable lug connections conforming to UL 1077; CSA 22.2. No. 235 and IEC/EN 60947-2 standards. The integrated captive connecting screws simplify the connection of electric lines, provides extra protection and saves time.



Number of poles	Rated current In A	Bbn 4016779 EAN	Order details		Price 1 piece	Weight 1 piece kg	Pack unit pc.
			Type code	Order code			
1	0.2	954181	S201MR-K0.2	2CDS271437R0087	0.140	10	
	0.3	956697	S201MR-K0.3	2CDS271437R0117	0.140	10	
	0.5	956710	S201MR-K0.5	2CDS271437R0157	0.140	10	
	0.75	956734	S201MR-K0.75	2CDS271437R0187	0.140	10	
	1	956758	S201MR-K1	2CDS271437R0217	0.140	10	
	1.6	956772	S201MR-K1.6	2CDS271437R0257	0.140	10	
	2	956796	S201MR-K2	2CDS271437R0277	0.140	10	
	3	956819	S201MR-K3	2CDS271437R0317	0.140	10	
	4	956833	S201MR-K4	2CDS271437R0337	0.140	10	
	5	956857	S201MR-K5	2CDS271437R0357	0.140	10	
	6	956871	S201MR-K6	2CDS271437R0377	0.140	10	
	8	956895	S201MR-K8	2CDS271437R0407	0.140	10	
	10	956918	S201MR-K10	2CDS271437R0427	0.140	10	
	13	956932	S201MR-K13	2CDS271437R0447	0.140	10	
	15	956956	S201MR-K15	2CDS271437R0457	0.140	10	
	16	956970	S201MR-K16	2CDS271437R0467	0.140	10	
	20	956994	S201MR-K20	2CDS271437R0487	0.140	10	
	25	957014	S201MR-K25	2CDS271437R0517	0.140	10	
	30	957038	S201MR-K30	2CDS271437R0527	0.140	10	
	32	957052	S201MR-K32	2CDS271437R0537	0.140	10	
35	957076	S201MR-K35	2CDS271437R0547	0.140	10		
40	957090	S201MR-K40	2CDS271437R0557	0.140	10		
50	957113	S201MR-K50	2CDS271437R0577	0.140	10		
60	957137	S201MR-K60	2CDS271437R0587	0.140	10		
63	957151	S201MR-K63	2CDS271437R0607	0.140	10		
2	0.2	957670	S202MR-K0.2	2CDS272437R0087	0.280	5	
	0.3	957694	S202MR-K0.3	2CDS272437R0117	0.280	5	
	0.5	957717	S202MR-K0.5	2CDS272437R0157	0.280	5	
	0.75	957731	S202MR-K0.75	2CDS272437R0187	0.280	5	
	1	957755	S202MR-K1	2CDS272437R0217	0.280	5	
	1.6	957779	S202MR-K1.6	2CDS272437R0257	0.280	5	
	2	957793	S202MR-K2	2CDS272437R0277	0.280	5	
	3	957816	S202MR-K3	2CDS272437R0317	0.280	5	
	4	957830	S202MR-K4	2CDS272437R0337	0.280	5	
	5	957854	S202MR-K5	2CDS272437R0357	0.280	5	
	6	957878	S202MR-K6	2CDS272437R0377	0.280	5	
	8	957892	S202MR-K8	2CDS272437R0407	0.280	5	
	10	957915	S202MR-K10	2CDS272437R0427	0.280	5	
	13	957939	S202MR-K13	2CDS272437R0447	0.280	5	
	15	957953	S202MR-K15	2CDS272437R0457	0.280	5	
	16	957977	S202MR-K16	2CDS272437R0467	0.280	5	
	20	957991	S202MR-K20	2CDS272437R0487	0.280	5	
	25	958011	S202MR-K25	2CDS272437R0517	0.280	5	
	30	958035	S202MR-K30	2CDS272437R0527	0.280	5	
	32	958059	S202MR-K32	2CDS272437R0537	0.280	5	
35	958073	S202MR-K35	2CDS272437R0547	0.280	5		
40	958097	S202MR-K40	2CDS272437R0557	0.280	5		
50	958110	S202MR-K50	2CDS272437R0577	0.280	5		
60	958134	S202MR-K60	2CDS272437R0587	0.280	5		
63	958158	S202MR-K63	2CDS272437R0607	0.280	5		

MCBs

Supplementary protector S 200 MR series, 10kA



Number of poles	Rated current In A	Bbn 4016779 EAN	Order details		Price 1 piece	Weight 1 piece kg	Pack unit pc.
			Type code	Order code			
3	0.2	958677	S203MR-K0.2	2CDS273437R0087		0.420	3
	0.3	958691	S203MR-K0.3	2CDS273437R0117		0.420	3
	0.5	958714	S203MR-K0.5	2CDS273437R0157		0.420	3
	0.75	958738	S203MR-K0.75	2CDS273437R0187		0.420	3
	1	958752	S203MR-K1	2CDS273437R0217		0.420	3
	1.6	958776	S203MR-K1.6	2CDS273437R0257		0.420	3
	2	958790	S203MR-K2	2CDS273437R0277		0.420	3
	3	958813	S203MR-K3	2CDS273437R0317		0.420	3
	4	958837	S203MR-K4	2CDS273437R0337		0.420	3
	5	958851	S203MR-K5	2CDS273437R0357		0.420	3
	6	958875	S203MR-K6	2CDS273437R0377		0.420	3
	8	958899	S203MR-K8	2CDS273437R0407		0.420	3
	10	958912	S203MR-K10	2CDS273437R0427		0.420	3
	13	958936	S203MR-K13	2CDS273437R0447		0.420	3
	15	958950	S203MR-K15	2CDS273437R0457		0.420	3
	16	958974	S203MR-K16	2CDS273437R0467		0.420	3
	20	958998	S203MR-K20	2CDS273437R0487		0.420	3
	25	959018	S203MR-K25	2CDS273437R0517		0.420	3
	30	959032	S203MR-K30	2CDS273437R0527		0.420	3
	32	959056	S203MR-K32	2CDS273437R0537		0.420	3
35	959070	S203MR-K35	2CDS273437R0547		0.420	3	
40	959094	S203MR-K40	2CDS273437R0557		0.420	3	
50	959117	S203MR-K50	2CDS273437R0577		0.420	3	
60	959131	S203MR-K60	2CDS273437R0587		0.420	3	
63	959155	S203MR-K63	2CDS273437R0607		0.420	3	
4	0.2	959674	S204MR-K0.2	2CDS274437R0087		0.560	2
	0.3	959698	S204MR-K0.3	2CDS274437R0117		0.560	2
	0.5	959711	S204MR-K0.5	2CDS274437R0157		0.560	2
	0.75	959735	S204MR-K0.75	2CDS274437R0187		0.560	2
	1	959759	S204MR-K1	2CDS274437R0217		0.560	2
	1.6	959773	S204MR-K1.6	2CDS274437R0257		0.560	2
	2	959797	S204MR-K2	2CDS274437R0277		0.560	2
	3	959810	S204MR-K3	2CDS274437R0317		0.560	2
	4	959834	S204MR-K4	2CDS274437R0337		0.560	2
	5	959858	S204MR-K5	2CDS274437R0357		0.560	2
	6	959872	S204MR-K6	2CDS274437R0377		0.560	2
	8	959896	S204MR-K8	2CDS274437R0407		0.560	2
	10	959919	S204MR-K10	2CDS274437R0427		0.560	2
	13	959933	S204MR-K13	2CDS274437R0447		0.560	2
	15	959957	S204MR-K15	2CDS274437R0457		0.560	2
	16	959971	S204MR-K16	2CDS274437R0467		0.560	2
	20	959995	S204MR-K20	2CDS274437R0487		0.560	2
	25	960014	S204MR-K25	2CDS274437R0517		0.560	2
	30	960038	S204MR-K30	2CDS274437R0527		0.560	2
	32	960052	S204MR-K32	2CDS274437R0537		0.560	2
35	960076	S204MR-K35	2CDS274437R0547		0.560	2	
40	960090	S204MR-K40	2CDS274437R0557		0.560	2	
50	960113	S204MR-K50	2CDS274437R0577		0.560	2	
60	960137	S204MR-K60	2CDS274437R0587		0.560	2	
63	960151	S204MR-K63	2CDS274437R0607		0.560	2	

MCBs

S 200 series M UC B characteristic

Universal current range

S 200 M UC B characteristic

Function: protection and control of the circuits against overloads and short-circuits; protection for people and big length cables in TN and IT systems; version dedicated to application

in direct current circuits for voltages up to 220 V DC 1 pole and 440 V DC 2, 3 and 4 poles.

Applications: Industrial.

Standard: IEC/EN 60898-2, IEC/EN 60947-2, UL1077, CSA 22.2 No. 235

(for DC applications, please note polarity of device)

I_{cu}=10 kA



S 201 M UC



S 202 M UC

Number of poles	Rated current In A	Bbn 401361 EAN	Order details		Price 1 piece	Weight 1 piece kg	Pack unit pc.
			Type code	Order code			
1	6	4430596	S201M-B6UC	2CDS271061R0065		0.125	10
	10	4430602	S201M-B10UC	2CDS271061R0105		0.125	10
	13	4430619	S201M-B13UC	2CDS271061R0135		0.125	10
	16	4430626	S201M-B16UC	2CDS271061R0165		0.125	10
	20	4430633	S201M-B20UC	2CDS271061R0205		0.125	10
	25	4430640	S201M-B25UC	2CDS271061R0255		0.125	10
	32	4430657	S201M-B32UC	2CDS271061R0325		0.125	10
	40	4430664	S201M-B40UC	2CDS271061R0405		0.125	10
	50	4430671	S201M-B50UC	2CDS271061R0505		0.125	10
	63	4430688	S201M-B63UC	2CDS271061R0635		0.125	10
2	6	4432811	S202M-B6UC	2CDS272061R0065		0.250	5
	10	4432828	S202M-B10UC	2CDS272061R0105		0.250	5
	13	4432835	S202M-B13UC	2CDS272061R0135		0.250	5
	16	4432842	S202M-B16UC	2CDS272061R0165		0.250	5
	20	4432859	S202M-B20UC	2CDS272061R0205		0.250	5
	25	4432866	S202M-B25UC	2CDS272061R0255		0.250	5
	32	4432873	S202M-B32UC	2CDS272061R0325		0.250	5
	40	4432880	S202M-B40UC	2CDS272061R0405		0.250	5
	50	4432897	S202M-B50UC	2CDS272061R0505		0.250	5
	63	4432903	S202M-B63UC	2CDS272061R0635		0.250	5

MCBs

S 200 series M UC B characteristic

Universal current range



S 203 M UC



S 204 M UC

Number of poles	Rated current In A	Bbn 401361 EAN	Order details		Price 1 piece	Weight 1 piece kg	Pack unit pc.
			Type code	Order code			
3	6	4435034	S203M-B6UC	2CDS273061R0065		0.375	1
	10	4435041	S203M-B10UC	2CDS273061R0105		0.375	1
	13	4435058	S203M-B13UC	2CDS273061R0135		0.375	1
	16	4435065	S203M-B16UC	2CDS273061R0165		0.375	1
	20	4435072	S203M-B20UC	2CDS273061R0205		0.375	1
	25	4435089	S203M-B25UC	2CDS273061R0255		0.375	1
	32	4435096	S203M-B32UC	2CDS273061R0325		0.375	1
	40	4435102	S203M-B40UC	2CDS273061R0405		0.375	1
	50	4435119	S203M-B50UC	2CDS273061R0505		0.375	1
	63	4435126	S203M-B63UC	2CDS273061R0635		0.375	1
4	6	4437250	S204M-B6UC	2CDS274061R0065		0.500	1
	10	4437267	S204M-B10UC	2CDS274061R0105		0.500	1
	13	4437274	S204M-B13UC	2CDS274061R0135		0.500	1
	16	4437281	S204M-B16UC	2CDS274061R0165		0.500	1
	20	4437298	S204M-B20UC	2CDS274061R0205		0.500	1
	25	4437304	S204M-B25UC	2CDS274061R0255		0.500	1
	32	4437311	S204M-B32UC	2CDS274061R0325		0.500	1
	40	4437328	S204M-B40UC	2CDS274061R0405		0.500	1
	50	4437335	S204M-B50UC	2CDS274061R0505		0.500	1
	63	4437342	S204M-B63UC	2CDS274061R0635		0.500	1

MCBs

S 200 series M UC C characteristic

Universal current range

S 200 M UC C characteristic

Function: protection and control of the circuits against overloads and short-circuits; protection for people and big length cables in TN and IT systems; version dedicated to application

in direct current circuits for voltages up to 220 V DC 1 pole and 440 V DC 2, 3 and 4 poles.

Applications: Industrial.

Standard: IEC/EN 60898-2, IEC/EN 60947-2, UL1077, CSA 22.2 No. 235

(for DC applications, please note polarity of device)

I_{cu}=10 kA



S 201 M UC



S 202 M UC

Number of poles	Rated current In A	Bbn 401361 EAN	Order details		Price 1 piece	Weight 1 piece kg	Pack unit pc.
			Type code	Order code			
1	0.5	4430695	S201M-C0.5UC	2CDS271061R0984	0.125	10	
	1	4430701	S201M-C1UC	2CDS271061R0014	0.125	10	
	1.6	4430718	S201M-C1.6UC	2CDS271061R0974	0.125	10	
	2	4430725	S201M-C2UC	2CDS271061R0024	0.125	10	
	3	4430732	S201M-C3UC	2CDS271061R0034	0.125	10	
	4	4430749	S201M-C4UC	2CDS271061R0044	0.125	10	
	6	4430756	S201M-C6UC	2CDS271061R0064	0.125	10	
	8	4430763	S201M-C8UC	2CDS271061R0084	0.125	10	
	10	4430770	S201M-C10UC	2CDS271061R0104	0.125	10	
	13	4430787	S201M-C13UC	2CDS271061R0134	0.125	10	
	16	4430794	S201M-C16UC	2CDS271061R0164	0.125	10	
	20	4430800	S201M-C20UC	2CDS271061R0204	0.125	10	
	25	4430817	S201M-C25UC	2CDS271061R0254	0.125	10	
	32	4430824	S201M-C32UC	2CDS271061R0324	0.125	10	
	40	4430831	S201M-C40UC	2CDS271061R0404	0.125	10	
	50	4430848	S201M-C50UC	2CDS271061R0504	0.125	10	
63	4430855	S201M-C63UC	2CDS271061R0634	0.125	10		
2	0.5	4432910	S202M-C0.5UC	2CDS272061R0984	0.250	5	
	1	4432927	S202M-C1UC	2CDS272061R0014	0.250	5	
	1.6	4432934	S202M-C1.6UC	2CDS272061R0974	0.250	5	
	2	4432941	S202M-C2UC	2CDS272061R0024	0.250	5	
	3	4432958	S202M-C3UC	2CDS272061R0034	0.250	5	
	4	4432965	S202M-C4UC	2CDS272061R0044	0.250	5	
	6	4432972	S202M-C6UC	2CDS272061R0064	0.250	5	
	8	4432989	S202M-C8UC	2CDS272061R0084	0.250	5	
	10	4432996	S202M-C10UC	2CDS272061R0104	0.250	5	
	13	4433009	S202M-C13UC	2CDS272061R0134	0.250	5	
	16	4433016	S202M-C16UC	2CDS272061R0164	0.250	5	
	20	4433023	S202M-C20UC	2CDS272061R0204	0.250	5	
	25	4433030	S202M-C25UC	2CDS272061R0254	0.250	5	
	32	4433047	S202M-C32UC	2CDS272061R0324	0.250	5	
	40	4433054	S202M-C40UC	2CDS272061R0404	0.250	5	
	50	4433061	S202M-C50UC	2CDS272061R0504	0.250	5	
63	4433078	S202M-C63UC	2CDS272061R0634	0.250	5		

MCBs

S 200 series M UC C characteristic

Universal current range



S 203 M UC



S 204 M UC

Number of poles	Rated current In A	Bbn 401361 EAN	Order details		Price 1 piece	Weight 1 piece kg	Pack unit pc.
			Type code	Order code			
3	0.5	4435133	S203M-C0.5UC	2CDS273061R0984		0.375	1
	1	4435140	S203M-C1UC	2CDS273061R0014		0.375	1
	1.6	4435157	S203M-C1.6UC	2CDS273061R0974		0.375	1
	2	4435164	S203M-C2UC	2CDS273061R0024		0.375	1
	3	4435171	S203M-C3UC	2CDS273061R0034		0.375	1
	4	4435188	S203M-C4UC	2CDS273061R0044		0.375	1
	6	4435195	S203M-C6UC	2CDS273061R0064		0.375	1
	8	4435201	S203M-C8UC	2CDS273061R0084		0.375	1
	10	4435218	S203M-C10UC	2CDS273061R0104		0.375	1
	13	4435225	S203M-C13UC	2CDS273061R0134		0.375	1
	16	4435232	S203M-C16UC	2CDS273061R0164		0.375	1
	20	4435249	S203M-C20UC	2CDS273061R0204		0.375	1
	25	4435256	S203M-C25UC	2CDS273061R0254		0.375	1
	32	4435263	S203M-C32UC	2CDS273061R0324		0.375	1
	40	4435270	S203M-C40UC	2CDS273061R0404		0.375	1
50	4435287	S203M-C50UC	2CDS273061R0504		0.375	1	
63	4435294	S203M-C63UC	2CDS273061R0634		0.375	1	
4	0.5	4437359	S204M-C0.5UC	2CDS274061R0984		0.500	1
	1	4437366	S204M-C1UC	2CDS274061R0014		0.500	1
	1.6	4437373	S204M-C1.6UC	2CDS274061R0974		0.500	1
	2	4437380	S204M-C2UC	2CDS274061R0024		0.500	1
	3	4437397	S204M-C3UC	2CDS274061R0034		0.500	1
	4	4437403	S204M-C4UC	2CDS274061R0044		0.500	1
	6	4437410	S204M-C6UC	2CDS274061R0064		0.500	1
	8	4437427	S204M-C8UC	2CDS274061R0084		0.500	1
	10	4437434	S204M-C10UC	2CDS274061R0104		0.500	1
	13	4437441	S204M-C13UC	2CDS274061R0134		0.500	1
	16	4437458	S204M-C16UC	2CDS274061R0164		0.500	1
	20	4437465	S204M-C20UC	2CDS274061R0204		0.500	1
	25	4437472	S204M-C25UC	2CDS274061R0254		0.500	1
	32	4437489	S204M-C32UC	2CDS274061R0324		0.500	1
	40	4437496	S204M-C40UC	2CDS274061R0404		0.500	1
50	4437502	S204M-C50UC	2CDS274061R0504		0.500	1	
63	4437519	S204M-C63UC	2CDS274061R0634		0.500	1	

MCBs

S 200 series M UC – Universal current range K characteristic

S 200 M UC K characteristic

Function: protection and control of the circuits against overloads and short-circuits; protection for people and big length cables in TN and IT systems; version dedicated to application

in direct current circuits for voltages up to 220 V DC 1 pole and 440 V DC 2, 3 and 4 poles.

Applications: Industrial.

Standard: IEC/EN 60947-2, UL1077, CSA 22.2 No. 235

(for DC applications, please note polarity of device)

I_{cu}=10 kA



S 201 M UC

Number of poles	Rated current In A	Bbn 401361 EAN	Order details		Price 1 piece	Weight 1 piece kg	Pack unit pc.
			Type code	Order code			
1	0.2	4430862	S201M-K0.2UC	2CDS271061R0087		0.125	10
	0.3	4430879	S201M-K0.3UC	2CDS271061R0117		0.125	10
	0.5	4430886	S201M-K0.5UC	2CDS271061R0157		0.125	10
	0.75	4430893	S201M-K0.75UC	2CDS271061R0187		0.125	10
	1	4430909	S201M-K1UC	2CDS271061R0217		0.125	10
	1.6	4430916	S201M-K1.6UC	2CDS271061R0257		0.125	10
	2	4430923	S201M-K2UC	2CDS271061R0277		0.125	10
	3	4430930	S201M-K3UC	2CDS271061R0317		0.125	10
	4	4430947	S201M-K4UC	2CDS271061R0337		0.125	10
	5	4430954	S201M-K5UC	2CDS271061R0357		0.125	10
	6	4430961	S201M-K6UC	2CDS271061R0377		0.125	10
	8	4430978	S201M-K8UC	2CDS271061R0407		0.125	10
	10	4430985	S201M-K10UC	2CDS271061R0427		0.125	10
	13	4430992	S201M-K13UC	2CDS271061R0447		0.125	10
	15	4431005	S201M-K15UC	2CDS271061R0457		0.125	10
	16	4431012	S201M-K16UC	2CDS271061R0467		0.125	10
	20	4431029	S201M-K20UC	2CDS271061R0487		0.125	10
	25	4431036	S201M-K25UC	2CDS271061R0517		0.125	10
	30	4431043	S201M-K30UC	2CDS271061R0527		0.125	10
	32	4431050	S201M-K32UC	2CDS271061R0537		0.125	10
35	4431067	S201M-K35UC	2CDS271061R0547		0.125	10	
40	4431074	S201M-K40UC	2CDS271061R0557		0.125	10	
50	4431081	S201M-K50UC	2CDS271061R0577		0.125	10	
60	4431098	S201M-K60UC	2CDS271061R0587		0.125	10	
63	4431104	S201M-K63UC	2CDS271061R0607		0.125	10	

MCBs

S 200 series M UC – Universal current range K characteristic



S 202 M UC



S 203 M UC

Number of poles	Rated current In A	Bbn 401361 EAN	Order details		Price 1 piece	Weight 1 piece kg	Pack unit pc.
			Type code	Order code			
2	0.2	4433085	S202M-K0.2UC	2CDS272061R0087		0.250	5
	0.3	4433092	S202M-K0.3UC	2CDS272061R0117		0.250	5
	0.5	4433108	S202M-K0.5UC	2CDS272061R0157		0.250	5
	0.75	4433115	S202M-K0.75UC	2CDS272061R0187		0.250	5
	1	4433122	S202M-K1UC	2CDS272061R0217		0.250	5
	1.6	4433139	S202M-K1.6UC	2CDS272061R0257		0.250	5
	2	4433146	S202M-K2UC	2CDS272061R0277		0.250	5
	3	4433153	S202M-K3UC	2CDS272061R0317		0.250	5
	4	4433160	S202M-K4UC	2CDS272061R0337		0.250	5
	5	4433177	S202M-K5UC	2CDS272061R0357		0.250	5
	6	4433184	S202M-K6UC	2CDS272061R0377		0.250	5
	8	4433191	S202M-K8UC	2CDS272061R0407		0.250	5
	10	4433207	S202M-K10UC	2CDS272061R0427		0.250	5
	13	4433214	S202M-K13UC	2CDS272061R0447		0.250	5
	15	4433221	S202M-K15UC	2CDS272061R0457		0.250	5
	16	4433238	S202M-K16UC	2CDS272061R0467		0.250	5
	20	4433245	S202M-K20UC	2CDS272061R0487		0.250	5
	25	4433252	S202M-K25UC	2CDS272061R0517		0.250	5
	30	4433269	S202M-K30UC	2CDS272061R0527		0.250	5
	32	4433276	S202M-K32UC	2CDS272061R0537		0.250	5
35	4433283	S202M-K35UC	2CDS272061R0547		0.250	5	
40	4433290	S202M-K40UC	2CDS272061R0557		0.250	5	
50	4433306	S202M-K50UC	2CDS272061R0577		0.250	5	
60	4433313	S202M-K60UC	2CDS272061R0587		0.250	5	
63	4433320	S202M-K63UC	2CDS272061R0607		0.250	5	
3	0.2	4435300	S203M-K0.2UC	2CDS273061R0087		0.375	1
	0.3	4435317	S203M-K0.3UC	2CDS273061R0117		0.375	1
	0.5	4435324	S203M-K0.5UC	2CDS273061R0157		0.375	1
	0.75	4435331	S203M-K0.75UC	2CDS273061R0187		0.375	1
	1	4435348	S203M-K1UC	2CDS273061R0217		0.375	1
	1.6	4435355	S203M-K1.6UC	2CDS273061R0257		0.375	1
	2	4435362	S203M-K2UC	2CDS273061R0277		0.375	1
	3	4435379	S203M-K3UC	2CDS273061R0317		0.375	1
	4	4435386	S203M-K4UC	2CDS273061R0337		0.375	1
	5	4435393	S203M-K5UC	2CDS273061R0357		0.375	1
	6	4435409	S203M-K6UC	2CDS273061R0377		0.375	1
	8	4435416	S203M-K8UC	2CDS273061R0407		0.375	1
	10	4435423	S203M-K10UC	2CDS273061R0427		0.375	1
	13	4435430	S203M-K13UC	2CDS273061R0447		0.375	1
	15	4435447	S203M-K15UC	2CDS273061R0457		0.375	1
	16	4435454	S203M-K16UC	2CDS273061R0467		0.375	1
	20	4435461	S203M-K20UC	2CDS273061R0487		0.375	1
	25	4435478	S203M-K25UC	2CDS273061R0517		0.375	1
	30	4435485	S203M-K30UC	2CDS273061R0527		0.375	1
	32	4435492	S203M-K32UC	2CDS273061R0537		0.375	1
35	4435508	S203M-K35UC	2CDS273061R0547		0.375	1	
40	4435515	S203M-K40UC	2CDS273061R0557		0.375	1	
50	4435522	S203M-K50UC	2CDS273061R0577		0.375	1	
60	4435539	S203M-K60UC	2CDS273061R0587		0.375	1	
63	4435546	S203M-K63UC	2CDS273061R0607		0.375	1	

MCBs

S 200 series M UC – Universal current range K characteristic



S 204 M UC

Number of poles	Rated current In A	Bbn 401361 EAN	Order details		Price 1 piece	Weight 1 piece kg	Pack unit pc.
			Type code	Order code			
4	0.2	4437526	S204M-K0.2UC	2CDS274061R0087		0.500	1
	0.3	4437533	S204M-K0.3UC	2CDS274061R0117		0.500	1
	0.5	4437540	S204M-K0.5UC	2CDS274061R0157		0.500	1
	0.75	4437557	S204M-K0.75UC	2CDS274061R0187		0.500	1
	1	4437564	S204M-K1UC	2CDS274061R0217		0.500	1
	1.6	4437571	S204M-K1.6UC	2CDS274061R0257		0.500	1
	2	4437588	S204M-K2UC	2CDS274061R0277		0.500	1
	3	4437595	S204M-K3UC	2CDS274061R0317		0.500	1
	4	4437601	S204M-K4UC	2CDS274061R0337		0.500	1
	5	4437618	S204M-K5UC	2CDS274061R0357		0.500	1
	6	4437625	S204M-K6UC	2CDS274061R0377		0.500	1
	8	4437632	S204M-K8UC	2CDS274061R0407		0.500	1
	10	4437649	S204M-K10UC	2CDS274061R0427		0.500	1
	13	4437656	S204M-K13UC	2CDS274061R0447		0.500	1
	15	4437663	S204M-K15UC	2CDS274061R0457		0.500	1
	16	4437670	S204M-K16UC	2CDS274061R0467		0.500	1
	20	4437687	S204M-K20UC	2CDS274061R0487		0.500	1
	25	4437694	S204M-K25UC	2CDS274061R0517		0.500	1
	30	4437700	S204M-K30UC	2CDS274061R0527		0.500	1
	32	4437717	S204M-K32UC	2CDS274061R0537		0.500	1
35	4437724	S204M-K35UC	2CDS274061R0547		0.500	1	
40	4437731	S204M-K40UC	2CDS274061R0557		0.500	1	
50	4437748	S204M-K50UC	2CDS274061R0577		0.500	1	
60	4437755	S204M-K60UC	2CDS274061R0587		0.500	1	
63	4437762	S204M-K63UC	2CDS274061R0607		0.500	1	

MCBs

S 200 series M UC – Universal current range Z characteristic

S 200 M UC Z characteristic

Function: protection and control of the circuits against overloads and short-circuits; protection for people and big length cables in TN and IT systems; version dedicated to application

in direct current circuits for voltages up to 220 V DC 1 pole and 440 V DC 2, 3 and 4 poles.

Applications: Industrial.

Standard: IEC/EN 60947-2, UL1077, CSA 22.2 No. 235

(for DC applications, please note polarity of device)

I_{cu}=10 kA



S 201 M UC



S 202 M UC

Number of poles	Rated current In A	Bbn 401361 EAN	Order details		Price 1 piece	Weight 1 piece kg	Pack unit pc.
			Type code	Order code			
1	0.5	4431111	S201M-Z0.5UC	2CDS271061R0158	0.125	1	
	1	4431128	S201M-Z1UC	2CDS271061R0218	0.125	1	
	1.6	4431135	S201M-Z1.6UC	2CDS271061R0258	0.125	1	
	2	4431142	S201M-Z2UC	2CDS271061R0278	0.125	1	
	3	4431159	S201M-Z3UC	2CDS271061R0318	0.125	1	
	4	4431166	S201M-Z4UC	2CDS271061R0338	0.125	1	
	5	4431173	S201M-Z5UC	2CDS271061R0358	0.125	1	
	6	4431180	S201M-Z6UC	2CDS271061R0378	0.125	1	
	8	4431197	S201M-Z8UC	2CDS271061R0408	0.125	1	
	10	4431203	S201M-Z10UC	2CDS271061R0428	0.125	1	
	15	4431227	S201M-Z15UC	2CDS271061R0458	0.125	1	
	16	4431234	S201M-Z16UC	2CDS271061R0468	0.125	1	
	20	4431241	S201M-Z20UC	2CDS271061R0488	0.125	1	
	25	4431258	S201M-Z25UC	2CDS271061R0518	0.125	1	
	30	4431265	S201M-Z30UC	2CDS271061R0528	0.125	1	
	32	4431272	S201M-Z32UC	2CDS271061R0538	0.125	1	
	35	4431289	S201M-Z35UC	2CDS271061R0548	0.125	1	
40	4431296	S201M-Z40UC	2CDS271061R0558	0.125	1		
50	4431302	S201M-Z50UC	2CDS271061R0578	0.125	1		
60	4431319	S201M-Z60UC	2CDS271061R0588	0.125	1		
63	4431326	S201M-Z63UC	2CDS271061R0608	0.125	1		
2	0.5	4433337	S202M-Z0.5UC	2CDS272061R0158	0.250	5	
	1	4433344	S202M-Z1UC	2CDS272061R0218	0.250	5	
	1.6	4433351	S202M-Z1.6UC	2CDS272061R0258	0.250	5	
	2	4433368	S202M-Z2UC	2CDS272061R0278	0.250	5	
	3	4433375	S202M-Z3UC	2CDS272061R0318	0.250	5	
	4	4433382	S202M-Z4UC	2CDS272061R0338	0.250	5	
	5	4433399	S202M-Z5UC	2CDS272061R0358	0.250	5	
	6	4433405	S202M-Z6UC	2CDS272061R0378	0.250	5	
	8	4433412	S202M-Z8UC	2CDS272061R0408	0.250	5	
	10	4433429	S202M-Z10UC	2CDS272061R0428	0.250	5	
	15	4433443	S202M-Z15UC	2CDS272061R0458	0.250	5	
	16	4433450	S202M-Z16UC	2CDS272061R0468	0.250	5	
	20	4433467	S202M-Z20UC	2CDS272061R0488	0.250	5	
	25	4433474	S202M-Z25UC	2CDS272061R0518	0.250	5	
	30	4433481	S202M-Z30UC	2CDS272061R0528	0.250	5	
	32	4433498	S202M-Z32UC	2CDS272061R0538	0.250	5	
	35	4433504	S202M-Z35UC	2CDS272061R0548	0.250	5	
40	4433511	S202M-Z40UC	2CDS272061R0558	0.250	5		
50	4433528	S202M-Z50UC	2CDS272061R0578	0.250	5		
60	4433535	S202M-Z60UC	2CDS272061R0588	0.250	5		
63	4433542	S202M-Z63UC	2CDS272061R0608	0.250	5		

MCBs

S 200 series M UC – Universal current range Z characteristic



S 203 M UC

Number of poles	Rated current In A	Bbn 401361 EAN	Order details		Price 1 piece	Weight 1 piece kg	Pack unit pc.
			Type code	Order code			
3	0.5	4435553	S203M-Z0.5UC	2CDS273061R0158		0.375	1
	1	4435560	S203M-Z1UC	2CDS273061R0218		0.375	1
	1.6	4435577	S203M-Z1.6UC	2CDS273061R0258		0.375	1
	2	4435584	S203M-Z2UC	2CDS273061R0278		0.375	1
	3	4435591	S203M-Z3UC	2CDS273061R0318		0.375	1
	4	4435607	S203M-Z4UC	2CDS273061R0338		0.375	1
	5	4435614	S203M-Z5UC	2CDS273061R0358		0.375	1
	6	4435621	S203M-Z6UC	2CDS273061R0378		0.375	1
	8	4435638	S203M-Z8UC	2CDS273061R0408		0.375	1
	10	4435645	S203M-Z10UC	2CDS273061R0428		0.375	1
	15	4435669	S203M-Z15UC	2CDS273061R0458		0.375	1
	16	4435676	S203M-Z16UC	2CDS273061R0468		0.375	1
	20	4435683	S203M-Z20UC	2CDS273061R0488		0.375	1
	25	4435690	S203M-Z25UC	2CDS273061R0518		0.375	1
	30	4435706	S203M-Z30UC	2CDS273061R0528		0.375	1
	32	4435713	S203M-Z32UC	2CDS273061R0538		0.375	1
	35	4435720	S203M-Z35UC	2CDS273061R0548		0.375	1
40	4435737	S203M-Z40UC	2CDS273061R0558		0.375	1	
50	4435744	S203M-Z50UC	2CDS273061R0578		0.375	1	
60	4435751	S203M-Z60UC	2CDS273061R0588		0.375	1	
63	4435768	S203M-Z63UC	2CDS273061R0608		0.375	1	
4	0.5	4437779	S204M-Z0.5UC	2CDS274061R0158		0.500	1
	1	4437786	S204M-Z1UC	2CDS274061R0218		0.500	1
	1.6	4437793	S204M-Z1.6UC	2CDS274061R0258		0.500	1
	2	4437809	S204M-Z2UC	2CDS274061R0278		0.500	1
	3	4437816	S204M-Z3UC	2CDS274061R0318		0.500	1
	4	4437823	S204M-Z4UC	2CDS274061R0338		0.500	1
	5	4437830	S204M-Z5UC	2CDS274061R0358		0.500	1
	6	4437847	S204M-Z6UC	2CDS274061R0378		0.500	1
	8	4437854	S204M-Z8UC	2CDS274061R0408		0.500	1
	10	4437861	S204M-Z10UC	2CDS274061R0428		0.500	1
	15	4437885	S204M-Z15UC	2CDS274061R0458		0.500	1
	16	4437892	S204M-Z16UC	2CDS274061R0468		0.500	1
	20	4437908	S204M-Z20UC	2CDS274061R0488		0.500	1
	25	4437915	S204M-Z25UC	2CDS274061R0518		0.500	1
	30	4437922	S204M-Z30UC	2CDS274061R0528		0.500	1
	32	4437939	S204M-Z32UC	2CDS274061R0538		0.500	1
	35	4437946	S204M-Z35UC	2CDS274061R0548		0.500	1
40	4437953	S204M-Z40UC	2CDS274061R0558		0.500	1	
50	4437960	S204M-Z50UC	2CDS274061R0578		0.500	1	
60	4437977	S204M-Z60UC	2CDS274061R0588		0.500	1	
63	4437984	S204M-Z63UC	2CDS274061R0608		0.500	1	



S 204 M UC

MCBs

S 200 series P-B characteristic

S 200 P-B characteristic

Function: protection and control of the circuits against overloads and short-circuits; protection for people and large length of cables in TN and IT systems.

Applications: commercial and industrial.

Standard: IEC/EN 60898-1, IEC/EN 60947-2

I_{cn}=I_{cu}=25 kA for 0.5 A≤I_n≤25 A

I_{cn}=I_{cu}=15 kA for 32 A≤I_n≤63 A



S 201 P



S 202 P



S 203 P

Number of poles	Rated current I _n A	Bbn 401361 EAN	Order details		Price 1 piece	Weight 1 piece kg	Pack unit pc.
			Type code	Order code			
1	6	589574	S201P-B6	2CDS281001R0065		0.14	10
	10	589581	S201P-B10	2CDS281001R0105		0.14	10
	13	589598	S201P-B13	2CDS281001R0135		0.14	10
	16	589260	S201P-B16	2CDS281001R0165		0.14	10
	20	589604	S201P-B20	2CDS281001R0205		0.14	10
	25	589611	S201P-B25	2CDS281001R0255		0.14	10
	32	589628	S201P-B32	2CDS281001R0325		0.14	10
	40	589635	S201P-B40	2CDS281001R0405		0.14	10
	50	589659	S201P-B50	2CDS281001R0505		0.14	10
	63	589666	S201P-B63	2CDS281001R0635		0.14	10
2	6	589673	S202P-B6	2CDS282001R0065		0.28	5
	10	589680	S202P-B10	2CDS282001R0105		0.28	5
	13	589697	S202P-B13	2CDS282001R0135		0.28	5
	16	589703	S202P-B16	2CDS282001R0165		0.28	5
	20	589710	S202P-B20	2CDS282001R0205		0.28	5
	25	589727	S202P-B25	2CDS282001R0255		0.28	5
	32	589734	S202P-B32	2CDS282001R0325		0.28	5
	40	589741	S202P-B40	2CDS282001R0405		0.28	5
	50	589758	S202P-B50	2CDS282001R0505		0.28	5
	63	589765	S202P-B63	2CDS282001R0635		0.28	5
3	6	589772	S203P-B6	2CDS283001R0065		0.42	1
	10	589789	S203P-B10	2CDS283001R0105		0.42	1
	13	589796	S203P-B13	2CDS283001R0135		0.42	1
	16	589802	S203P-B16	2CDS283001R0165		0.42	1
	20	589819	S203P-B20	2CDS283001R0205		0.42	1
	25	589826	S203P-B25	2CDS283001R0255		0.42	1
	32	589833	S203P-B32	2CDS283001R0325		0.42	1
	40	589840	S203P-B40	2CDS283001R0405		0.42	1
	50	589857	S203P-B50	2CDS283001R0505		0.42	1
	63	589864	S203P-B63	2CDS283001R0635		0.42	1

MCBs

S 200 series P-B characteristic



S 204 P

Number of poles	Rated current In A	Bbn 4016779 EAN	Order details		Price 1 piece	Weight 1 piece kg	Pack unit pc.
			Type code	Order code			
4	6	589871	S204P-B6	2CDS284001R0065	0.56	1	
	10	589888	S204P-B10	2CDS284001R0105	0.56	1	
	13	589895	S204P-B13	2CDS284001R0135	0.56	1	
	16	589901	S204P-B16	2CDS284001R0165	0.56	1	
	20	589918	S204P-B20	2CDS284001R0205	0.56	1	
	25	589925	S204P-B25	2CDS284001R0255	0.56	1	
	32	589932	S204P-B32	2CDS284001R0325	0.56	1	
	40	589949	S204P-B40	2CDS284001R0405	0.56	1	
	50	589956	S204P-B50	2CDS284001R0505	0.56	1	
	63	589963	S204P-B63	2CDS284001R0635	0.56	1	

With disconnecting neutral NA



S 201 P NA

Number of poles	Rated current In A	Bbn 4016779 EAN	Order details		Price 1 piece	Weight 1 piece kg	Pack unit pc.
			Type code	Order code			
1+NA	6	589970	S201P-B6NA	2CDS281103R0065	0.28	5	
	10	589987	S201P-B10NA	2CDS281103R0105	0.28	5	
	13	589994	S201P-B13NA	2CDS281103R0135	0.28	5	
	16	590006	S201P-B16NA	2CDS281103R0165	0.28	5	
	20	590013	S201P-B20NA	2CDS281103R0205	0.28	5	
	25	590020	S201P-B25NA	2CDS281103R0255	0.28	5	
	32	590037	S201P-B32NA	2CDS281103R0325	0.28	5	
	40	590044	S201P-B40NA	2CDS281103R0405	0.28	5	
	50	590051	S201P-B50NA	2CDS281103R0505	0.28	5	
	63	590068	S201P-B63NA	2CDS281103R0635	0.28	5	
3+NA	6	590075	S203P-B6NA	2CDS283103R0065	0.56	1	
	10	590082	S203P-B10NA	2CDS283103R0105	0.56	1	
	13	590099	S203P-B13NA	2CDS283103R0135	0.56	1	
	16	590105	S203P-B16NA	2CDS283103R0165	0.56	1	
	20	590112	S203P-B20NA	2CDS283103R0205	0.56	1	
	25	590129	S203P-B25NA	2CDS283103R0255	0.56	1	
	32	590136	S203P-B32NA	2CDS283103R0325	0.56	1	
	40	590143	S203P-B40NA	2CDS283103R0405	0.56	1	
	50	590150	S203P-B50NA	2CDS283103R0505	0.56	1	
	63	590167	S203P-B63NA	2CDS283103R0635	0.56	1	



S 203 P NA

MCBs

S 200 series P-B characteristic

S 200 P-C characteristic

Function: protection and control of the circuits against overloads and short-circuits;
protection for resistive and inductive loads with low inrush current.

Applications: commercial and industrial.

Standard: IEC/EN 60898-1, IEC/EN 60947-2

I_{cn}=I_{cu}=25 kA for 0.5 A≤I_n≤25 A

I_{cn}=I_{cu}=15 kA for 32 A≤I_n≤63 A



S 201 P



S 202 P

Number of poles	Rated current I _n A	Bbn 4016779 EAN	Order details		Price 1 piece	Weight 1 piece kg	Pack unit pc.
			Type code	Order code			
1	0.5	590174	S201P-C0.5	2CDS281001R0984		0.14	10
	1	590181	S201P-C1	2CDS281001R0014		0.14	10
	1.6	590198	S201P-C1.6	2CDS281001R0974		0.14	10
	2	590204	S201P-C2	2CDS281001R0024		0.14	10
	3	590211	S201P-C3	2CDS281001R0034		0.14	10
	4	590228	S201P-C4	2CDS281001R0044		0.14	10
	6	590235	S201P-C6	2CDS281001R0064		0.14	10
	8	590242	S201P-C8	2CDS281001R0084		0.14	10
	10	590259	S201P-C10	2CDS281001R0104		0.14	10
	13	590266	S201P-C13	2CDS281001R0134		0.14	10
	16	590273	S201P-C16	2CDS281001R0164		0.14	10
	20	590280	S201P-C20	2CDS281001R0204		0.14	10
	25	590297	S201P-C25	2CDS281001R0254		0.14	10
	32	590303	S201P-C32	2CDS281001R0324		0.14	10
	40	590310	S201P-C40	2CDS281001R0404		0.14	10
	50	590327	S201P-C50	2CDS281001R0504		0.14	10
63	590334	S201P-C63	2CDS281001R0634		0.14	10	
2	0.5	590341	S202P-C0.5	2CDS282001R0984		0.28	5
	1	590358	S202P-C1	2CDS282001R0014		0.28	5
	1.6	590365	S202P-C1.6	2CDS282001R0974		0.28	5
	2	590372	S202P-C2	2CDS282001R0024		0.28	5
	3	590389	S202P-C3	2CDS282001R0034		0.28	5
	4	590396	S202P-C4	2CDS282001R0044		0.28	5
	6	590402	S202P-C6	2CDS282001R0064		0.28	5
	8	590419	S202P-C8	2CDS282001R0084		0.28	5
	10	590426	S202P-C10	2CDS282001R0104		0.28	5
	13	590433	S202P-C13	2CDS282001R0134		0.28	5
	16	590440	S202P-C16	2CDS282001R0164		0.28	5
	20	590457	S202P-C20	2CDS282001R0204		0.28	5
	25	590464	S202P-C25	2CDS282001R0254		0.28	5
	32	590471	S202P-C32	2CDS282001R0324		0.28	5
	40	590488	S202P-C40	2CDS282001R0404		0.28	5
	50	590495	S202P-C50	2CDS282001R0504		0.28	5
63	590501	S202P-C63	2CDS282001R0634		0.28	5	

MCBs

S 200 series P-C characteristic



S 203 P



S 204 P

Number of poles	Rated current In A	Bbn 4016779 EAN	Order details		Price 1 piece	Weight 1 piece kg	Pack unit pc.
			Type code	Order code			
3	0.5	590518	S203P-C0.5	2CDS283001R0984		0.42	1
	1	590525	S203P-C1	2CDS283001R0014		0.42	1
	1.6	590532	S203P-C1.6	2CDS283001R0974		0.42	1
	2	590549	S203P-C2	2CDS283001R0024		0.42	1
	3	590556	S203P-C3	2CDS283001R0034		0.42	1
	4	590563	S203P-C4	2CDS283001R0044		0.42	1
	6	590570	S203P-C6	2CDS283001R0064		0.42	1
	8	590587	S203P-C8	2CDS283001R0084		0.42	1
	10	590594	S203P-C10	2CDS283001R0104		0.42	1
	13	590600	S203P-C13	2CDS283001R0134		0.42	1
	16	590617	S203P-C16	2CDS283001R0164		0.42	1
	20	590624	S203P-C20	2CDS283001R0204		0.42	1
	25	590631	S203P-C25	2CDS283001R0254		0.42	1
	32	590648	S203P-C32	2CDS283001R0324		0.42	1
	40	590655	S203P-C40	2CDS283001R0404		0.42	1
50	590662	S203P-C50	2CDS283001R0504		0.42	1	
63	590679	S203P-C63	2CDS283001R0634		0.42	1	
4	0.5	590686	S204P-C0.5	2CDS284001R0984		0.56	1
	1	590693	S204P-C1	2CDS284001R0014		0.56	1
	1.6	590709	S204P-C1.6	2CDS284001R0974		0.56	1
	2	590716	S204P-C2	2CDS284001R0024		0.56	1
	3	590723	S204P-C3	2CDS284001R0034		0.56	1
	4	590730	S204P-C4	2CDS284001R0044		0.56	1
	6	590747	S204P-C6	2CDS284001R0064		0.56	1
	8	590754	S204P-C8	2CDS284001R0084		0.56	1
	10	590761	S204P-C10	2CDS284001R0104		0.56	1
	13	590778	S204P-C13	2CDS284001R0134		0.56	1
	16	590785	S204P-C16	2CDS284001R0164		0.56	1
	20	590792	S204P-C20	2CDS284001R0204		0.56	1
	25	590808	S204P-C25	2CDS284001R0254		0.56	1
	32	590815	S204P-C32	2CDS284001R0324		0.56	1
	40	590822	S204P-C40	2CDS284001R0404		0.56	1
50	590839	S204P-C50	2CDS284001R0504		0.56	1	
63	590846	S204P-C63	2CDS284001R0634		0.56	1	

MCBs

S 200 series P-C characteristic

With disconnecting neutral NA



S 201 P NA



S 203 P NA

Number of poles	Rated current In A	Bbn 4016779 EAN	Order details		Price 1 piece	Weight 1 piece kg	Pack unit pc.
			Type code	Order code			
1+NA	0.5	590853	S201P-C0.5NA	2CDS281103R0984		0.28	5
	1	590860	S201P-C1NA	2CDS281103R0014		0.28	5
	1.6	590877	S201P-C1.6NA	2CDS281103R0974		0.28	5
	2	590884	S201P-C2NA	2CDS281103R0024		0.28	5
	3	590891	S201P-C3NA	2CDS281103R0034		0.28	5
	4	590907	S201P-C4NA	2CDS281103R0044		0.28	5
	6	590914	S201P-C6NA	2CDS281103R0064		0.28	5
	8	590921	S201P-C8NA	2CDS281103R0084		0.28	5
	10	590938	S201P-C10NA	2CDS281103R0104		0.28	5
	13	590945	S201P-C13NA	2CDS281103R0134		0.28	5
	16	590952	S201P-C16NA	2CDS281103R0164		0.28	5
	20	590969	S201P-C20NA	2CDS281103R0204		0.28	5
	25	590976	S201P-C25NA	2CDS281103R0254		0.28	5
	32	590983	S201P-C32NA	2CDS281103R0324		0.28	5
	40	590990	S201P-C40NA	2CDS281103R0404		0.28	5
	50	591003	S201P-C50NA	2CDS281103R0504		0.28	5
63	591010	S201P-C63NA	2CDS281103R0634		0.28	5	
3+NA	0.5	591027	S203P-C0.5NA	2CDS283103R0984		0.56	1
	1	591034	S203P-C1NA	2CDS283103R0014		0.56	1
	1.6	591041	S203P-C1.6NA	2CDS283103R0974		0.56	1
	2	591058	S203P-C2NA	2CDS283103R0024		0.56	1
	3	591065	S203P-C3NA	2CDS283103R0034		0.56	1
	4	591072	S203P-C4NA	2CDS283103R0044		0.56	1
	6	591089	S203P-C6NA	2CDS283103R0064		0.56	1
	8	591096	S203P-C8NA	2CDS283103R0084		0.56	1
	10	591102	S203P-C10NA	2CDS283103R0104		0.56	1
	13	591119	S203P-C13NA	2CDS283103R0134		0.56	1
	16	591126	S203P-C16NA	2CDS283103R0164		0.56	1
	20	591133	S203P-C20NA	2CDS283103R0204		0.56	1
	25	591140	S203P-C25NA	2CDS283103R0254		0.56	1
	32	591157	S203P-C32NA	2CDS283103R0324		0.56	1
	40	591164	S203P-C40NA	2CDS283103R0404		0.56	1
	50	591171	S203P-C50NA	2CDS283103R0504		0.56	1
63	591188	S203P-C63NA	2CDS283103R0634		0.56	1	

MCBs

S 200 series P-D characteristic

S 200 P-D characteristic

Function: protection and control of the circuits against overloads and short-circuits; protection for circuits which supply loads with high inrush current at the circuit closing (LV/LV transformers, breakdown lamps).

Applications: commercial and industrial.

Standard: IEC/EN 60898-1, IEC/EN 60947-2

I_{cn}=I_{cu}=25 kA for 0.5 A ≤ I_n ≤ 25 A

I_{cn}=I_{cu}=15 kA for 32 A ≤ I_n ≤ 63 A



S 201 P



S 202 P

Number of poles	Rated current I _n A	Bbn 4016779 EAN	Order details		Price 1 piece	Weight 1 piece kg	Pack unit pc.
			Type code	Order code			
1	0.5	591195	S201P-D0.5	2CDS281001R0981		0.14	10
	1	591201	S201P-D1	2CDS281001R0011		0.14	10
	1.6	591218	S201P-D1.6	2CDS281001R0971		0.14	10
	2	591225	S201P-D2	2CDS281001R0021		0.14	10
	3	591232	S201P-D3	2CDS281001R0031		0.14	10
	4	591249	S201P-D4	2CDS281001R0041		0.14	10
	6	591256	S201P-D6	2CDS281001R0061		0.14	10
	8	591263	S201P-D8	2CDS281001R0081		0.14	10
	10	591270	S201P-D10	2CDS281001R0101		0.14	10
	13	591287	S201P-D13	2CDS281001R0131		0.14	10
	16	591294	S201P-D16	2CDS281001R0161		0.14	10
	20	591300	S201P-D20	2CDS281001R0201		0.14	10
	25	591317	S201P-D25	2CDS281001R0251		0.14	10
	32	591324	S201P-D32	2CDS281001R0321		0.14	10
	40	591331	S201P-D40	2CDS281001R0401		0.14	10
	50	591348	S201P-D50	2CDS281001R0501		0.14	10
63	591355	S201P-D63	2CDS281001R0631		0.14	10	
2	0.5	591362	S202P-D0.5	2CDS282001R0981		0.28	5
	1	591379	S202P-D1	2CDS282001R0011		0.28	5
	1.6	591386	S202P-D1.6	2CDS282001R0971		0.28	5
	2	591393	S202P-D2	2CDS282001R0021		0.28	5
	3	591409	S202P-D3	2CDS282001R0031		0.28	5
	4	591416	S202P-D4	2CDS282001R0041		0.28	5
	6	591423	S202P-D6	2CDS282001R0061		0.28	5
	8	591430	S202P-D8	2CDS282001R0081		0.28	5
	10	591447	S202P-D10	2CDS282001R0101		0.28	5
	13	591454	S202P-D13	2CDS282001R0131		0.28	5
	16	591461	S202P-D16	2CDS282001R0161		0.28	5
	20	591478	S202P-D20	2CDS282001R0201		0.28	5
	25	591485	S202P-D25	2CDS282001R0251		0.28	5
	32	591492	S202P-D32	2CDS282001R0321		0.28	5
	40	591508	S202P-D40	2CDS282001R0401		0.28	5
	50	591515	S202P-D50	2CDS282001R0501		0.28	5
63	591522	S202P-D63	2CDS282001R0631		0.28	5	

MCBs

S 200 series P-D characteristic



S 203 P



S 204 P

Number of poles	Rated current In A	Bbn 4016779 EAN	Order details		Price 1 piece	Weight 1 piece kg	Pack unit pc.
			Type code	Order code			
3	0.5	591539	S203P-D0.5	2CDS283001R0981		0.42	1
	1	591546	S203P-D1	2CDS283001R0011		0.42	1
	1.6	591553	S203P-D1.6	2CDS283001R0971		0.42	1
	2	591560	S203P-D2	2CDS283001R0021		0.42	1
	3	591577	S203P-D3	2CDS283001R0031		0.42	1
	4	591584	S203P-D4	2CDS283001R0041		0.42	1
	6	591591	S203P-D6	2CDS283001R0061		0.42	1
	8	591607	S203P-D8	2CDS283001R0081		0.42	1
	10	591614	S203P-D10	2CDS283001R0101		0.42	1
	13	591621	S203P-D13	2CDS283001R0131		0.42	1
	16	591638	S203P-D16	2CDS283001R0161		0.42	1
	20	591645	S203P-D20	2CDS283001R0201		0.42	1
	25	591652	S203P-D25	2CDS283001R0251		0.42	1
	32	591669	S203P-D32	2CDS283001R0321		0.42	1
	40	591676	S203P-D40	2CDS283001R0401		0.42	1
50	591683	S203P-D50	2CDS283001R0501		0.42	1	
63	591690	S203P-D63	2CDS283001R0631		0.42	1	
4	0.5	591706	S204P-D0.5	2CDS284001R0981		0.56	1
	1	591713	S204P-D1	2CDS284001R0011		0.56	1
	1.6	591720	S204P-D1.6	2CDS284001R0971		0.56	1
	2	591737	S204P-D2	2CDS284001R0021		0.56	1
	3	591744	S204P-D3	2CDS284001R0031		0.56	1
	4	591751	S204P-D4	2CDS284001R0041		0.56	1
	6	591768	S204P-D6	2CDS284001R0061		0.56	1
	8	591775	S204P-D8	2CDS284001R0081		0.56	1
	10	591782	S204P-D10	2CDS284001R0101		0.56	1
	13	591799	S204P-D13	2CDS284001R0131		0.56	1
	16	591805	S204P-D16	2CDS284001R0161		0.56	1
	20	591812	S204P-D20	2CDS284001R0201		0.56	1
	25	591829	S204P-D25	2CDS284001R0251		0.56	1
	32	591836	S204P-D32	2CDS284001R0321		0.56	1
	40	591843	S204P-D40	2CDS284001R0401		0.56	1
50	591850	S204P-D50	2CDS284001R0501		0.56	1	
63	591867	S204P-D63	2CDS284001R0631		0.56	1	

MCBs

S 200 series P-D characteristic

With disconnecting neutral NA



S 201 P NA



S 203 P NA

Number of poles	Rated current In A	Bbn 4016779 EAN	Order details		Price 1 piece	Weight 1 piece kg	Pack unit pc.
			Type code	Order code			
1+NA	0.5	591874	S201P-D0.5NA	2CDS281103R0981		0.28	5
	1	591881	S201P-D1NA	2CDS281103R0011		0.28	5
	1.6	591898	S201P-D1.6NA	2CDS281103R0971		0.28	5
	2	591904	S201P-D2NA	2CDS281103R0021		0.28	5
	3	591911	S201P-D3NA	2CDS281103R0031		0.28	5
	4	591928	S201P-D4NA	2CDS281103R0041		0.28	5
	6	591935	S201P-D6NA	2CDS281103R0061		0.28	5
	8	591942	S201P-D8NA	2CDS281103R0081		0.28	5
	10	591959	S201P-D10NA	2CDS281103R0101		0.28	5
	13	591966	S201P-D13NA	2CDS281103R0131		0.28	5
	16	591973	S201P-D16NA	2CDS281103R0161		0.28	5
	20	591980	S201P-D20NA	2CDS281103R0201		0.28	5
	25	591997	S201P-D25NA	2CDS281103R0251		0.28	5
	32	592000	S201P-D32NA	2CDS281103R0321		0.28	5
	40	592017	S201P-D40NA	2CDS281103R0401		0.28	5
	50	592024	S201P-D50NA	2CDS281103R0501		0.28	5
63	592031	S201P-D63NA	2CDS281103R0631		0.28	5	
3+NA	0.5	592048	S203P-D0.5NA	2CDS283103R0981		0.56	1
	1	592055	S203P-D1NA	2CDS283103R0011		0.56	1
	1.6	592062	S203P-D1.6NA	2CDS283103R0971		0.56	1
	2	592079	S203P-D2NA	2CDS283103R0021		0.56	1
	3	592086	S203P-D3NA	2CDS283103R0031		0.56	1
	4	592093	S203P-D4NA	2CDS283103R0041		0.56	1
	6	592109	S203P-D6NA	2CDS283103R0061		0.56	1
	8	592116	S203P-D8NA	2CDS283103R0081		0.56	1
	10	592123	S203P-D10NA	2CDS283103R0101		0.56	1
	13	592130	S203P-D13NA	2CDS283103R0131		0.56	1
	16	592147	S203P-D16NA	2CDS283103R0161		0.56	1
	20	592154	S203P-D20NA	2CDS283103R0201		0.56	1
	25	592161	S203P-D25NA	2CDS283103R0251		0.56	1
	32	592178	S203P-D32NA	2CDS283103R0321		0.56	1
	40	592185	S203P-D40NA	2CDS283103R0401		0.56	1
	50	592192	S203P-D50NA	2CDS283103R0501		0.56	1
63	592208	S203P-D63NA	2CDS283103R0631		0.56	1	

MCBs

S 200 series P-K characteristic

S 200 P-K (power) characteristic

Function: protection and control of the circuits like motors, transformers and auxiliary circuits, against overloads and short-circuits.

Advantages: no nuisance tripping in the case of functional peak currents up to $10 \times I_n$, depending on the series; through its highly sensitive thermostatic bimetal trip, the K-type characteristic offers protection to damageable elements in the overcurrent range; it also provides the best protection to cables and lines.

Applications: commercial and industrial.

Standard: IEC/EN 60947-2

$I_{cu}=25 \text{ kA}$ for $0.2 \text{ A} \leq I_n \leq 25 \text{ A}$; $I_{cu}=15 \text{ kA}$ for $32 \text{ A} \leq I_n \leq 63 \text{ A}$



S 201 P

Number of poles	Rated current I_n A	Bbn 4016779 EAN	Order details		Price 1 piece	Weight 1 piece kg	Pack unit pc.
			Type code	Order code			
1	0.2	592215	S201P-K0.2	2CDS281001R0087		0.14	10
	0.3	592222	S201P-K0.3	2CDS281001R0117		0.14	10
	0.5	592239	S201P-K0.5	2CDS281001R0157		0.14	10
	0.75	592246	S201P-K0.75	2CDS281001R0187		0.14	10
	1	592253	S201P-K1	2CDS281001R0217		0.14	10
	1.6	592260	S201P-K1.6	2CDS281001R0257		0.14	10
	2	592277	S201P-K2	2CDS281001R0277		0.14	10
	3	592284	S201P-K3	2CDS281001R0317		0.14	10
	4	592291	S201P-K4	2CDS281001R0337		0.14	10
	6	592307	S201P-K6	2CDS281001R0377		0.14	10
	8	592314	S201P-K8	2CDS281001R0407		0.14	10
	10	592321	S201P-K10	2CDS281001R0427		0.14	10
	13	592338	S201P-K13	2CDS281001R0447		0.14	10
	16	592345	S201P-K16	2CDS281001R0467		0.14	10
	20	592352	S201P-K20	2CDS281001R0487		0.14	10
	25	592369	S201P-K25	2CDS281001R0517		0.14	10
	32	592376	S201P-K32	2CDS281001R0537		0.14	10
	40	592383	S201P-K40	2CDS281001R0557		0.14	10
	50	592390	S201P-K50	2CDS281001R0577		0.14	10
63	592406	S201P-K63	2CDS281001R0607		0.14	10	

MCBs

S 200 series P-K characteristic



S 202 P



S 203 P

Number of poles	Rated current In A	Bbn 4016779 EAN	Order details		Price 1 piece	Weight 1 piece kg	Pack unit pc.
			Type code	Order code			
2	0.2	592413	S202P-K0.2	2CDS282001R0087		0.28	5
	0.3	592420	S202P-K0.3	2CDS282001R0117		0.28	5
	0.5	592437	S202P-K0.5	2CDS282001R0157		0.28	5
	0.75	592444	S202P-K0.75	2CDS282001R0187		0.28	5
	1	592451	S202P-K1	2CDS282001R0217		0.28	5
	1.6	592468	S202P-K1.6	2CDS282001R0257		0.28	5
	2	592475	S202P-K2	2CDS282001R0277		0.28	5
	3	592482	S202P-K3	2CDS282001R0317		0.28	5
	4	592499	S202P-K4	2CDS282001R0337		0.28	5
	6	592505	S202P-K6	2CDS282001R0377		0.28	5
	8	592512	S202P-K8	2CDS282001R0407		0.28	5
	10	592529	S202P-K10	2CDS282001R0427		0.28	5
	13	592536	S202P-K13	2CDS282001R0447		0.28	5
	16	592543	S202P-K16	2CDS282001R0467		0.28	5
	20	592550	S202P-K20	2CDS282001R0487		0.28	5
	25	592567	S202P-K25	2CDS282001R0517		0.28	5
	32	592574	S202P-K32	2CDS282001R0537		0.28	5
40	592581	S202P-K40	2CDS282001R0557		0.28	5	
50	592598	S202P-K50	2CDS282001R0577		0.28	5	
63	592604	S202P-K63	2CDS282001R0607		0.28	5	
3	0.2	592611	S203P-K0.2	2CDS283001R0087		0.42	1
	0.3	592628	S203P-K0.3	2CDS283001R0117		0.42	1
	0.5	592635	S203P-K0.5	2CDS283001R0157		0.42	1
	0.75	592642	S203P-K0.75	2CDS283001R0187		0.42	1
	1	592659	S203P-K1	2CDS283001R0217		0.42	1
	1.6	592666	S203P-K1.6	2CDS283001R0257		0.42	1
	2	592673	S203P-K2	2CDS283001R0277		0.42	1
	3	592680	S203P-K3	2CDS283001R0317		0.42	1
	4	592697	S203P-K4	2CDS283001R0337		0.42	1
	6	592703	S203P-K6	2CDS283001R0377		0.42	1
	8	592710	S203P-K8	2CDS283001R0407		0.42	1
	10	592727	S203P-K10	2CDS283001R0427		0.42	1
	13	592734	S203P-K13	2CDS283001R0447		0.42	1
	16	592741	S203P-K16	2CDS283001R0467		0.42	1
	20	592758	S203P-K20	2CDS283001R0487		0.42	1
	25	592765	S203P-K25	2CDS283001R0517		0.42	1
	32	592772	S203P-K32	2CDS283001R0537		0.42	1
40	592789	S203P-K40	2CDS283001R0557		0.42	1	
50	592796	S203P-K50	2CDS283001R0577		0.42	1	
63	592802	S203P-K63	2CDS283001R0607		0.42	1	

MCBs

S 200 series P-K characteristic



S 204 P

Number of poles	Rated current In A	Bbn 4016779 EAN	Order details		Price 1 piece	Weight 1 piece kg	Pack unit pc.
			Type code	Order code			
4	0.2	592819	S204P-K0.2	2CDS284001R0087		0.56	1
	0.3	592826	S204P-K0.3	2CDS284001R0117		0.56	1
	0.5	592833	S204P-K0.5	2CDS284001R0157		0.56	1
	0.75	592840	S204P-K0.75	2CDS284001R0187		0.56	1
	1	592857	S204P-K1	2CDS284001R0217		0.56	1
	1.6	592864	S204P-K1.6	2CDS284001R0257		0.56	1
	2	592871	S204P-K2	2CDS284001R0277		0.56	1
	3	592888	S204P-K3	2CDS284001R0317		0.56	1
	4	592895	S204P-K4	2CDS284001R0337		0.56	1
	6	592901	S204P-K6	2CDS284001R0377		0.56	1
	8	592918	S204P-K8	2CDS284001R0407		0.56	1
	10	592925	S204P-K10	2CDS284001R0427		0.56	1
	13	592932	S204P-K13	2CDS284001R0447		0.56	1
	16	592949	S204P-K16	2CDS284001R0467		0.56	1
	20	592956	S204P-K20	2CDS284001R0487		0.56	1
	25	592963	S204P-K25	2CDS284001R0517		0.56	1
	32	592970	S204P-K32	2CDS284001R0537		0.56	1
40	592987	S204P-K40	2CDS284001R0557		0.56	1	
50	592994	S204P-K50	2CDS284001R0577		0.56	1	
63	593007	S204P-K63	2CDS284001R0607		0.56	1	

With disconnecting neutral NA



S 201 P NA

Number of poles	Rated current In A	Bbn 4016779 EAN	Order details		Price 1 piece	Weight 1 piece kg	Pack unit pc.
			Type code	Order code			
1+NA	0.2	593014	S201P-K0.2NA	2CDS281103R0087		0.28	5
	0.3	593021	S201P-K0.3NA	2CDS281103R0117		0.28	5
	0.5	593038	S201P-K0.5NA	2CDS281103R0157		0.28	5
	0.75	593045	S201P-K0.75NA	2CDS281103R0187		0.28	5
	1	593052	S201P-K1NA	2CDS281103R0217		0.28	5
	1.6	593069	S201P-K1.6NA	2CDS281103R0257		0.28	5
	2	593076	S201P-K2NA	2CDS281103R0277		0.28	5
	3	593083	S201P-K3NA	2CDS281103R0317		0.28	5
	4	593090	S201P-K4NA	2CDS281103R0337		0.28	5
	6	593106	S201P-K6NA	2CDS281103R0377		0.28	5
	8	593113	S201P-K8NA	2CDS281103R0407		0.28	5
	10	593120	S201P-K10NA	2CDS281103R0427		0.28	5
	13	593137	S201P-K13NA	2CDS281103R0447		0.28	5
	16	593144	S201P-K16NA	2CDS281103R0467		0.28	5
	20	593151	S201P-K20NA	2CDS281103R0487		0.28	5
	25	593168	S201P-K25NA	2CDS281103R0517		0.28	5
	32	593175	S201P-K32NA	2CDS281103R0537		0.28	5
40	593182	S201P-K40NA	2CDS281103R0557		0.28	5	
50	593199	S201P-K50NA	2CDS281103R0577		0.28	5	
63	593205	S201P-K63NA	2CDS281103R0607		0.28	5	

MCBs

S 200 series P-K characteristic



S 203 P NA

Number of poles	Rated current In A	Bbn 4016779 EAN	Order details		Price 1 piece	Weight 1 piece kg	Pack unit pc.
			Type code	Order code			
3+NA	0.2	593212	S203P-K0.2NA	2CDS283103R0087		0.56	2
	0.3	593229	S203P-K0.3NA	2CDS283103R0117		0.56	2
	0.5	593236	S203P-K0.5NA	2CDS283103R0157		0.56	2
	0.75	593243	S203P-K0.75NA	2CDS283103R0187		0.56	2
	1	593250	S203P-K1NA	2CDS283103R0217		0.56	2
	1.6	593267	S203P-K1.6NA	2CDS283103R0257		0.56	2
	2	593274	S203P-K2NA	2CDS283103R0277		0.56	2
	3	593281	S203P-K3NA	2CDS283103R0317		0.56	2
	4	593298	S203P-K4NA	2CDS283103R0337		0.56	2
	6	593304	S203P-K6NA	2CDS283103R0377		0.56	2
	8	593311	S203P-K8NA	2CDS283103R0407		0.56	2
	10	593328	S203P-K10NA	2CDS283103R0427		0.56	2
	13	593335	S203P-K13NA	2CDS283103R0447		0.56	2
	16	593342	S203P-K16NA	2CDS283103R0467		0.56	2
	20	593359	S203P-K20NA	2CDS283103R0487		0.56	2
	25	593366	S203P-K25NA	2CDS283103R0517		0.56	2
	32	593373	S203P-K32NA	2CDS283103R0537		0.56	2
	40	593380	S203P-K40NA	2CDS283103R0557		0.56	2
	50	593397	S203P-K50NA	2CDS283103R0577		0.56	2
	63	593403	S203P-K63NA	2CDS283103R0607		0.56	2

MCBs

S 200 series P-Z characteristic

S 200 P-Z characteristic

Function: protection and control of the electronic circuits against lower and long duration overloads and short-circuits.

Applications: commercial and industrial.

Standard: IEC/EN 60947-2

Icu=25 kA for 0.5 A≤In≤25 A; Icu=15 kA for 32 A≤In≤63 A



S 201 P



S 202 P

Number of poles	Rated current In A	Bbn 4016779 EAN	Order details		Price 1 piece	Weight 1 piece kg	Pack unit pc.
			Type code	Order code			
1	0.5	593410	S201P-Z0.5	2CDS281001R0158		0.14	10
	1	593427	S201P-Z1	2CDS281001R0218		0.14	10
	1.6	593434	S201P-Z1.6	2CDS281001R0258		0.14	10
	2	593441	S201P-Z2	2CDS281001R0278		0.14	10
	3	593458	S201P-Z3	2CDS281001R0318		0.14	10
	4	593465	S201P-Z4	2CDS281001R0338		0.14	10
	6	593472	S201P-Z6	2CDS281001R0378		0.14	10
	8	593489	S201P-Z8	2CDS281001R0408		0.14	10
	10	593496	S201P-Z10	2CDS281001R0428		0.14	10
	16	593502	S201P-Z16	2CDS281001R0468		0.14	10
	20	593519	S201P-Z20	2CDS281001R0488		0.14	10
	25	593526	S201P-Z25	2CDS281001R0518		0.14	10
	32	593533	S201P-Z32	2CDS281001R0538		0.14	10
	40	593540	S201P-Z40	2CDS281001R0558		0.14	10
50	593557	S201P-Z50	2CDS281001R0578		0.14	10	
63	593564	S201P-Z63	2CDS281001R0608		0.14	10	
2	0.5	593571	S202P-Z0.5	2CDS282001R0158		0.28	5
	1	593588	S202P-Z1	2CDS282001R0218		0.28	5
	1.6	593595	S202P-Z1.6	2CDS282001R0258		0.28	5
	2	593601	S202P-Z2	2CDS282001R0278		0.28	5
	3	593618	S202P-Z3	2CDS282001R0318		0.28	5
	4	593625	S202P-Z4	2CDS282001R0338		0.28	5
	6	593632	S202P-Z6	2CDS282001R0378		0.28	5
	8	593649	S202P-Z8	2CDS282001R0408		0.28	5
	10	593656	S202P-Z10	2CDS282001R0428		0.28	5
	16	593663	S202P-Z16	2CDS282001R0468		0.28	5
	20	593670	S202P-Z20	2CDS282001R0488		0.28	5
	25	593687	S202P-Z25	2CDS282001R0518		0.28	5
	32	593694	S202P-Z32	2CDS282001R0538		0.28	5
	40	593700	S202P-Z40	2CDS282001R0558		0.28	5
50	593717	S202P-Z50	2CDS282001R0578		0.28	5	
63	593724	S202P-Z63	2CDS282001R0608		0.28	5	

MCBs

S 200 series P-Z characteristic



S 203 P



S 204 P

Number of poles	Rated current In A	Bbn 4016779 EAN	Order details		Price 1 piece	Weight 1 piece kg	Pack unit pc.
			Type code	Order code			
3	0.5	593731	S203P-Z0.5	2CDS283001R0158		0.42	1
	1	593748	S203P-Z1	2CDS283001R0218		0.42	1
	1.6	593755	S203P-Z1.6	2CDS283001R0258		0.42	1
	2	593762	S203P-Z2	2CDS283001R0278		0.42	1
	3	593779	S203P-Z3	2CDS283001R0318		0.42	1
	4	593786	S203P-Z4	2CDS283001R0338		0.42	1
	6	593793	S203P-Z6	2CDS283001R0378		0.42	1
	8	593809	S203P-Z8	2CDS283001R0408		0.42	1
	10	593816	S203P-Z10	2CDS283001R0428		0.42	1
	16	593823	S203P-Z16	2CDS283001R0468		0.42	1
	20	593830	S203P-Z20	2CDS283001R0488		0.42	1
	25	593847	S203P-Z25	2CDS283001R0518		0.42	1
	32	593854	S203P-Z32	2CDS283001R0538		0.42	1
	40	593861	S203P-Z40	2CDS283001R0558		0.42	1
50	593878	S203P-Z50	2CDS283001R0578		0.42	1	
63	593885	S203P-Z63	2CDS283001R0608		0.42	1	
4	0.5	593892	S204P-Z0.5	2CDS284001R0158		0.56	1
	1	593908	S204P-Z1	2CDS284001R0218		0.56	1
	1.6	593915	S204P-Z1.6	2CDS284001R0258		0.56	1
	2	593922	S204P-Z2	2CDS284001R0278		0.56	1
	3	593939	S204P-Z3	2CDS284001R0318		0.56	1
	4	593946	S204P-Z4	2CDS284001R0338		0.56	1
	6	593953	S204P-Z6	2CDS284001R0378		0.56	1
	8	593960	S204P-Z8	2CDS284001R0408		0.56	1
	10	593977	S204P-Z10	2CDS284001R0428		0.56	1
	16	593984	S204P-Z16	2CDS284001R0468		0.56	1
	20	593991	S204P-Z20	2CDS284001R0488		0.56	1
	25	594004	S204P-Z25	2CDS284001R0518		0.56	1
	32	594011	S204P-Z32	2CDS284001R0538		0.56	1
	40	594028	S204P-Z40	2CDS284001R0558		0.56	1
50	594035	S204P-Z50	2CDS284001R0578		0.56	1	
63	594042	S204P-Z63	2CDS284001R0608		0.56	1	

MCBs

S 200 series P-Z characteristic

With disconnecting neutral NA



S 201 P NA

Number of poles	Rated current In A	Bbn 4016779 EAN	Order details		Price 1 piece	Weight 1 piece kg	Pack unit pc.
			Type code	Order code			
1+NA	0.5	594059	S201P-Z0.5NA	2CDS281103R0158		0.28	5
	1	594066	S201P-Z1NA	2CDS281103R0218		0.28	5
	1.6	594073	S201P-Z1.6NA	2CDS281103R0258		0.28	5
	2	594080	S201P-Z2NA	2CDS281103R0278		0.28	5
	3	594097	S201P-Z3NA	2CDS281103R0318		0.28	5
	4	594103	S201P-Z4NA	2CDS281103R0338		0.28	5
	6	594110	S201P-Z6NA	2CDS281103R0378		0.28	5
	8	594127	S201P-Z8NA	2CDS281103R0408		0.28	5
	10	594134	S201P-Z10NA	2CDS281103R0428		0.28	5
	16	594141	S201P-Z16NA	2CDS281103R0468		0.28	5
	20	594158	S201P-Z20NA	2CDS281103R0488		0.28	5
	25	594165	S201P-Z25NA	2CDS281103R0518		0.28	5
	32	594172	S201P-Z32NA	2CDS281103R0538		0.28	5
	40	594189	S201P-Z40NA	2CDS281103R0558		0.28	5
	50	594196	S201P-Z50NA	2CDS281103R0578		0.28	5
	63	594202	S201P-Z63NA	2CDS281103R0608		0.28	5
3+NA	0.5	594219	S203P-Z0.5NA	2CDS283103R0158		0.56	1
	1	594226	S203P-Z1NA	2CDS283103R0218		0.56	1
	1.6	594233	S203P-Z1.6NA	2CDS283103R0258		0.56	1
	2	594240	S203P-Z2NA	2CDS283103R0278		0.56	1
	3	594257	S203P-Z3NA	2CDS283103R0318		0.56	1
	4	594264	S203P-Z4NA	2CDS283103R0338		0.56	1
	6	594271	S203P-Z6NA	2CDS283103R0378		0.56	1
	8	594288	S203P-Z8NA	2CDS283103R0408		0.56	1
	10	594295	S203P-Z10NA	2CDS283103R0428		0.56	1
	16	594301	S203P-Z16NA	2CDS283103R0468		0.56	1
	20	594318	S203P-Z20NA	2CDS283103R0488		0.56	1
	25	594325	S203P-Z25NA	2CDS283103R0518		0.56	1
	32	594332	S203P-Z32NA	2CDS283103R0538		0.56	1
	40	594349	S203P-Z40NA	2CDS283103R0558		0.56	1
	50	594356	S203P-Z50NA	2CDS283103R0578		0.56	1
	63	594363	S203P-Z63NA	2CDS283103R0608		0.56	1



S 203 P NA

MCBs

S 200 series S - screwless range B and C characteristics

S 200 S-B and S 200 S-C characteristic

Function: protection and control of the circuits against overloads and short-circuits.

Applications: residential, commercial and industrial.

Standard: IEC/EN 60898-1

I_{cn}=6 kA



S 201 S



S 203 S

S 200 S-B characteristic

Number of poles	Rated current In A	Bbn 4016779 EAN	Order details		Price 1 piece	Weight 1 piece kg	Pack unit pc.
			Type code	Order code			
1	6	709385	S201S-B6	2CDS251002R0065		0.100	10
	10	709415	S201S-B10	2CDS251002R0105		0.100	10
	13	709439	S201S-B13	2CDS251002R0135		0.100	10
	16	709453	S201S-B16	2CDS251002R0165		0.100	10
	20	709477	S201S-B20	2CDS251002R0205		0.100	10
3	6	709484	S203S-B6	2CDS253002R0065		0.300	1
	10	709514	S203S-B10	2CDS253002R0105		0.300	1
	13	709538	S203S-B13	2CDS253002R0135		0.300	1
	16	709552	S203S-B16	2CDS253002R0165		0.300	1
	20	709576	S203S-B20	2CDS253002R0205		0.300	1

S 200 S-C characteristic

Number of poles	Rated current In A	Bbn 4016779 EAN	Order details		Price 1 piece	Weight 1 piece kg	Pack unit pc.
			Type code	Order code			
1	6	756891	S201S-C6	2CDS251002R0064		0.100	10
	8	709392	S201S-C8	2CDS251002R0084		0.100	10
	10	709408	S201S-C10	2CDS251002R0104		0.100	10
	13	709422	S201S-C13	2CDS251002R0134		0.100	10
	16	709446	S201S-C16	2CDS251002R0164		0.100	10
	20	709460	S201S-C20	2CDS251002R0204		0.100	10
3	6	709378	S203S-C6	2CDS253002R0064		0.300	1
	8	709491	S203S-C8	2CDS253002R0084		0.300	1
	10	709507	S203S-C10	2CDS253002R0104		0.300	1
	13	709521	S203S-C13	2CDS253002R0134		0.300	1
	16	709545	S203S-C16	2CDS253002R0164		0.300	1
	20	709569	S203S-C20	2CDS253002R0204		0.300	1

MCBs

SU 200 M series technical characteristic

General Data		
Standards	UL 489, CSA 22.2 No. 5, IEC/EN 60947-2	
Poles	1P, 2P, 3P, 4P	
Tripping characteristics	C, K, Z	
Rated current I_n	0.2 - 63 A	
Rated frequency f	50 / 60 Hz, DC (0 Hz)	
Rated insulation voltage U_i acc. to IEC/EN 60664-1	440 V AC (phase to phase)	
Overvoltage category	III	
Pollution degree	3	
IEC/EN 60947-2		
Rated operational voltage U_e	1P: 230 V AC; 2P, 3P, 4P: 400 V AC	
Max. power frequency recovery voltage U_{max} AC	1P: 253 V AC; 2P, 3P, 4P: 440 V AC	
Min. operating voltage	12 V AC, 12 V DC	
Rated ultimate short-circuit breaking capacity I_{cu}	15 kA	
Rated service short-circuit breaking capacity I_{cs}	≤ 40 A: 11.25 kA > 40 A: 7.5 kA	
Rated impulse withstand voltage U_{imp} (1.2/50 μ s)	4 kV (test voltage 6.2 kV at sea level, 5 kV at 2,000 m)	
Dielectric test voltage	2 kV (50 / 60Hz, 1 min.)	
Reference temperature for tripping characteristics	30 °C	
Electrical endurance	$I_n < 30$ A: 20,000 ops (AC), $I_n \geq 30$ A: 10,000 ops. (AC); 1 cycle (2 s - ON, 13 s - OFF, $I_n \leq 32$ A), 1 cycle (2 s - ON, 28 s - OFF, $I_n > 32$ A)	
UL / CSA		
Rated voltage	AC	1P: 277 V AC up to 40 A for C, Z char.,
	AC	277 V AC up to 35 A for K char., 240 V AC
	AC	2P, 3P, 4P: 480 Y / 277 V AC up to 40 A for C, Z char.,
	AC	480 Y / 277 V AC up to 35 A for K char., 240 V AC
	DC	1P: 48 V DC; 2P: 96 V DC (2p in series)
Rated interrupting capacity acc. to UL 1077	–	
Short-circuit current rating acc. to UL 489	10 kA	
Application	–	
Reference temperature for tripping characteristics	40 °C	
Electrical endurance	6,000 ops (AC), 6,000 ops. (DC); 1 cycle (1 s - ON, 9 s - OFF)	

MCBs

SU 200 M series technical characteristic

Mechanical data	
Housing	Insulation group II, RAL 7035
Toggle	Insulation group II, black, sealable
Contact position indication	Real CPI (green OFF / red ON)
Protection degree acc. to DIN EN 60529	IP20*, IP40 in enclosure with cover
Mechanical endurance	20,000 ops.
Shock resistance acc. to IEC/EN 60068-2-27	25 g - 2 shocks - 13 ms
Vibration resistance acc. to IEC/EN 60068-2-6	5g - 20 cycles at 5...150...5 Hz with load 0.8 In
Environmental conditions (damp heat cyclic) acc. to IEC/EN 60068-2-30	28 cycles with 55°C/90-96% and 25°C/95-100%
Ambient temperature	-25 ... +55°C
Storage temperature	-40 ... +70 °C
Installation	
Terminal	Failsafe bi-directional cylinder-lift terminal
Cross-section of conductors (top/bottom)	solid, stranded: 35 mm ² / 35 mm ² flexible: 25 mm ² / 25 mm ² 18 – 4 AWG
Cross-section of busbars (top/bottom)	10 mm ² / 10 mm ² 18 – 8 AWG
Torque	2.8 Nm AWG 18-16: 13.3 in-lbs. AWG 14-10: 17.7 in-lbs. AWG 8-4: 39.8 in-lbs.
Screwdriver	No. 2 Pozidrive
Mounting	On DIN rail 35 mm acc. to EN 60715 by fast clip
Mounting position	any
Supply	optional
Dimensions and weight	
Mounting dimensions acc. to DIN 43880	Mounting dimension 3
Pole dimensions (H x D x W)	111 x 69 x 17.5 mm
Pole weight approx.	125 g
Combination with auxiliary elements	
Auxiliary contact	Yes
Signal contact	Yes
Shunt trip	Yes

* Also fulfilling the requirements acc. to the protection degree IPXXB

MCBs

SU 200 M series C characteristic

SU 200 M-C characteristic

Number of poles	Rated current In A	Bbn 4016779 EAN	Order details		Price 1 piece	Weight 1 piece kg	Pack unit pc.
			Type code	Order code			
1	0.5		SU201M-C0,5	2CDS271337R0984		0.125	1
	1		SU201M-C1	2CDS271337R0014		0.125	1
	1.6		SU201M-C1,6	2CDS271337R0974		0.125	1
	2		SU201M-C2	2CDS271337R0024		0.125	1
	3		SU201M-C3	2CDS271337R0034		0.125	1
	4		SU201M-C4	2CDS271337R0044		0.125	1
	5		SU201M-C5	2CDS271337R0054		0.125	1
	6		SU201M-C6	2CDS271337R0064		0.125	1
	8		SU201M-C8	2CDS271337R0084		0.125	1
	10		SU201M-C10	2CDS271337R0104		0.125	1
	13		SU201M-C13	2CDS271337R0134		0.125	1
	15		SU201M-C15	2CDS271337R0154		0.125	1
	16		SU201M-C16	2CDS271337R0164		0.125	1
	20		SU201M-C20	2CDS271337R0204		0.125	1
	25		SU201M-C25	2CDS271337R0254		0.125	1
	30		SU201M-C30	2CDS271337R0304		0.125	1
	32		SU201M-C32	2CDS271337R0324		0.125	1
	35		SU201M-C35	2CDS271337R0354		0.125	1
	40		SU201M-C40	2CDS271337R0404		0.125	1
50		SU201M-C50	2CDS271337R0504		0.125	1	
60		SU201M-C60	2CDS271337R0604		0.125	1	
63		SU201M-C63	2CDS271337R0634		0.125	1	

MCBs

SU 200 M series C characteristic

Number of poles	Rated current In A	Bbn 4016779 EAN	Order details		Price 1 piece	Weight 1 piece kg	Pack unit pc.
			Type code	Order code			
2	0.5		SU202M-C0,5	2CDS272337R0984		0.250	1
	1		SU202M-C1	2CDS272337R0014		0.250	1
	1.6		SU202M-C1,6	2CDS272337R0974		0.250	1
	2		SU202M-C2	2CDS272337R0024		0.250	1
	3		SU202M-C3	2CDS272337R0034		0.250	1
	4		SU202M-C4	2CDS272337R0044		0.250	1
	5		SU202M-C5	2CDS272337R0054		0.250	1
	6		SU202M-C6	2CDS272337R0064		0.250	1
	8		SU202M-C8	2CDS272337R0084		0.250	1
	10		SU202M-C10	2CDS272337R0104		0.250	1
	13		SU202M-C13	2CDS272337R0134		0.250	1
	15		SU202M-C15	2CDS272337R0154		0.250	1
	16		SU202M-C16	2CDS272337R0164		0.250	1
	20		SU202M-C20	2CDS272337R0204		0.250	1
	25		SU202M-C25	2CDS272337R0254		0.250	1
	30		SU202M-C30	2CDS272337R0304		0.250	1
	32		SU202M-C32	2CDS272337R0324		0.250	1
	35		SU202M-C35	2CDS272337R0354		0.250	1
40		SU202M-C40	2CDS272337R0404		0.250	1	
50		SU202M-C50	2CDS272337R0504		0.250	1	
60		SU202M-C60	2CDS272337R0604		0.250	1	
63		SU202M-C63	2CDS272337R0634		0.250	1	
3	0.5		SU203M-C0,5	2CDS273337R0984		0.375	1
	1		SU203M-C1	2CDS273337R0014		0.375	1
	1.6		SU203M-C1,6	2CDS273337R0974		0.375	1
	2		SU203M-C2	2CDS273337R0024		0.375	1
	3		SU203M-C3	2CDS273337R0034		0.375	1
	4		SU203M-C4	2CDS273337R0044		0.375	1
	5		SU203M-C5	2CDS273337R0054		0.375	1
	6		SU203M-C6	2CDS273337R0064		0.375	1
	8		SU203M-C8	2CDS273337R0084		0.375	1
	10		SU203M-C10	2CDS273337R0104		0.375	1
	13		SU203M-C13	2CDS273337R0134		0.375	1
	15		SU203M-C15	2CDS273337R0154		0.375	1
	16		SU203M-C16	2CDS273337R0164		0.375	1
	20		SU203M-C20	2CDS273337R0204		0.375	1
	25		SU203M-C25	2CDS273337R0254		0.375	1
	30		SU203M-C30	2CDS273337R0304		0.375	1
	32		SU203M-C32	2CDS273337R0324		0.375	1
	35		SU203M-C35	2CDS273337R0354		0.375	1
40		SU203M-C40	2CDS273337R0404		0.375	1	
50		SU203M-C50	2CDS273337R0504		0.375	1	
60		SU203M-C60	2CDS273337R0604		0.375	1	
63		SU203M-C63	2CDS273337R0634		0.375	1	

MCBs

SU 200 M series C characteristic

Number of poles	Rated current	Bbn 4016779	Order details		Price 1 piece	Weight 1 piece	Pack unit
			In A	EAN			
4	0.5		SU204M-C0,5	2CDS274337R0984		0.500	1
	1		SU204M-C1	2CDS274337R0014		0.500	1
	1.6		SU204M-C1,6	2CDS274337R0974		0.500	1
	2		SU204M-C2	2CDS274337R0024		0.500	1
	3		SU204M-C3	2CDS274337R0034		0.500	1
	4		SU204M-C4	2CDS274337R0044		0.500	1
	5		SU204M-C5	2CDS274337R0054		0.500	1
	6		SU204M-C6	2CDS274337R0064		0.500	1
	8		SU204M-C8	2CDS274337R0084		0.500	1
	10		SU204M-C10	2CDS274337R0104		0.500	1
	13		SU204M-C13	2CDS274337R0134		0.500	1
	15		SU204M-C15	2CDS274337R0154		0.500	1
	16		SU204M-C16	2CDS274337R0164		0.500	1
	20		SU204M-C20	2CDS274337R0204		0.500	1
	25		SU204M-C25	2CDS274337R0254		0.500	1
	30		SU204M-C30	2CDS274337R0304		0.500	1
	32		SU204M-C32	2CDS274337R0324		0.500	1
	35		SU204M-C35	2CDS274337R0354		0.500	1
	40		SU204M-C40	2CDS274337R0404		0.500	1
50		SU204M-C50	2CDS274337R0504		0.500	1	
60		SU204M-C60	2CDS274337R0604		0.500	1	
63		SU204M-C63	2CDS274337R0634		0.500	1	

MCBs

SU 200 M series K characteristic

SU 200 M-K characteristic

Number of poles	Rated current In A	Bbn 4016779 EAN	Order details		Price 1 piece	Weight 1 piece kg	Pack unit pc.
			Type code	Order code			
1	0.2		SU201M-K0,2	2CDS271337R0087		0.125	1
	0.3		SU201M-K0,3	2CDS271337R0117		0.125	1
	0.5		SU201M-K0,5	2CDS271337R0157		0.125	1
	0.75		SU201M-K0,75	2CDS271337R0187		0.125	1
	1		SU201M-K1	2CDS271337R0217		0.125	1
	1.6		SU201M-K1,6	2CDS271337R0257		0.125	1
	2		SU201M-K2	2CDS271337R0277		0.125	1
	3		SU201M-K3	2CDS271337R0317		0.125	1
	4		SU201M-K4	2CDS271337R0337		0.125	1
	5		SU201M-K5	2CDS271337R0357		0.125	1
	6		SU201M-K6	2CDS271337R0377		0.125	1
	8		SU201M-K8	2CDS271337R0407		0.125	1
	10		SU201M-K10	2CDS271337R0427		0.125	1
	13		SU201M-K13	2CDS271337R0447		0.125	1
	15		SU201M-K15	2CDS271337R0457		0.125	1
	16		SU201M-K16	2CDS271337R0467		0.125	1
	20		SU201M-K20	2CDS271337R0487		0.125	1
	25		SU201M-K25	2CDS271337R0517		0.125	1
	30		SU201M-K30	2CDS271337R0527		0.125	1
	32		SU201M-K32	2CDS271337R0537		0.125	1
35		SU201M-K35	2CDS271337R0547		0.125	1	
40		SU201M-K40	2CDS271337R0557		0.125	1	
50		SU201M-K50	2CDS271337R0577		0.125	1	
60		SU201M-K60	2CDS271337R0587		0.125	1	
63		SU201M-K63	2CDS271337R0607		0.125	1	

MCBs

SU 200 M series K characteristic

Number of poles	Rated current In A	Bbn 4016779 EAN	Order details		Price 1 piece	Weight 1 piece kg	Pack unit pc.
			Type code	Order code			
2	0.2		SU202M-K0,2	2CDS272337R0087		0.250	1
	0.3		SU202M-K0,3	2CDS272337R0117		0.250	1
	0.5		SU202M-K0,5	2CDS272337R0157		0.250	1
	0.75		SU202M-K0,75	2CDS272337R0187		0.250	1
	1		SU202M-K1	2CDS272337R0217		0.250	1
	1.6		SU202M-K1,6	2CDS272337R0257		0.250	1
	2		SU202M-K2	2CDS272337R0277		0.250	1
	3		SU202M-K3	2CDS272337R0317		0.250	1
	4		SU202M-K4	2CDS272337R0337		0.250	1
	5		SU202M-K5	2CDS272337R0357		0.250	1
	6		SU202M-K6	2CDS272337R0377		0.250	1
	8		SU202M-K8	2CDS272337R0407		0.250	1
	10		SU202M-K10	2CDS272337R0427		0.250	1
	13		SU202M-K13	2CDS272337R0447		0.250	1
	15		SU202M-K15	2CDS272337R0457		0.250	1
	16		SU202M-K16	2CDS272337R0467		0.250	1
	20		SU202M-K20	2CDS272337R0487		0.250	1
	25		SU202M-K25	2CDS272337R0517		0.250	1
	30		SU202M-K30	2CDS272337R0527		0.250	1
	32		SU202M-K32	2CDS272337R0537		0.250	1
35		SU202M-K35	2CDS272337R0547		0.250	1	
40		SU202M-K40	2CDS272337R0557		0.250	1	
50		SU202M-K50	2CDS272337R0577		0.250	1	
60		SU202M-K60	2CDS272337R0587		0.250	1	
63		SU202M-K63	2CDS272337R0607		0.250	1	

MCBs

SU 200 M series K characteristic

Number of poles	Rated current In A	Bbn 4016779 EAN	Order details		Price 1 piece	Weight 1 piece kg	Pack unit pc.
			Type code	Order code			
3	0.2		SU203M-K0,2	2CDS273337R0087		0.375	1
	0.3		SU203M-K0,3	2CDS273337R0117		0.375	1
	0.5		SU203M-K0,5	2CDS273337R0157		0.375	1
	0.75		SU203M-K0,75	2CDS273337R0187		0.375	1
	1		SU203M-K1	2CDS273337R0217		0.375	1
	1.6		SU203M-K1,6	2CDS273337R0257		0.375	1
	2		SU203M-K2	2CDS273337R0277		0.375	1
	3		SU203M-K3	2CDS273337R0317		0.375	1
	4		SU203M-K4	2CDS273337R0337		0.375	1
	5		SU203M-K5	2CDS273337R0357		0.375	1
	6		SU203M-K6	2CDS273337R0377		0.375	1
	8		SU203M-K8	2CDS273337R0407		0.375	1
	10		SU203M-K10	2CDS273337R0427		0.375	1
	13		SU203M-K13	2CDS273337R0447		0.375	1
	15		SU203M-K15	2CDS273337R0457		0.375	1
	16		SU203M-K16	2CDS273337R0467		0.375	1
	20		SU203M-K20	2CDS273337R0487		0.375	1
	25		SU203M-K25	2CDS273337R0517		0.375	1
	30		SU203M-K30	2CDS273337R0527		0.375	1
	32		SU203M-K32	2CDS273337R0537		0.375	1
	35		SU203M-K35	2CDS273337R0547		0.375	1
40		SU203M-K40	2CDS273337R0557		0.375	1	
50		SU203M-K50	2CDS273337R0577		0.375	1	
60		SU203M-K60	2CDS273337R0587		0.375	1	
63		SU203M-K63	2CDS273337R0607		0.375	1	

MCBs

SU 200 M series K characteristic

Number of poles	Rated current In A	Bbn 4016779 EAN	Order details		Price 1 piece	Weight 1 piece kg	Pack unit pc.
			Type code	Order code			
4	0.2		SU204M-K0,2	2CDS274337R0087		0.500	1
	0.3		SU204M-K0,3	2CDS274337R0117		0.500	1
	0.5		SU204M-K0,5	2CDS274337R0157		0.500	1
	0.75		SU204M-K0,75	2CDS274337R0187		0.500	1
	1		SU204M-K1	2CDS274337R0217		0.500	1
	1.6		SU204M-K1,6	2CDS274337R0257		0.500	1
	2		SU204M-K2	2CDS274337R0277		0.500	1
	3		SU204M-K3	2CDS274337R0317		0.500	1
	4		SU204M-K4	2CDS274337R0337		0.500	1
	5		SU204M-K5	2CDS274337R0357		0.500	1
	6		SU204M-K6	2CDS274337R0377		0.500	1
	8		SU204M-K8	2CDS274337R0407		0.500	1
	10		SU204M-K10	2CDS274337R0427		0.500	1
	13		SU204M-K13	2CDS274337R0447		0.500	1
	15		SU204M-K15	2CDS274337R0457		0.500	1
	16		SU204M-K16	2CDS274337R0467		0.500	1
	20		SU204M-K20	2CDS274337R0487		0.500	1
	25		SU204M-K25	2CDS274337R0517		0.500	1
	30		SU204M-K30	2CDS274337R0527		0.500	1
	32		SU204M-K32	2CDS274337R0537		0.500	1
35		SU204M-K35	2CDS274337R0547		0.500	1	
40		SU204M-K40	2CDS274337R0557		0.500	1	
50		SU204M-K50	2CDS274337R0577		0.500	1	
60		SU204M-K60	2CDS274337R0587		0.500	1	
63		SU204M-K63	2CDS274337R0607		0.500	1	

MCBs

SU 200 M series Z characteristic

SU 200 M-Z characteristic

Number of poles	Rated current In A	Bbn 4016779 EAN	Order details		Price 1 piece	Weight 1 piece kg	Pack unit pc.
			Type code	Order code			
1	0.5		SU201M-Z0,5	2CDS271337R0158		0.125	1
	1		SU201M-Z1	2CDS271337R0218		0.125	1
	1.6		SU201M-Z1,6	2CDS271337R0258		0.125	1
	2		SU201M-Z2	2CDS271337R0278		0.125	1
	3		SU201M-Z3	2CDS271337R0318		0.125	1
	4		SU201M-Z4	2CDS271337R0338		0.125	1
	5		SU201M-Z5	2CDS271337R0358		0.125	1
	6		SU201M-Z6	2CDS271337R0378		0.125	1
	8		SU201M-Z8	2CDS271337R0408		0.125	1
	10		SU201M-Z10	2CDS271337R0428		0.125	1
	13		SU201M-Z13	2CDS271337R0448		0.125	1
	15		SU201M-Z15	2CDS271337R0458		0.125	1
	16		SU201M-Z16	2CDS271337R0468		0.125	1
	20		SU201M-Z20	2CDS271337R0488		0.125	1
	25		SU201M-Z25	2CDS271337R0518		0.125	1
	30		SU201M-Z30	2CDS271337R0528		0.125	1
	32		SU201M-Z32	2CDS271337R0538		0.125	1
	35		SU201M-Z35	2CDS271337R0548		0.125	1
	40		SU201M-Z40	2CDS271337R0558		0.125	1
	50		SU201M-Z50	2CDS271337R0578		0.125	1
60		SU201M-Z60	2CDS271337R0588		0.125	1	
63		SU201M-Z63	2CDS271337R0608		0.125	1	

MCBs

SU 200 M series Z characteristic

Number of poles	Rated current In A	Bbn 4016779 EAN	Order details		Price 1 piece	Weight 1 piece kg	Pack unit pc.
			Type code	Order code			
2	0.5		SU202M-Z0,5	2CDS272337R0158		0.250	1
	1		SU202M-Z1	2CDS272337R0218		0.250	1
	1.6		SU202M-Z1,6	2CDS272337R0258		0.250	1
	2		SU202M-Z2	2CDS272337R0278		0.250	1
	3		SU202M-Z3	2CDS272337R0318		0.250	1
	4		SU202M-Z4	2CDS272337R0338		0.250	1
	5		SU202M-Z5	2CDS272337R0358		0.250	1
	6		SU202M-Z6	2CDS272337R0378		0.250	1
	8		SU202M-Z8	2CDS272337R0408		0.250	1
	10		SU202M-Z10	2CDS272337R0428		0.250	1
	13		SU202M-Z13	2CDS272337R0448		0.250	1
	15		SU202M-Z15	2CDS272337R0458		0.250	1
	16		SU202M-Z16	2CDS272337R0468		0.250	1
	20		SU202M-Z20	2CDS272337R0488		0.250	1
	25		SU202M-Z25	2CDS272337R0518		0.250	1
	30		SU202M-Z30	2CDS272337R0528		0.250	1
	32		SU202M-Z32	2CDS272337R0538		0.250	1
	35		SU202M-Z35	2CDS272337R0548		0.250	1
	40		SU202M-Z40	2CDS272337R0558		0.250	1
50		SU202M-Z50	2CDS272337R0578		0.250	1	
60		SU202M-Z60	2CDS272337R0588		0.250	1	
63		SU202M-Z63	2CDS272337R0608		0.250	1	
3	0.5		SU203M-Z0,5	2CDS273337R0158		0.375	1
	1		SU203M-Z1	2CDS273337R0218		0.375	1
	1.6		SU203M-Z1,6	2CDS273337R0258		0.375	1
	2		SU203M-Z2	2CDS273337R0278		0.375	1
	3		SU203M-Z3	2CDS273337R0318		0.375	1
	4		SU203M-Z4	2CDS273337R0338		0.375	1
	5		SU203M-Z5	2CDS273337R0358		0.375	1
	6		SU203M-Z6	2CDS273337R0378		0.375	1
	8		SU203M-Z8	2CDS273337R0408		0.375	1
	10		SU203M-Z10	2CDS273337R0428		0.375	1
	13		SU203M-Z13	2CDS273337R0448		0.375	1
	15		SU203M-Z15	2CDS273337R0458		0.375	1
	16		SU203M-Z16	2CDS273337R0468		0.375	1
	20		SU203M-Z20	2CDS273337R0488		0.375	1
	25		SU203M-Z25	2CDS273337R0518		0.375	1
	30		SU203M-Z30	2CDS273337R0528		0.375	1
	32		SU203M-Z32	2CDS273337R0538		0.375	1
	35		SU203M-Z35	2CDS273337R0548		0.375	1
	40		SU203M-Z40	2CDS273337R0558		0.375	1
50		SU203M-Z50	2CDS273337R0578		0.375	1	
60		SU203M-Z60	2CDS273337R0588		0.375	1	
63		SU203M-Z63	2CDS273337R0608		0.375	1	

MCBs

SU 200 M series Z characteristic

Number of poles	Rated current In A	Bbn 4016779 EAN	Order details		Price 1 piece	Weight 1 piece kg	Pack unit pc.
			Type code	Order code			
4	0.5		SU204M-Z0,5	2CDS274337R0158		0.500	1
	1		SU204M-Z1	2CDS274337R0218		0.500	1
	1.6		SU204M-Z1,6	2CDS274337R0258		0.500	1
	2		SU204M-Z2	2CDS274337R0278		0.500	1
	3		SU204M-Z3	2CDS274337R0318		0.500	1
	4		SU204M-Z4	2CDS274337R0338		0.500	1
	5		SU204M-Z5	2CDS274337R0358		0.500	1
	6		SU204M-Z6	2CDS274337R0378		0.500	1
	8		SU204M-Z8	2CDS274337R0408		0.500	1
	10		SU204M-Z10	2CDS274337R0428		0.500	1
	13		SU204M-Z13	2CDS274337R0448		0.500	1
	15		SU204M-Z15	2CDS274337R0458		0.500	1
	16		SU204M-Z16	2CDS274337R0468		0.500	1
	20		SU204M-Z20	2CDS274337R0488		0.500	1
	25		SU204M-Z25	2CDS274337R0518		0.500	1
	30		SU204M-Z30	2CDS274337R0528		0.500	1
	32		SU204M-Z32	2CDS274337R0538		0.500	1
	35		SU204M-Z35	2CDS274337R0548		0.500	1
	40		SU204M-Z40	2CDS274337R0558		0.500	1
	50		SU204M-Z50	2CDS274337R0578		0.500	1
60		SU204M-Z60	2CDS274337R0588		0.500	1	
63		SU204M-Z63	2CDS274337R0608		0.500	1	

MCBs

Circuit breaker SU 200 MR series, 10kA

The SU200 MR is a high-performance circuit breaker with ring cable lug connections conforming to UL 489; CSA 22.2. No. 5 and IEC/EN 60947-2 standards. The integrated captive connecting screws simplify the connection of electric lines, provides extra protection and saves time.



Number of poles	Rated current In A	Bbn 4016779 EAN	Order details		Price 1 piece	Weight 1 piece kg	Pack unit pc.
			Type code	Order code			
1	0.2	956192	SU201MR-K0.2	2CDS271347R0087		0.140	1
	0.3	956215	SU201MR-K0.3	2CDS271347R0117		0.140	1
	0.5	956239	SU201MR-K0.5	2CDS271347R0157		0.140	1
	0.75	956253	SU201MR-K0.75	2CDS271347R0187		0.140	1
	1	956277	SU201MR-K1	2CDS271347R0217		0.140	1
	1.6	956291	SU201MR-K1.6	2CDS271347R0257		0.140	1
	2	956314	SU201MR-K2	2CDS271347R0277		0.140	1
	3	956338	SU201MR-K3	2CDS271347R0317		0.140	1
	4	956352	SU201MR-K4	2CDS271347R0337		0.140	1
	5	956376	SU201MR-K5	2CDS271347R0357		0.140	1
	6	956390	SU201MR-K6	2CDS271347R0377		0.140	1
	8	956413	SU201MR-K8	2CDS271347R0407		0.140	1
	10	956437	SU201MR-K10	2CDS271347R0427		0.140	1
	13	956451	SU201MR-K13	2CDS271347R0447		0.140	1
	15	956475	SU201MR-K15	2CDS271347R0457		0.140	1
	16	956499	SU201MR-K16	2CDS271347R0467		0.140	1
	20	956512	SU201MR-K20	2CDS271347R0487		0.140	1
	25	956536	SU201MR-K25	2CDS271347R0517		0.140	1
	30	956550	SU201MR-K30	2CDS271347R0527		0.140	1
	32	956574	SU201MR-K32	2CDS271347R0537		0.140	1
35	956598	SU201MR-K35	2CDS271347R0547		0.140	1	
40	956611	SU201MR-K40	2CDS271347R0557		0.140	1	
50	956635	SU201MR-K50	2CDS271347R0577		0.140	1	
60	956659	SU201MR-K60	2CDS271347R0587		0.140	1	
63	956673	SU201MR-K63	2CDS271347R0607		0.140	1	
2	0.2	957175	SU202MR-K0.2	2CDS272347R0087		0.280	1
	0.3	957199	SU202MR-K0.3	2CDS272347R0117		0.280	1
	0.5	957212	SU202MR-K0.5	2CDS272347R0157		0.280	1
	0.75	957236	SU202MR-K0.75	2CDS272347R0187		0.280	1
	1	957250	SU202MR-K1	2CDS272347R0217		0.280	1
	1.6	957274	SU202MR-K1.6	2CDS272347R0257		0.280	1
	2	957298	SU202MR-K2	2CDS272347R0277		0.280	1
	3	957311	SU202MR-K3	2CDS272347R0317		0.280	1
	4	957335	SU202MR-K4	2CDS272347R0337		0.280	1
	5	957359	SU202MR-K5	2CDS272347R0357		0.280	1
	6	957373	SU202MR-K6	2CDS272347R0377		0.280	1
	8	957397	SU202MR-K8	2CDS272347R0407		0.280	1
	10	957410	SU202MR-K10	2CDS272347R0427		0.280	1
	13	957434	SU202MR-K13	2CDS272347R0447		0.280	1
	15	957458	SU202MR-K15	2CDS272347R0457		0.280	1
	16	957472	SU202MR-K16	2CDS272347R0467		0.280	1
	20	957496	SU202MR-K20	2CDS272347R0487		0.280	1
	25	957519	SU202MR-K25	2CDS272347R0517		0.280	1
	30	957533	SU202MR-K30	2CDS272347R0527		0.280	1
	32	957557	SU202MR-K32	2CDS272347R0537		0.280	1
35	957571	SU202MR-K35	2CDS272347R0547		0.280	1	
40	957595	SU202MR-K40	2CDS272347R0557		0.280	1	
50	957618	SU202MR-K50	2CDS272347R0577		0.280	1	
60	957632	SU202MR-K60	2CDS272347R0587		0.280	1	
63	957656	SU202MR-K63	2CDS272347R0607		0.280	1	

MCBs

Circuit breaker SU 200 MR series, 10kA



Number of poles	Rated current In A	Bbn 4016779 EAN	Order details		Price 1 piece	Weight 1 piece kg	Pack unit pc.
			Type code	Order code			
3	0.2	958172	SU203MR-K0.2	2CDS273347R0087		0.420	1
	0.3	958196	SU203MR-K0.3	2CDS273347R0117		0.420	1
	0.5	958219	SU203MR-K0.5	2CDS273347R0157		0.420	1
	0.75	958233	SU203MR-K0.75	2CDS273347R0187		0.420	1
	1	958257	SU203MR-K1	2CDS273347R0217		0.420	1
	1.6	958271	SU203MR-K1.6	2CDS273347R0257		0.420	1
	2	958295	SU203MR-K2	2CDS273347R0277		0.420	1
	3	958318	SU203MR-K3	2CDS273347R0317		0.420	1
	4	958332	SU203MR-K4	2CDS273347R0337		0.420	1
	5	958356	SU203MR-K5	2CDS273347R0357		0.420	1
	6	958370	SU203MR-K6	2CDS273347R0377		0.420	1
	8	958394	SU203MR-K8	2CDS273347R0407		0.420	1
	10	958417	SU203MR-K10	2CDS273347R0427		0.420	1
	13	958431	SU203MR-K13	2CDS273347R0447		0.420	1
	15	958455	SU203MR-K15	2CDS273347R0457		0.420	1
	16	958479	SU203MR-K16	2CDS273347R0467		0.420	1
	20	958493	SU203MR-K20	2CDS273347R0487		0.420	1
	25	958516	SU203MR-K25	2CDS273347R0517		0.420	1
	30	958530	SU203MR-K30	2CDS273347R0527		0.420	1
	32	958554	SU203MR-K32	2CDS273347R0537		0.420	1
35	958578	SU203MR-K35	2CDS273347R0547		0.420	1	
40	958592	SU203MR-K40	2CDS273347R0557		0.420	1	
50	958615	SU203MR-K50	2CDS273347R0577		0.420	1	
60	958639	SU203MR-K60	2CDS273347R0587		0.420	1	
63	958653	SU203MR-K63	2CDS273347R0607		0.420	1	
4	0.2	959179	SU204MR-K0.2	2CDS274347R0087		0.560	1
	0.3	959193	SU204MR-K0.3	2CDS274347R0117		0.560	1
	0.5	959216	SU204MR-K0.5	2CDS274347R0157		0.560	1
	0.75	959230	SU204MR-K0.75	2CDS274347R0187		0.560	1
	1	959254	SU204MR-K1	2CDS274347R0217		0.560	1
	1.6	959278	SU204MR-K1.6	2CDS274347R0257		0.560	1
	2	959292	SU204MR-K2	2CDS274347R0277		0.560	1
	3	959315	SU204MR-K3	2CDS274347R0317		0.560	1
	4	959339	SU204MR-K4	2CDS274347R0337		0.560	1
	5	959353	SU204MR-K5	2CDS274347R0357		0.560	1
	6	959377	SU204MR-K6	2CDS274347R0377		0.560	1
	8	959391	SU204MR-K8	2CDS274347R0407		0.560	1
	10	959414	SU204MR-K10	2CDS274347R0427		0.560	1
	13	959438	SU204MR-K13	2CDS274347R0447		0.560	1
	15	959452	SU204MR-K15	2CDS274347R0457		0.560	1
	16	959476	SU204MR-K16	2CDS274347R0467		0.560	1
	20	959490	SU204MR-K20	2CDS274347R0487		0.560	1
	25	959513	SU204MR-K25	2CDS274347R0517		0.560	1
	30	959537	SU204MR-K30	2CDS274347R0527		0.560	1
	32	959551	SU204MR-K32	2CDS274347R0537		0.560	1
35	959575	SU204MR-K35	2CDS274347R0547		0.560	1	
40	959599	SU204MR-K40	2CDS274347R0557		0.560	1	
50	959612	SU204MR-K50	2CDS274347R0577		0.560	1	
60	959636	SU204MR-K60	2CDS274347R0587		0.560	1	
63	959650	SU204MR-K63	2CDS274347R0607		0.560	1	

MCBs

S 200 series UDC - Universal current range, UL, K characteristic

S 200 UDC-K characteristic

Function: protection and control of the circuits like motors, transformers and auxiliary circuits, against overloads and short-circuits.

Advantages: no nuisance tripping in the case of functional peak currents up to $10 \times I_n$, depending on the series; through its highly sensitive thermostatic bimetal trip, the K-type characteristic offers protection to damageable elements in the overcurrent range; it also provides the best protection to cables and lines.

Applications: commercial and industrial.

Standard: UL 489, CSA 22.2 No. 5

(only DC, please note polarity of device)

Short-circuit current rating (SCCR acc. to UL 489): 14 kA



S 201 UDC

Number of poles	Rated current In A	Bbn 4016779 EAN	Order details		Price 1 piece	Weight 1 piece kg	Pack unit pc.
			Type code	Order code			
1	1	825924	S201UDC-K1	2CDS271517R0217	0.150	10	
	1,6	825948	S201UDC-K1.6	2CDS271517R0257	0.150	10	
	2	825955	S201UDC-K2	2CDS271517R0277	0.150	10	
	3	825962	S201UDC-K3	2CDS271517R0317	0.150	10	
	4	825979	S201UDC-K4	2CDS271517R0337	0.150	10	
	5	825986	S201UDC-K5	2CDS271517R0357	0.150	10	
	6	825993	S201UDC-K6	2CDS271517R0377	0.150	10	
	8	826006	S201UDC-K8	2CDS271517R0407	0.150	10	
	10	826013	S201UDC-K10	2CDS271517R0427	0.150	10	
	13	826020	S201UDC-K13	2CDS271517R0447	0.150	10	
	15	826037	S201UDC-K15	2CDS271517R0457	0.150	10	
	16	826044	S201UDC-K16	2CDS271517R0467	0.150	10	
	20	826051	S201UDC-K20	2CDS271517R0487	0.150	10	
	25	826068	S201UDC-K25	2CDS271517R0517	0.150	10	
	30	826075	S201UDC-K30	2CDS271517R0527	0.150	10	
	32	826082	S201UDC-K32	2CDS271517R0537	0.150	10	
	40	826099	S201UDC-K40	2CDS271517R0557	0.150	10	
50	826105	S201UDC-K50	2CDS271517R0577	0.150	10		
60	826112	S201UDC-K60	2CDS271517R0587	0.150	10		
63	826129	S201UDC-K63	2CDS271517R0607	0.150	10		

MCBs

S 200 series UDC - Universal current range, UL, K characteristic



S 202 UDC

Number of poles	Rated current In A	Bbn 4016779 EAN	Order details		Price 1 piece	Weight 1 piece kg	Pack unit pc.
			Type code	Order code			
2	1	825061	S202UDC-K1	2CDS272517R0217		0.300	5
	1,6	825160	S202UDC-K1.6	2CDS272517R0257		0.300	5
	2	825177	S202UDC-K2	2CDS272517R0277		0.300	5
	3	825184	S202UDC-K3	2CDS272517R0317		0.300	5
	4	825191	S202UDC-K4	2CDS272517R0337		0.300	5
	5	825207	S202UDC-K5	2CDS272517R0357		0.300	5
	6	825214	S202UDC-K6	2CDS272517R0377		0.300	5
	8	825221	S202UDC-K8	2CDS272517R0407		0.300	5
	10	825238	S202UDC-K10	2CDS272517R0427		0.300	5
	13	825245	S202UDC-K13	2CDS272517R0447		0.300	5
	15	825252	S202UDC-K15	2CDS272517R0457		0.300	5
	16	825269	S202UDC-K16	2CDS272517R0467		0.300	5
	20	825276	S202UDC-K20	2CDS272517R0487		0.300	5
	25	825283	S202UDC-K25	2CDS272517R0517		0.300	5
	30	825290	S202UDC-K30	2CDS272517R0527		0.300	5
	32	825306	S202UDC-K32	2CDS272517R0537		0.300	5
	40	825313	S202UDC-K40	2CDS272517R0557		0.300	5
	50	825320	S202UDC-K50	2CDS272517R0577		0.300	5
60	825337	S202UDC-K60	2CDS272517R0587		0.300	5	
63	825344	S202UDC-K63	2CDS272517R0607		0.300	5	

MCBs

S 200 series UDC - Universal current range, UL, Z characteristic

S 200 UDC-Z characteristic

Function: protection and control of the electronic circuits against lower and long duration overloads and short-circuits.

Applications: commercial and industrial.

Standard: UL 489, CSA 22.2 No. 5

(only DC, please note polarity of device)

Short-circuit current rating (SCCR acc. to UL 489): 14 kA



S 201 UDC




S 202 UDC

Number of poles	Rated current In A	Bbn 4016779 EAN	Order details		Price 1 piece	Weight 1 piece kg	Pack unit pc.
			Type code	Order code			
1	1	826136	S201UDC-Z1	2CDS271517R0218		0.150	10
	1,6	826143	S201UDC-Z1.6	2CDS271517R0258		0.150	10
	2	826150	S201UDC-Z2	2CDS271517R0278		0.150	10
	3	826167	S201UDC-Z3	2CDS271517R0318		0.150	10
	4	826174	S201UDC-Z4	2CDS271517R0338		0.150	10
	5	826181	S201UDC-Z5	2CDS271517R0358		0.150	10
	6	826198	S201UDC-Z6	2CDS271517R0378		0.150	10
	8	826204	S201UDC-Z8	2CDS271517R0408		0.150	10
	10	826211	S201UDC-Z10	2CDS271517R0428		0.150	10
	15	826228	S201UDC-Z15	2CDS271517R0458		0.150	10
	16	826235	S201UDC-Z16	2CDS271517R0468		0.150	10
	20	826242	S201UDC-Z20	2CDS271517R0488		0.150	10
	25	826259	S201UDC-Z25	2CDS271517R0518		0.150	10
	30	826266	S201UDC-Z30	2CDS271517R0528		0.150	10
	32	826273	S201UDC-Z32	2CDS271517R0538		0.150	10
	40	826280	S201UDC-Z40	2CDS271517R0558		0.150	10
	50	826297	S201UDC-Z50	2CDS271517R0578		0.150	10
60	826303	S201UDC-Z60	2CDS271517R0588		0.150	10	
63	826310	S201UDC-Z63	2CDS271517R0608		0.150	10	
2	1	825351	S202UDC-Z1	2CDS272517R0218		0.300	5
	1,6	825368	S202UDC-Z1.6	2CDS272517R0258		0.300	5
	2	825375	S202UDC-Z2	2CDS272517R0278		0.300	5
	3	825382	S202UDC-Z3	2CDS272517R0318		0.300	5
	4	825399	S202UDC-Z4	2CDS272517R0338		0.300	5
	5	825405	S202UDC-Z5	2CDS272517R0358		0.300	5
	6	825412	S202UDC-Z6	2CDS272517R0378		0.300	5
	8	825429	S202UDC-Z8	2CDS272517R0408		0.300	5
	10	825436	S202UDC-Z10	2CDS272517R0428		0.300	5
	15	825443	S202UDC-Z15	2CDS272517R0458		0.300	5
	16	825450	S202UDC-Z16	2CDS272517R0468		0.300	5
	20	825467	S202UDC-Z20	2CDS272517R0488		0.300	5
	25	825474	S202UDC-Z25	2CDS272517R0518		0.300	5
	30	825481	S202UDC-Z30	2CDS272517R0528		0.300	5
	32	825498	S202UDC-Z32	2CDS272517R0538		0.300	5
	40	825504	S202UDC-Z40	2CDS272517R0558		0.300	5
	50	825511	S202UDC-Z50	2CDS272517R0578		0.300	5
60	825528	S202UDC-Z60	2CDS272517R0588		0.300	5	
63	825535	S202UDC-Z63	2CDS272517R0608		0.300	5	

MCB SN 201. The details make the difference

A range designed to ensure efficiency and protection





Space for insulated screwdrivers: the larger neutral hole allows the use of an insulated screwdriver to tighten the screws of both wire terminals, ensuring maximum safety of the operation.



Two bistable fixing devices for maximum ease of use: due to larger size of the DIN rail fixing system, made with 2 bistable fixing devices, the same screwdriver used for tightening the terminals can also be used for assembling and disassembling the device.



With the practical label carrier fitted in the SN201 circuit-breakers you can give maximum visibility to the information relating to the protected loads.



The SN201 fully integrates with the range of System pro M compact® miniature circuit-breakers, sharing the wide selection of accessories available through a dedicated interface (half module), which also can be used as auxiliary contact.

Miniature circuit-breakers

SN 201 series - 1P+N in one module housing



SN 201

General Data	Standards		
	Poles		
	Tripping characteristics		
	Rated current I_n	A	
	Rated frequency f	Hz	
	Rated insulation voltage U_i acc. to DIN EN 60664-1	V	
	Overvoltage category		
	Pollution degree		
	Data acc. to IEC/EN 60898-1	Rated operational voltage U_n	V
		Max. power frequency recovery voltage (U_{max})	V
Min. operating voltage		V	
Rated short-circuit capacity I_{cn}		kA	
Rated making and breaking capacity of one individual pole I_{cnt}		kA	
Energy limiting class (B, C up to 40A)			
Rated impulse withstand voltage $U_{imp.}$ (1.2/50 μ s)		kV	
Dielectric test voltage		kV	
Reference temperature for tripping characteristics		$^{\circ}$ C	
Electrical endurance		operations	
Data acc. to IEC/EN 60947-2	Rated ultimate short-circuit breaking capacity I_{cu}	kA	
	Rated service short-circuit breaking capacity I_{cs}	kA	
Mechanical Data	Housing		
	Toggle		
	Contact position indication		
	Protection degree acc. to EN 60529		
	Mechanical endurance	operations	
	Shock resistance acc. to IEC/EN 60068-2-27		
	Vibration resistance acc. to IEC/EN 60068-2-6		
	Environmental conditions (damp heat) acc. to IEC/EN 60068-2-30	$^{\circ}$ C/RH	
	Ambient temperature (with daily average $\leq +35^{\circ}$ C)	$^{\circ}$ C	
	Storage temperature	$^{\circ}$ C	
Installation	Cross-section of conductors (top/bottom) Stranded / Solid	mm ²	
	Cross-section of conductors (top/bottom) Flexible	mm ²	
	Tightening Torque	Nm	
	Mounting		
	Mounting Position		
	Supply		
Dimensions and weight	Pole dimensions (H x D x W)	mm	
	Pole weight	g	
Combination with aux. elements	Auxiliary contact		
	Signal contact/auxiliary switch		
	Shunt trip		
	Undervoltage release		

*1 SN201 and SN201M series in B and D characteristic are available for rated current $I_n \geq 6$ A

Miniature circuit-breakers

SN 201 series - 1P+N in one module housing

SN 201 L	SN 201	SN 201 M
IEC/EN 60898		
1P + N		
B, C	B, C, D	B, C
2...40 A *1		
50 / 60 Hz		
500 V AC		
III		
2		
230 V AC		
254 V AC 1P: 60 V DC 1P+N: 125 V DC		
12 V AC - 12 V DC		
4.5 kA	6 kA	10 kA
4.5 kA	6 kA	6 kA
3		
4 kV (test voltage 6,2kV at sea level, 5kV at 2000m)		
2.5 kV (50 / 60Hz, 1 min.)		
30°C		
10.000 operations		
6 kA	10 kA	10 kA
4.5 kA	6 kA	7.5 kA
Insulation group II, RAL 7035		
Insulation group IIIA, black, sealable in ON/OFF positions		
Marking on toggle (I ON / 0 OFF)		
Housing: IP4X; Terminals: IP2X		
20.000 operations		
30 g - 2 shocks - 13 ms		
0.35mm or 5g - 20 cycles at 5...150...5 Hz without load		
28 cycles with 55°C/90-96% and 25°C/95-100%		
-25 ... +55°C		
-40 ... +70°C		
16 mm ² / 16 mm ²		
10 mm ² / 10 mm ²		
1.2 Nm		
On DIN rail 35 mm acc. to EN 60715 by fast clip		
any		
optional (supply from top/bottom)		
85 x 68.9 x 17.6 mm		
ca. 110 g		
Yes		
Yes		
Yes (with coupling interface)		
Yes (with coupling interface)		

MCBs

SN 201 L series B and C characteristic

SN 201 L - B characteristic

Function: overload and short-circuit protection of circuits in final distribution; protection of long cable lengths in TN and IT systems.

Applications: residential.

Standard: IEC/EN 60898

Icn: 4.5 kA



SN 201 L

Number of poles	Rated current In A	Bbn 8012542 EAN	Order details		Price 1 piece	Weight 1 piece kg	Pack unit pc.
			Type code	Order code			
1+N	2	087366	SN201LB2	2CSS245101R0025	0.110	6	
	4	087465	SN201LB4	2CSS245101R0045	0.110	6	
	6	087564	SN201LB6	2CSS245101R0065	0.110	6	
	10	087663	SN201LB10	2CSS245101R0105	0.110	6	
	16	087762	SN201LB16	2CSS245101R0165	0.110	6	
	20	087861	SN201LB20	2CSS245101R0205	0.110	6	
	25	087960	SN201LB25	2CSS245101R0255	0.110	6	
	32	088066	SN201LB32	2CSS245101R0325	0.110	6	
	40	088165	SN201LB40	2CSS245101R0405	0.110	6	

SN 201 L - C characteristic

Function: overload and short-circuit protection of circuits in final distribution; protection of resistive and inductive loads with low inrush current.

Applications: residential.

Standard: IEC/EN 60898

Icn: 4.5 kA

Number of poles	Rated current In A	Bbn 8012542 EAN	Order details		Price 1 piece	Weight 1 piece kg	Pack unit pc.
			Type code	Order code			
1+N	2	088264	SN201LC2	2CSS245101R0024	0.110	6	
	4	088363	SN201LC4	2CSS245101R0044	0.110	6	
	6	088462	SN201LC6	2CSS245101R0064	0.110	6	
	10	088561	SN201LC10	2CSS245101R0104	0.110	6	
	16	088660	SN201LC16	2CSS245101R0164	0.110	6	
	20	088769	SN201LC20	2CSS245101R0204	0.110	6	
	25	088868	SN201LC25	2CSS245101R0254	0.110	6	
	32	088967	SN201LC32	2CSS245101R0324	0.110	6	
	40	089063	SN201LC40	2CSS245101R0404	0.110	6	

MCBs

SN 201 series B and C characteristic



SN 201

SN 201 - B characteristic

Function: overload and short-circuits protection of circuits in final distribution; protection of long cable lengths in TN and IT systems.

Applications: residential and commercial.

Standard: IEC/EN 60898

Icn: 6 kA

Number of poles	Rated current In A	Bbn 8012542 EAN	Order details		Price 1 piece	Weight 1 piece kg	Pack unit pc.
			Type code	Order code			
1+N	6	090762	SN201B6	2CSS255101R0065		0.110	6
	10	090861	SN201B10	2CSS255101R0105		0.110	6
	16	090960	SN201B16	2CSS255101R0165		0.110	6
	20	091066	SN201B20	2CSS255101R0205		0.110	6
	25	091165	SN201B25	2CSS255101R0255		0.110	6
	32	091264	SN201B32	2CSS255101R0325		0.110	6
	40	091363	SN201B40	2CSS255101R0405		0.110	6

SN 201 - C characteristic

Function: overload and short-circuit protection of circuits in final distribution; protection of resistive and inductive loads with low inrush current.

Applications: residential and commercial.

Standard: IEC/EN 60898

Icn: 6 kA

Number of poles	Rated current In A	Bbn 8012542 EAN	Order details		Price 1 piece	Weight 1 piece kg	Pack unit pc.
			Type code	Order code			
1+N	2	091462	SN201C2	2CSS255101R0024		0.110	6
	4	091561	SN201C4	2CSS255101R0044		0.110	6
	6	091660	SN201C6	2CSS255101R0064		0.110	6
	10	091769	SN201C10	2CSS255101R0104		0.110	6
	13	091868	SN201C13	2CSS255101R0134		0.110	6
	16	091967	SN201C16	2CSS255101R0164		0.110	6
	20	092063	SN201C20	2CSS255101R0204		0.110	6
	25	092162	SN201C25	2CSS255101R0254		0.110	6
	32	092261	SN201C32	2CSS255101R0324		0.110	6
	40	092360	SN201C40	2CSS255101R0404		0.110	6

MCBs

SN 201 series D characteristic

SN 201 - D characteristic

Function: protection and control of the circuits against overloads and short-circuits in final distribution; protection for circuits which supply loads with high inrush current at the circuit closing.

Applications: residential and commercial.

Standard: IEC/EN 60898

Icn: 6 kA



SN 201

Number of poles	Rated current In A	Bbn 8012542 EAN	Order details		Price 1 piece	Weight 1 piece kg	Pack unit pc.
			Type code	Order code			
1+N	6	092469	SN201D6	2CSS255101R0061		0.110	6
	10	092568	SN201D10	2CSS255101R0101		0.110	6
	16	092667	SN201D16	2CSS255101R0161		0.110	6
	20	092766	SN201D20	2CSS255101R0201		0.110	6
	25	092865	SN201D25	2CSS255101R0251		0.110	6
	32	092964	SN201D32	2CSS255101R0321		0.110	6
	40	093060	SN201D40	2CSS255101R0401		0.110	6

MCBs

SN 201 M series B and C characteristic

SN 201 M - B characteristic

Function: overloads and short-circuit protection of circuits in final distribution; protection of long cable lengths in TN and IT systems.

Applications: residential and commercial.

Standard: IEC/EN 60898

Icn: 10 kA



SN 201 M

Number of poles	Rated current In A	Bbn 8012542 EAN	Order details		Price 1 piece	Weight 1 piece kg	Pack unit pc.
			Type code	Order code			
1+N	6	093152	SN201MB6	2CSS275101R0065	0.110	6	
	10	093251	SN201MB10	2CSS275101R0105	0.110	6	
	16	093350	SN201MB16	2CSS275101R0165	0.110	6	
	20	093459	SN201MB20	2CSS275101R0205	0.110	6	
	25	093558	SN201MB25	2CSS275101R0255	0.110	6	
	32	093657	SN201MB32	2CSS275101R0325	0.110	6	
	40	093756	SN201MB40	2CSS275101R0405	0.110	6	

SN 201 M - C characteristic

Function: overload and short-circuit protection of circuits in final distribution; protection of resistive and inductive loads with low inrush current.

Applications: residential and commercial.

Standard: IEC/EN 60898

Icn: 10 kA

Number of poles	Rated current In A	Bbn 8012542 EAN	Order details		Price 1 piece	Weight 1 piece kg	Pack unit pc.
			Type code	Order code			
1+N	2	093862	SN201MC2	2CSS275101R0024	0.110	6	
	4	093961	SN201MC4	2CSS275101R0044	0.110	6	
	6	094067	SN201MC6	2CSS275101R0064	0.110	6	
	10	094166	SN201MC10	2CSS275101R0104	0.110	6	
	16	094265	SN201MC16	2CSS275101R0164	0.110	6	
	20	094364	SN201MC20	2CSS275101R0204	0.110	6	
	25	094463	SN201MC25	2CSS275101R0254	0.110	6	
	32	094562	SN201MC32	2CSS275101R0324	0.110	6	
	40	094661	SN201MC40	2CSS275101R0404	0.110	6	

MCBs

S 200 80A-100A series technical features



S 200 80-100A

S 200 80A-100A	
General Data	
Standards	IEC/EN 60898-1, IEC/EN 60947-2
Poles	1P, 2P, 3P, 4P, 1P+N, 3P+N
Tripping characteristics	B, C
Rated current I_n	80 A, 100 A
Rated frequency f	50/60 Hz
Rated insulation voltage U_i acc. to IEC/EN 60664-1 (VDE 0110-1)	440 V AC
Oversvoltage category	III
Pollution degree	2
IEC/EN 60898-1	
Rated operational voltage U_n	1P: 230/400 V AC; 1P+N: 230 V AC; 2P, 3P, 4P, 3P+N: 400 V AC
Max. power frequency recovery voltage U_{max}	1P: 253/440 V AC; 1P+N: 253 V AC; 2P, 3P, 4P, 3P+N: 440 V AC
Min. operating voltage	12 V AC
Rated short-circuit capacity I_{cn}	6 kA
Rated impulse withstand voltage U_{imp} (1.2/50 μ s)	4 kV (test voltage 6.2 kV at sea level, 5 kV at 2,000 m)
Dielectrical test voltage	2 kV (50/60 Hz, 1 min.)
Reference temperature for tripping characteristics	B, C: 30 °C
Electrical endurance	10,000 ops. (AC); one cycle 2 s - ON, 28 s - OFF
IEC/EN 60947-2	
Rated operational voltage U_e	1P, 1P+N: 230 V AC; 2P, 3P, 4P, 3P+N: 400 V AC
Max. power frequency recovery voltage U_{max}	1P, 1P+N: 253 V AC; 2P, 3P, 4P, 3P+N: 440 V AC
Min. operating voltage	12 V AC
Rated ultimate short-circuit breaking capacity I_{cu}	6 kA
Rated service short-circuit breaking capacity I_{cs}	6 kA
Rated impulse withstand voltage U_{imp} (1.2/50 μ s)	4 kV (test voltage 6.2 kV at sea level, 5 kV at 2,000 m)
Dielectrical test voltage	2 kV (50/60 Hz, 1 min.)

MCBs

S 200 80A-100A series technical features

Reference temperature for tripping characteristics	B, C: 55 °C
Electrical endurance	10,000 ops. (AC); one cycle 2 s - ON, 28 s - OFF
Mechanical data	
Housing	Insulation group I, RAL 7035
Toggle	Insulation group II, black, sealable
Contact position indication	Real CPI (red ON/green OFF)
Protection degree acc. to DIN EN 60529	IP20 ³⁾ , IP40 in enclosure with cover
Mechanical endurance	20,000 ops.
Shock resistance acc. to DIN EN 60068-2-27	25 g, 2 shocks, 13 ms
Vibration resistance acc. to DIN EN 60068-2-6	5 g, 20 cycles at 5...150...5 Hz at 0.8 I _n
Environmental conditions (Damp heat cyclic) acc. to DIN EN 60068-2-30	28 cycles with 55 °C/90-96 % and 25 °C/95-100 %
Ambient temperature	-25 ... +55 °C
Storage temperature	-40 ... +70 °C
S 200 80A-100A	
Installation	
Terminal	Failsafe bi-directional cache clamp
Cross-section of conductors (top/bottom)	solid, stranded: 50 mm ² / 50 mm ² flexible: 50 mm ² / 50 mm ²
Cross-section of busbars (top/bottom)	16 mm ² / 16 mm ²
Torque	3.0 Nm
Screwdriver	Nr. 2 Pozidriv
Mounting	On DIN rail 35 mm acc. to EN 60715 by fast clip
Mounting position	any
Supply	any
Dimensions and weight	
Mounting dimensions acc. to DIN 43880	Mounting dimension 1
Pole dimensions (H x T x B)	88.8 x 69 x 17.5
Pole weight	approx. 126 g
Combination with auxiliary elements	
Auxiliary contact	Yes
Signal/auxiliary contact	Yes
Shunt trip	Yes
Unervoltage release	Yes
Motor Operating Device	Yes

MCBs

S 200 80A-100A



S 201 80-100A



S 202 80-100A



S 203 80-100A



S 204 80-100A



S 201 80-100A NA



S 203 80-100A NA

The miniature circuit breakers of the System pro M compact® series S 200 provide state-of-the-art safety and comfort. They stand out due to their high performance and the wide range of accessories and approvals.

The additional electrical currents 80 A and 100 A complement the current portfolio of the System pro M compact® and offer maximum performance in a single module width.

- Clear contact position indication in red/green (“real CPI”)
- Unique, patented twin terminal with captive screws and an increased opening for cables up to max. 50 mm², finger-proof (IP20)
- Busbar slot in the back for best visibility during installation
- High performance in building installations and industrial applications up to 6 kA at U_e = 400 V AC acc. to IEC/EN 60947-2 and IEC/EN 60898-1
- Individual product identification code
- Approved acc. to IEC/EN 60898-1 and IEC/EN 60947-2 for global use

Number of poles	Rated current In A	Bbn 4016779 EAN	Order details		Price 1 piece	Weight 1 piece kg	Pack unit pc.
			Type code	Order code			
B characteristic							
1	80	916516	S201-B80	2CDS251001R0805		0.128	10
	100	916530	S201-B100	2CDS251001R0825		0.128	10
2	80	916677	S202-B80	2CDS252001R0805		0.256	5
	100	916691	S202-B100	2CDS252001R0825		0.256	5
3	80	916271	S203-B80	2CDS253001R0805		0.384	1
	100	916295	S203-B100	2CDS253001R0825		0.384	1
4	80	916431	S204-B80	2CDS254001R0805		0.512	1
	100	916455	S204-B100	2CDS254001R0825		0.512	1
1+NA	80	916592	S201-B80NA	2CDS251103R0805		0.256	5
	100	916615	S201-B100NA	2CDS251103R0825		0.256	5
3+NA	80	916356	S203-B80NA	2CDS253103R0805		0.512	1
	100	916370	S203-B100NA	2CDS253103R0825		0.512	1
C characteristic							
1	80	916509	S201-C80	2CDS251001R0804		0.128	10
	100	916523	S201-C100	2CDS251001R0824		0.128	10
2	80	916660	S202-C80	2CDS252001R0804		0.256	5
	100	916684	S202-C100	2CDS252001R0824		0.256	5
3	80	916264	S203-C80	2CDS253001R0804		0.384	1
	100	916288	S203-C100	2CDS253001R0824		0.384	1
4	80	916424	S204-C80	2CDS254001R0804		0.512	1
	100	916448	S204-C100	2CDS254001R0824		0.512	1
1+NA	80	916585	S201-C80NA	2CDS251103R0804		0.256	5
	100	916608	S201-C100NA	2CDS251103R0824		0.256	5
3+NA	80	916349	S203-C80NA	2CDS253103R0804		0.512	1
	100	916363	S203-C100NA	2CDS253103R0824		0.512	1

SMCBs

S750 series DR technical features



S750 DR

		S 750 DR		
General Data	Standards	IEC/EN 60947-2		
	Poles	1P, 2P, 3P, 4P		
	Tripping characteristics	$E_{selective}, K_{selective}$		
	Rated current I_n	A	16...63	
	Rated frequency f	Hz	50/60	
Electrical Data acc. to IEC/ EN 60947-2	Rated operational voltage U_e	V AC	230 (1-pole), 400 (2-, 3-, 4-pole)	
	Rated breaking capacity I_{cu}	kA	25	
	Rated service breaking capacity I_{cs}	kA	12.5	
	Rated insulation voltage U_i	V	690	
	Selectivity limit current $Is1$	rated breaking capacity of downstream breaker (min.) – see selectivity tables		
	Overvoltage category	IV		
	Pollution degree	3		
	Rated impulse withstand voltage $U_{imp.}$	kV	6	
	Impulse withstand voltage acc. to IEC 60364-5-53 (at 2000m above sea level)	kV	8	
	Impulse withstand test voltage (1.2/50 μ s)	kV	9.8	
	Isolation function acc. to IEC 60364-5-53	yes		
	Dielectric test voltage (50/60 Hz, 1 min.)	kV	2 (50/60 Hz, 1 min.)	
	Mechanical Data	Contact position indication	via toggle (I-ON / O-OFF), via trip indicator (red-ON / green-OFF)	
IP protection degree acc. to IEC/EN 60529		IP40 (when protected by cabinet cover)		
Shock resistance acc. to IEC / EN 60068-2-27		25 g, min. 3 shocks, duration 13 ms		
Vibration resistance acc. to IEC/EN 60068-2-6		2 g, 20 cycles 5...150...5 Hz		
Environmental conditions (damp heat cyclic) acc. to IEC/EN 60068-2-30		$^{\circ}$ C/ RH	28 cycles: 55 / 90...96 – 25 / 95...100	
Ambient temperature		$^{\circ}$ C	-25 ... +55	
Storage temperature		$^{\circ}$ C	-40 ... +70	
Installation	Wire connection (Top)	frame terminal to connect solid and rigid stranded conductors incl. flexible conductors 2.5...50 mm ²		
	Wire connection (Bottom)	frame terminal to connect solid and rigid stranded conductors incl. flexible conductors 2.5...50 mm ²		
	Max. torque	Nm	2.5...3	
	Recommended Screwdriver	slotted: 1 x 5.5, Pozidrive: PZ 2		
	Mounting	DIN rail 35 mm acc. to EN 60715		
	Locking	integrated blocking device, additional locking by 3 mm padlock, 1mm seal wire or cabel binder		
	Mounting position	any		
Dimensions and weight	Size acc. to DIN 43880	3		
	Width	mm	27 (per pole)	
	Pole dimensions (H x D x W)	mm	see drawings	
	Pole weight	g	see order tables	
Accessories	3 mm padlock			

SMCBs

S750 series DR- selective main circuit-breakers, E_{selective} characteristic

S750 series DR

Selective main circuit-breakers of the S 750 DR series are SMCBs based on DIN VDE 0641-21 with voltage-independent operating principle. This means that they do not rely on a control circuit to make or break contact (SHU) and are therefore particularly suitable for use in energy distributionsystems with maximum availability requirements. They offer total selectivity to downstream MCBs and outstanding selectivity to upstream protective devices due to unique current limiting selectivity.



S751 DR



S752 DR



S753 DR



S754 DR

Number of poles	Rated current In A	Bbn 4016779 EAN	Order details		Price 1 piece	Weight 1 piece kg	Pack unit pc.
			Type code	Order code			
1	16	878968	S751DR-E16	2CDH781010R0162		0.35	3
	20	878975	S751DR-E20	2CDH781010R0202		0.35	3
	25	878982	S751DR-E25	2CDH781010R0252		0.35	3
	32	878999	S751DR-E32	2CDH781010R0322		0.35	3
	40	879019	S751DR-E40	2CDH781010R0402		0.35	3
	50	879026	S751DR-E50	2CDH781010R0502		0.35	3
	63	879033	S751DR-E63	2CDH781010R0632		0.35	3
2	16	879361	S752DR-E16	2CDH782010R0162		0.7	2
	20	879378	S752DR-E20	2CDH782010R0202		0.7	2
	25	879385	S752DR-E25	2CDH782010R0252		0.7	2
	32	879392	S752DR-E32	2CDH782010R0322		0.7	2
	40	879415	S752DR-E40	2CDH782010R0402		0.7	2
	50	879422	S752DR-E50	2CDH782010R0502		0.7	2
	63	879439	S752DR-E63	2CDH782010R0632		0.7	2
3	16	879569	S753DR-E16	2CDH783010R0162		1.05	1
	20	879576	S753DR-E20	2CDH783010R0202		1.05	1
	25	879583	S753DR-E25	2CDH783010R0252		1.05	1
	32	879590	S753DR-E32	2CDH783010R0322		1.05	1
	40	879613	S753DR-E40	2CDH783010R0402		1.05	1
	50	879620	S753DR-E50	2CDH783010R0502		1.05	1
	63	879637	S753DR-E63	2CDH783010R0632		1.05	1
4	16	879767	S754DR-E16	2CDH784010R0162		1.4	1
	20	879774	S754DR-E20	2CDH784010R0202		1.4	1
	25	879781	S754DR-E25	2CDH784010R0252		1.4	1
	32	879798	S754DR-E32	2CDH784010R0322		1.4	1
	40	879811	S754DR-E40	2CDH784010R0402		1.4	1
	50	879828	S754DR-E50	2CDH784010R0502		1.4	1
	63	879835	S754DR-E63	2CDH784010R0632		1.4	1

Due to the lack of international product standards for SMCB, S750DR products as given in this catalogue are certified acc. to IEC/EN 60947-2. If requested, S750 (for 40mm busbar systems) and S750DR (for DIN rail mounting) are also available with a certification based on a German SMCB standard. Please contact your ABB office for further information.

SMCBs

S750 DR series - selective main circuit-breakers, $K_{selective}$ characteristic



S751 DR



S752 DR



S753 DR



S754 DR

Number of poles	Rated current In A	Bbn 4016779 EAN	Order details		Price 1 piece	Weight 1 piece kg	Pack unit pc.
			Type code	Order code			
1	16	879064	S751DR-K16	2CDH781010R0467	0.35	0.35	3
	20	879071	S751DR-K20	2CDH781010R0487			
	25	879088	S751DR-K25	2CDH781010R0517			
	32	879095	S751DR-K32	2CDH781010R0537			
	40	879118	S751DR-K40	2CDH781010R0557			
	50	879125	S751DR-K50	2CDH781010R0577			
	63	879132	S751DR-K63	2CDH781010R0607			
2	16	879460	S752DR-K16	2CDH782010R0467	0.7	0.7	2
	20	879477	S752DR-K20	2CDH782010R0487			
	25	879484	S752DR-K25	2CDH782010R0517			
	32	879491	S752DR-K32	2CDH782010R0537			
	40	879514	S752DR-K40	2CDH782010R0557			
	50	879521	S752DR-K50	2CDH782010R0577			
	63	879538	S752DR-K63	2CDH782010R0607			
3	16	879668	S753DR-K16	2CDH783010R0467	1.05	1.05	1
	20	879675	S753DR-K20	2CDH783010R0487			
	25	879682	S753DR-K25	2CDH783010R0517			
	32	879699	S753DR-K32	2CDH783010R0537			
	40	879712	S753DR-K40	2CDH783010R0557			
	50	879729	S753DR-K50	2CDH783010R0577			
	63	879736	S753DR-K63	2CDH783010R0607			
4	16	879866	S754DR-K16	2CDH784010R0467	1.4	1.4	1
	20	879873	S754DR-K20	2CDH784010R0487			
	25	879880	S754DR-K25	2CDH784010R0517			
	32	879897	S754DR-K32	2CDH784010R0537			
	40	879910	S754DR-K40	2CDH784010R0557			
	50	879927	S754DR-K50	2CDH784010R0577			
	63	879934	S754DR-K63	2CDH784010R0607			

SMCBs

S700 series technical features



S700

		S 700		
General Data	Standards	E DIN VDE 0645:2003-09, partly acc. to IEC EN 60947-2		
	Poles	1P, 2P, 3P, 4P		
	Tripping characteristics	$E_{selective}$, $K_{selective}$		
	thermal tripping	1.05 ... 1.2 x I _n		
	short-time delayed tripping	E: 5 ... 6.25 x I _n K: 10 ... 14 x I _n (≤ 50 A), 8 ... 12 x I _n (≥ 63 A)		
	minimum tripping delay	ms	10	
	Rated insulation voltage U _i acc. to IEC/EN 60664-1	V AC	690	
	Rated current I _n	A	E: 10, 80, 100; K: 80, 100	
	Rated frequency f	Hz	50 / 60	
	Electrical Data	Rated operational voltage U ⁿ	V AC	1P: 230 / 400; 2...4P: 400
Rated breaking capacity I ^m		kA	25	
Selectivity limit current I _{s1}		Rated breaking capacity of the downstream MCB (see selectivity tables)		
Overvoltage category		IV		
Pollution degree		3		
Rated impulse withstand voltage U _{imp.}		kV	6	
Impulse withstand voltage acc. to IEC 60364-5-53, clause 536.2 (at 2000m over sea level)		kV	8	
Impulse withstand test voltage (1.2/50μs) at sea level				
new condition		kV	12.3	
after use		kV	9.8	
Isolation function acc. to IEC 60364-5-53		yes		
Dielectric test voltage (50/60 Hz, 1 min.)		kV	2	
Mechanical Data	Contact position indication	Toggle (I ON / 0 OFF); Real CPI (red ON / green OFF)		
	IP protection degree acc. to IEC/EN 60529	IP40 (in enclosure with cover, cut-out dimension 46mm)		
	Mechanical switching cycles			
	without load	ops.	1000	
	with rated current	ops.	1000	
	Shock resistance acc. to IEC/EN 60068-2-27	25 g - 3 shocks - 13 ms		
	Vibration resistance acc. to IEC/EN 60068-2-6	2 g, 20 cycles 5...150...5Hz		
	Environmental conditions (damp heat cyclic) acc. to IEC/EN 60068-2-30	°C/ RH	28 cycles: 55°C/90...96% - 25°C/95...100%	
	Ambient temperature	°C	-25 ... +55	
	Storage temperature	°C	-40 ... +70	
Installation	Terminal type	Saddle terminal		
	Terminal size top / bottom	mm ²	Capable to connect solid and rigid stranded conductors incl. flexible conductors 2.5...50 / 70	
	Terminal screws tightening torque	Nm	3...3.5	
	Max. torque for surface mounting	Nm	2.5 ... 3 (only fl at-headed screws, no circlips)	
	Recommended screwdriver	Slot: 1 x 5.5, cross slot: PZ 2		
	Mounting	Surface mounting with 2 screws, DIN rail mounting (35 mm DIN rail acc. to EN 60715, 40 mm busbar systems 4/5-pole, 5/10 mm x 12 mm)		
	Mounting position	any		
	Supply side/load side	any		
	Dimensions and weight	Size acc. to DIN 43880	5 (mounting on DIN-Rail); 6 (mounting on busbar)	
		Width	2 modules / pole	
	Pole dimensions (H x D x W)	see drawings		
	Pole weight	see order tables		
Accessories	Optional: version with factory assembled auxiliary switch (2 change-over contacts) Terminal covers Handle covers Busbar adapters DIN rail adapters Locking devices			

SMCBs

S700 series - selective main circuit-breakers, $E_{\text{selective}}$ characteristic

S700 E characteristic

Breakers of the S700 series are selective main circuit-breakers (SMCB) for overcurrent protection in electrical installations. They have total selectivity to downstream MCBs and outstanding selectivity to upstream protective devices due to unique current limiting selectivity. Since S700 breakers are designed for overvoltage category IV and incorporate isolation function, they are predestinated for the use in any main distribution cabinet or meter board.

The S700 product range is completed by a broad range of accessories. With dedicated adapters, S700 products can be assembled on flat surfaces, on DIN rails or 40 mm busbar systems. To adapt S700 to different installations, they are available 1- to 4-pole with tripping characteristic E and K - optional with factory assembled auxiliary switch.



S701

Number of poles	Rated current In A	Bbn 4012233 EAN	Order details		Price 1 piece	Weight 1 piece kg	Pack unit pc.
			Type code	Order code			
1	10	522507	S701-E10	GHS7015001R0449	0.55	3	
	80	524204	S701-E80	GHS7015001R0629	0.55	3	
	100	524402	S701-E100	GHS7015001R0639	0.55	3	



S702

Number of poles	Rated current In A	Bbn 4016779 EAN	Order details		Price 1 piece	Weight 1 piece kg	Pack unit pc.
			Type code	Order code			
2	80	109604	S702-E80	GHS7025001R0629	1.1	2	
	100	062503	S702-E100	GHS7025001R0639	1.1	2	

SMCBs

S700 series - selective main circuit-breakers, E_{selective} characteristic



S703

Number of poles	Rated current In A	Bbn 4012233 EAN	Order details		Price 1 piece	Weight 1 piece kg	Pack unit pc.
			Type code	Order code			
3	80	527601	S703-E80	GHS7035001R0629		1.65	1
	100	527809	S703-E100	GHS7035001R0639			



S704

Number of poles	Rated current In A	Bbn 4016779 EAN	Order details		Price 1 piece	Weight 1 piece kg	Pack unit pc.
			Type code	Order code			
4	80	111201	S704-E80	GHS7045001R0629		2.2	1
	100	062602	S704-E100	GHS7045001R0639			

SMCBs

S700 series - selective main circuit-breakers, $K_{\text{selective}}$ characteristic

S700 K characteristic

Breakers of the S700 series are selective main circuit-breakers (SMCB) for overcurrent protection in electrical installations. They have total selectivity to downstream MCBs and outstanding selectivity to upstream protective devices due to unique current limiting selectivity. Since S700 breakers are designed for overvoltage category IV and incorporate isolation function, they are predestinated for the use in any main distribution cabinet or meter board.

The S700 product range is completed by a broad range of accessories. With dedicated adapters, S700 products can be assembled on flat surfaces, on DIN rails or 40 mm busbar systems. To adapt S700 to different installations, they are available 1- to 4-pole with tripping characteristic E and K - optional with factory assembled auxiliary switch.



S701

Number of poles	Rated current In A	Bbn 4012233 EAN	Order details		Price 1 piece	Weight 1 piece kg	Pack unit pc.
			Type code	Order code			
1	80	524105	S701-K80	GHS7015001R0627		0.55	3
	100	524303	S701-K100	GHS7015001R0637			



S702

Number of poles	Rated current In A	Bbn 4016779 EAN	Order details		Price 1 piece	Weight 1 piece kg	Pack unit pc.
			Type code	Order code			
2	80	110402	S702-K80	GHS7025001R0627		1.1	2
	100	110501	S702-K100	GHS7025001R0637			

SMCBs

S700 series - selective main circuit-breakers, $K_{selective}$ characteristic



S703

Number of poles	Rated current In A	Bbn 4012233 EAN	Order details		Price 1 piece	Weight 1 piece kg	Pack unit pc.
			Type code	Order code			
3	80	527502	S703-K80	GHS7035001R0627		1.65	1
	100	527700	S703-K100	GHS7035001R0637			

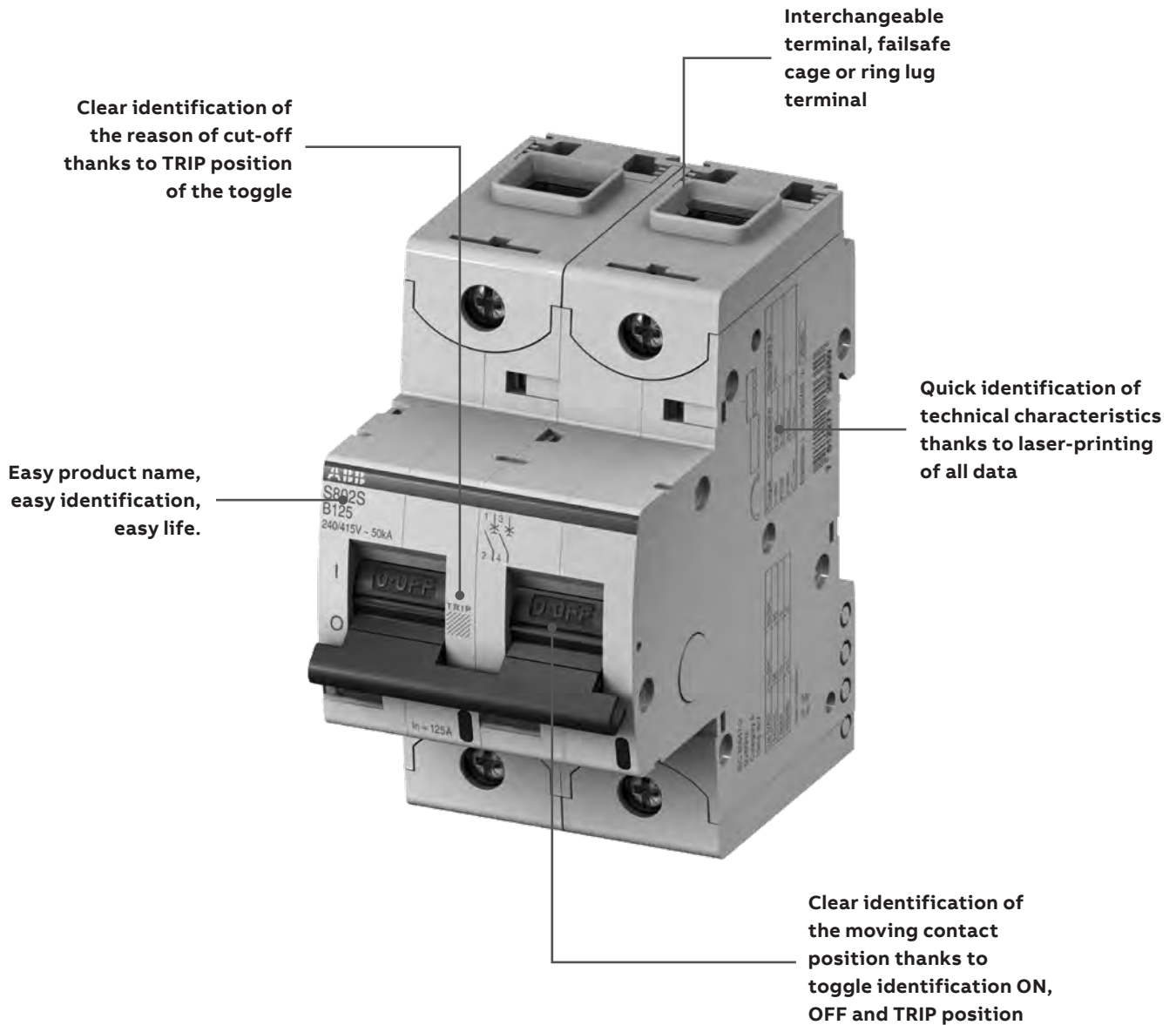


S704

Number of poles	Rated current In A	Bbn 4016779 EAN	Order details		Price 1 piece	Weight 1 piece kg	Pack unit pc.
			Type code	Order code			
4	80	111805	S704-K80	GHS7045001R0627		2.2	1
	100	111904	S704-K100	GHS7045001R0637			

High Performance MCB S800

Incomparable performances





Housing materials

In the S800 range of MCBs for traction, specific materials are used that are classified with a hazard level R26/HL3 according to EN 45545-2. Plastic materials are also classified I2-F3 according to NF F 16-101/102 ("Railway Rolling Stock Fire Behavior-Choice of Materials," and "Railway Rolling Stock Fire Behavior-Choice of Materials, Application to Electrical Equipment,") thus responding to exigency 3.



Shock and vibration resistance

Additionally to the high quality standards and the flammability requirements, rail applications have specific demands that have to be fulfilled like resistance to shocks and vibrations. The resistance to vibrations and shocks of S800 has been positively tested according to: IEC 61373 – 2010 – 05 Edition 2.0 Rolling stock equipment – Shock and vibration tests considering Category 1, Class A and Class B.



Play it safe: display the operational state

The mechanical drive of the S800 high performance MCB is equipped with a trip-free release. The trip position display thereby always reliably displays the exact position of the moving contact. The trip position provides additional trip detection allowing to easily identify the reason for the cut-off. The switch lever moves to the middle position in case of thermal or magnetic tripping.




Cage and ring terminals

The S800 standard equipment with interchangeable terminal adapter for wires, cables and rigid conductors guarantees a high level of flexibility and comfort. Fast and safe connection of the conductors is ensured by the "onboard terminal shutter" integrated into the body of the terminal, thereby preventing incorrect underclamping of the connections.



Reliable: the disconnector properties

In OFF position (0 position), the S800 high performance MCB guarantees safe electrical isolation of the circuit compliant to IEC 60947-2.



Wide range of accessories

S800 MCB range is completed with a wide range of accessories that enlarge the functions of the MCB not only as a protection devices, but even for control and monitor remotely the installation. The range of accessories include auxiliary contacts, aux/signal contacts, remote switching unit, short circuit limiter, shunt operation releases, undervoltage releases and busbars.

MCBs

S800S series technical features

		S800S	S803S-KM	S800S-UC
General Data				
Tripping characteristics		B, C, D, K,	KM	UCB, UCK
Standards		IEC/EN 60947-2, EN 60898-1, UL 1077	IEC/EN 60947-2	IEC/EN 60947-2
Poles		1 ... 4	3	1 ... 4
Rated current I_n	A	0.5 ... 125	10 ... 80	0.5 ... 125
Rated frequency f	Hz	50/60	50/60	50/60
Rated insulation voltage U_i acc. to IEC/EN 60664-1	V	AC 690	AC 690	DC 1000
Rated impulse withstand voltage $U_{imp.}$ (1.2/50 μ s)	kV	8	8	8
Overvoltage category		IV	IV	III
Pollution degree		3	3	2
Suitability for isolation		yes	yes	yes
Data acc. to IEC/EN 60898-1				
Rated operational voltage U_e	V	AC 230/400	-	-
Min. operating voltage	V	AC 12	-	-
Rated short-circuit capacity I_{cn}	kA	Char. B, C, D: 230/400V (10 ... 80A) = 25kA	-	-
Reference temperature for tripping characteristics	°C	30°C (Char. B, C, D)		
Electrical and Mechanical Endurance	ops	10...32 A: 10000 electrical / 10000 mechanical 40...80 A: 6000 electrical / 10000 mechanical	-	-
Service short-circuit capacity I_{cs}	kA	Char. B, C, D: 230/400V (10 ... 80A) = 12,5kA	-	-
Data acc. to IEC/EN 60947-2				
Rated operational voltage U_e	V	AC 400/690 DC 125 (1-pole) DC 250 (2-pole) DC 375 (3-pole) DC 500 (4-pole)	AC 690	DC 250 (1-pole) DC 500 (2-pole) DC 750 (3-pole) DC 750 (4-pole) (63 ... 125 A) DC 1000 (4-pole) (10 ... 50A)
Min. operating voltage	V	AC 12	AC 12	-
Rated ultimate short-circuit capacity I_{cu}	kA	AC 240/415 V = 50 kA AC 254/440 V = 30 kA AC 289/500 V (up to 80 A) = 15 kA AC 289/500 V (100 ... 125 A) = 10 kA AC 400/690 V (up to 80 A) = 6 kA AC 400/690 V (100 ... 125 A) = 4.5 kA DC 125V (1-pole) = 30kA DC 250V (2-pole) = 30kA DC 375V (3-pole) = 30kA DC 500V (4-pole) = 30kA	AC 240/415 V = 50kA AC 254/440V = 30kA AC 400/690V = 6kA DC 375V = 30kA	DC 250 V (1-pole) = 50 kA DC 500 V (2-pole) = 50 kA DC 750 V (3-pole) = 50 kA DC 750 V (4-pole) (63...125A) = 50 kA DC 1000V (4-pole)(10...50A) = 50 kA
Rated service short-circuit capacity I_{cs}	kA	AC 240/415 V = 40 kA AC 254/440 V (up to 80 A) = 22.5 kA AC 254/440 V (100 ... 125 A) = 15 kA AC 289/500 V (up to 80 A) = 11 kA AC 289/500 V (100 ... 125 A) = 5 kA AC 400/690 V (up to 80 A) = 4 kA AC 400/690 V (100 ... 125 A) = 3 kA DC 125V (1-pole) = 30kA DC 250V (2-pole) = 30kA DC 375V (3-pole) = 30kA DC 500V (4-pole) = 30kA	DC 375V = 30kA	DC 250 V (1-pole) = 50 kA DC 500 V (2-pole) = 50 kA DC 750 V (3-pole) = 50 kA DC 750 V (4-pole) (63...125A) = 50 kA DC 1000V (4-pole)(10...50A) = 50 kA
Reference temperature for tripping characteristics	°C	B, C, D: 30°C K: 40°C	only magnetic release	UCB: 30°C UCK: 40°C
Electrical and Mechanical Endurance	ops.	0.5...32 A: 10000 electrical / 10000 mechanical 40...100 A: 6000 electrical / 10000 mechanical 125 A: 4000 electrical / 8000 mechanical	10 ... 32 A: 10000 electrical/ 10000 mechanical 40 ... 80 A: 6000 electrical/ 4000 mechanical	0.5...100 A: 1500 electrical / 10000 mechanical 125 A: 1000 electrical / 8000 mechanical
Data acc. to UL 1077/ C22.2 No 235, Supplementary Protector				
Alternating current: int. cap.		1 240: 30 (0.5...63A) 277: 14 (0.5...63A) 347: 6 (0.5...63A) 2,3,4 240: 30 (0.5...63A) 480 Y/277: 14 (0.5...63A) 600 Y/347: 6 (0.5...63A)		

MCBs

S800S series technical features

S800S / S803S-KM / S800S-UC		
Mechanical Data		
Housing		Material group I, RAL 7035
Toggle		black, lockable
Classification acc. to NF F 126-101, NF F 16-102		I3, F2
Protection degree acc. to EN 60529		IP20; IP40(actuating end only)
Shock resistance acc. to IEC/EN 60068-2-31		IEC 61373 Cat. 1 Class B, 5g / 30ms acc. to IEC 60068-27 Test Ea
Vibration resistance acc. to IEC/EN 60068-2-6		IEC 60068-2-6 Test Fc; 2 - 13.2Hz / 1 mm 13.2 - 100Hz / 0.7g with load 100% x I _e
Environmental conditions (damp heat) acc. to IEC/EN 60068-2-30	°C/RH	12 + 12 cycle with 55°C/90–96% and 25°C/95–100%
Environmental conditions (dry heat) acc. to IEC/EN 60068-2-2 Test B	°C/RH	16 hours 55°C / 2 hours 70°C with damp heat 55%
Ambient temperature	°C	–25... +60
Storage temperature	°C	–40... +70
Installation		
Terminal		Failsafe cage or ringlug terminal
Connections (top/bottom) – C ₀ only	mm ²	1 ... 50 stranded 1 ... 70 flexible
	AWG (S800S only)	10 - 30 A: 14 AWG – 2 AWG 40 - 100 A: 14 AWG – 2 AWG
Tightening torque	Nm	3.5
	in-lbs.	31
Screwdriver		POZI 2
Mounting		EN 60715
Mounting position		any
Supply		any
Dimensions and weight		
Pole dimensions (H x L x W)	mm	82.5 x 95 x 26.5
Pole weight	g	ca. 240

MCBs

S800N series technical features

S800N		
General Data		
Tripping characteristics		B, C, D
Standards		IEC/EN 60947-2, EN 60898-1
Poles		1 ... 4
Rated current I_e	A	6 ... 125
Rated frequency f	Hz	50/60
Rated insulation voltage U_i acc. to IEC/EN 60664-1	V	AC 690
Rated impulse withstand voltage U_{imp} (1.2/50 μ s)	kV	8
Overtoltage category		IV
Pollution degree		3
Suitability for isolation		yes
Data acc. to IEC/EN 60898-1		
Rated operational voltage U_e	V	AC 230/400
Min. operating voltage	V	AC 12
Rated short-circuit capacity I_{cn}	kA	AC 230/400V (10 ... 80 A) = 20 kA
Reference temperature for tripping characteristics	°C	30°C (Char. B, C, D)
Electrical and Mechanical Endurance	ops	10...32 A: 10000 electrical / 10000 mechanical 40...80 A: 6000 electrical / 10000 mechanical
Service short-circuit capacity I_{cs}	kA	230/400V (10 ... 80A) = 10kA
Data acc. to IEC/EN 60947-2		
Rated operational voltage U_e	V	AC 400/690 DC 125 (1-pole) DC 250 (2-pole) DC 375 (3-pole) DC 500 (4-pole)
Min. operating voltage	V	AC 12
Rated ultimate short-circuit capacity I_{cu}	kA	AC 240/415 V = 36 kA AC 254/440 V = 20 kA AC 289/500 V = 10 kA AC 400/690 V = 4.5 kA DC 125 V (1-pole) = 20 kA DC 250 V (2-pole) = 20 kA DC 375 V (3-pole) = 20 kA DC 500 V (4-pole) = 20 kA
Rated service short-circuit capacity I_{cs}	kA	AC 240/415 V = 30 kA AC 254/440 V (up to 63 A) = 15 kA AC 254/440 V (80 ... 125 A) = 10 kA AC 289/500 V (up to 80 A) = 8 kA AC 289/500 V (100 ... 125) = 5 kA AC 400/690 V = 3 kA DC 125 V (1-pole) = 20 kA DC 250 V (2-pole) = 20 kA DC 375 V (3-pole) = 20 kA DC 500 V (4-pole) = 20 kA
Reference temperature for tripping characteristics	°C	30°C
Electrical and Mechanical Endurance	ops.	6 ... 32 A: 10000 electrical/10000 mechanical 40 ... 100A: 6000 electrical/10000 mechanical 125 A: 4000 electrical/8000 mechanical
Mechanical Data		
Housing		Material group I, RAL 7035
Toggle		black, lockable
Classification acc. To NF F 126-101, NF F 16-102		I3, F2
Protection degree acc. to EN 60529		IP20; IP40 (actuating end only)
Shock resistance acc. to IEC/EN 60068-2-30		IEC 61373 Cat. 1 Class B, 5g / 30ms acc. To IEC 60068-27 Test Ea
Vibration resistance acc. to IEC/EN 60068-2-6		IEC 60068-2-6 Test Fc; 2-13.2 Hz/1 mm 13.2-100 Hz/0.7 g with load 100% x I_e
Environmental conditions (damp heat) acc. to IEC/EN 60068-2-30	°C/RH	12 + 12 cycle with 55°C/90-96% and 25°C/95-100%
Environmental conditions (dry heat) acc. to IEC/EN 60068-2-2 Test B	°C/RH	16 hours 55°C/2 hours 70°C with damp heat 55%
Ambient temperature	°C	- 25 ... +60
Storage temperature	°C	- 40 ... +70

MCBs

S800N series technical features

S800N		
Installation		
Terminal		Failsafe cage or ringlug terminal
Connections (top/bottom) – C _u only	mm ²	1 ... 50 stranded 1 ... 70 flexible
Tightening torque	Nm	3.5
	in-lbs.	31
Screwdriver		POZI 2
Mounting		EN 60715
Mounting position		any
Supply		any
Dimensions and weight		
Pole dimensions (H x L x W)	mm	82.5 x 95 x 26.5
Pole weight	g	ca. 240

MCBs

S800C series technical features

S800C		
General Data		
Tripping characteristics		B, C, D, K
Standards		IEC/EN 60947-2, EN 60898-1, UL 1077
Poles		1 ... 4
Rated current I_n	A	10 ... 125
Rated frequency f	Hz	50/60
Rated insulation voltage U_i acc. to IEC/EN 60664-1	V	AC 500
Rated impulse withstand voltage U_{imp} (1.2/50 μ s)	kV	8
Overvoltage category		IV
Pollution degree		3
Suitability for isolation		yes
Data acc. to IEC/EN 60898-1		
Rated operational voltage U_e	V	AC 230/400
Min. operating voltage	V	AC 12
Rated short-circuit capacity I_{cn}	kA	15 kA
Reference temperature for tripping characteristics	°C	30°C (Char. B, C, D)
Electrical and Mechanical Endurance	ops	10 ... 32A: 10 000 electrical/10 000 mechanical 40 ... 100A: 6000 electrical/10 000 mechanical 125A: 4000 electrical/8000 mechanical
Service short-circuit capacity I_{cs}	kA	Char. B, C, D: 230/400V = 7.5 kA
Data acc. to IEC/EN 60947-2		
Rated operational voltage U_e	V	AC 254/440 DC 125 (1-pole) DC 250 (2-pole) DC 375 (3-pole) DC 500 (4-pole)
Min. operating voltage	V	AC 12
Rated ultimate short-circuit capacity I_{cu}	kA	AC 240/415V = 25 kA AC 254/440V = 15 kA DC 125V (1-pole) = 10 kA DC 250V (2-pole) = 10 kA DC 375V (3-pole) = 10 kA DC 500V (4-pole) = 10 kA
Rated service short-circuit capacity I_{cs}	kA	AC 240/415V = 18 kA AC 254/440V = 10 kA DC 125V (1-pole) = 10 kA DC 250V (2-pole) = 10 kA DC 375V (3-pole) = 10 kA DC 500V (4-pole) = 10 kA
Reference temperature for tripping characteristics	°C	B, C, D: 30°C K: 40°C
Electrical and Mechanical Endurance	ops.	6 ... 32A: 10 000 electrical/10 000 mechanical 40 ... 100A: 6000 electrical/10 000 mechanical 125 A: 4000 electrical/8000 mechanical
Mechanical Data		
Housing		Material group I, RAL 7035
Toggle		black, lockable
Classification acc. To NF F 126-101, NF F 16-102		I3, F2
Protection degree acc. to EN 60529		IP20; IP40 (actuating end only)
Shock resistance acc. to IEC/EN 60068-2-30		IEC 61373 Cat. 1 Class B, 5g / 30ms acc. To IEC 60068-27 Test Ea
Vibration resistance acc. to IEC/EN 60068-2-6		IEC 60068-2-6 Test Fc; 2-13.2 Hz/1 mm 13.2-100 Hz/0.7 g with load 100% x I_n
Environmental conditions (damp heat) acc. to IEC/EN 60068-2-30	°C/RH	12 + 12 cycle with 55°C/90-96% and 25°C/95-100%
Environmental conditions (dry heat) acc. to IEC/EN 60068-2-2 Test B	°C/RH	16 hours 55°C/2 hours 70°C with damp heat 55%
Ambient temperature	°C	-25 ... +60
Storage temperature	°C	-40 ... +70
Data acc. to UL 1077/ C22.2 No 235, Supplementary Protector		
Alternating current: int. cap.		1 240: 20 (\leq 100A) 277: 10 (\leq 100A) 2,3,4 240: 20 (\leq 100A) 480 Y/277: 10 (\leq 100A)
Direct current: int. cap.		1 125: 10 (\leq 100A) 2, 3, 4 250: 10 (2P, \leq 100A) 375: 10 (3P, \leq 100A) 500: 10 (4P, \leq 100A)

MCBs

S800C series technical features

S800C		
Installation		
Terminal		Failsafe cage or ringlug terminal
Connections (top/bottom) – C _u only	mm ²	1 ... 50 stranded 1 ... 70 flexible
	AWG	10 - 30 A: 14 AWG – 2 AWG 40 - 100 A: 14 AWG – 2 AWG
Tightening torque	Nm	3.5
	in-lbs.	31
Screwdriver		POZI 2
Mounting		EN 60715
Mounting position		any
Supply		any
Dimensions and weight		
Pole dimensions (H x L x W)	mm	82.5 x 95 x 26.5
Pole weight	g	ca. 240

MCBs

S800B series technical features

S800B		
General Data		
Tripping characteristics		B, C, D, K
Standards		IEC/EN 60947-2, EN 60898-1
Poles		1 ... 4
Rated current I_n	A	32 ... 125
Rated frequency f	Hz	50/60
Rated insulation voltage U_n acc. to IEC/EN 60664-1	V	AC 500
Rated impulse withstand voltage U_{imp} (1.2/50 μ s)	kV	6
Overvoltage category		III
Pollution degree		3
Suitability for isolation		yes
Data acc. to IEC/EN 60898-1		
Rated operational voltage U_e	V	AC 230/400
Min. operating voltage	V	AC 12
Rated short-circuit capacity I_{cn}	kA	AC 230/400 = 10 kA
Reference temperature for tripping characteristics	$^{\circ}$ C	B, C, D: 30 $^{\circ}$ C
Electrical and Mechanical Endurance	ops.	4000
Service short-circuit capacity I_{cs}	kA	AC 230/400V = 7.5 kA
Data acc. to IEC/EN 60947-2		
Rated operational voltage U_e	V	AC 230/400
Min. operating voltage	V	AC 12
Rated ultimate short-circuit capacity I_{cu}	kA	AC 230/400 V = 16 kA DC 75 V (1-pole) = 10 kA DC 150 V (2-pole) = 10 kA DC 225 V (3-pole) = 10 kA DC 300 V (4-pole) = 10 kA
Rated service short-circuit capacity I_{cs}	kA	10 kA
Reference temperature for tripping characteristics	$^{\circ}$ C	B, C, D: 30 $^{\circ}$ C K: 40 $^{\circ}$ C
Electrical and Mechanical Endurance	ops.	32...100 A: 1500 electrical / 10000 mechanical 125 A: 1000 electrical / 8000 mechanical
Mechanical Data		
Housing		Material group I, RAL 7035
Toggle		black, lockable
Classification acc. To NF F 126-101, NF F 16-102		I3, F2
Protection degree acc. to EN 60529		IP20; IP40 (actuating end only)
Shock resistance acc. to IEC/EN 60068-2-30		-
Vibration resistance acc. to IEC/EN 60068-2-6		-
Environmental conditions (damp heat) acc. to IEC/EN 60068-2-30	$^{\circ}$ C/RH	-
Environmental conditions (dry heat) acc. to IEC/EN 60068-2-2 Test B	$^{\circ}$ C/RH	-
Ambient temperature	$^{\circ}$ C	-25 ... +60
Storage temperature	$^{\circ}$ C	-40 ... +70
Installation		
Terminal		Failsafe cage or ringlug terminal
Connections (top/bottom) – C_{cu} only	mm ²	1 ... 50 stranded 1 ... 70 flexible
Tightening torque	Nm	3.5
	in-lbs.	31
Screwdriver		POZI 2
Mounting		EN 60715
Mounting position		any
Supply		any
Dimensions and weight		
Pole dimensions (H x L x W)	mm	82.5 x 95 x 26.5
Pole weight	g	ca. 240

MCBs

S800HV series technical features

S800HV		
General Data		
Tripping characteristics		C, K
Standards		IEC/EN 60947-2, UL 1077
Poles		1 ... 3
Rated frequency f	Hz	50/60
Overvoltage category		III
Pollution degree		2
Suitability for isolation		yes
Data acc. to IEC/EN 60947-2		
Rated operational voltage U_e	V	AC 580/1000
Min. operating voltage	V	AC 12
Rated operational current I_n	A	0.5 ... 125
Rated ultimate short-circuit capacity I_{cu}	kA	1.5 (0.5...5 A) 4 (6 ... 63 A) 3 (80 ... 125 A)
Rated service short-circuit capacity I_{cs}	kA	1.5 (0.5 ... 5 A) 2.5 (6 ... 63 A) 2 (80 ... 125 A)
Reference temperature for tripping characteristics	°C	40 °C
Electrical and Mechanical Endurance	ops.	0.5 ... 100 A: 1500 electrical/10000 mechanical 125 A: 1000 electrical/8000 mechanical
Data according to UL 1077/ C22.2 No 235, Supplementary Protector		
Alternating current		600 Y/347: 15 (3P, 10...32A)*
Mechanical Data		
Housing		Material group I, RAL 7035
Toggle		black, lockable
Protection degree acc. to EN 60529		IP20; IP40 (actuating end only)
Classification acc. To NF F 126-101, NF F 16-102		I3, F2
Classification acc. to IEC 61373 (shock and vibration)		Cat. 1, Class B
Shock resistance acc. to IEC/EN 60068-2-27		Test Ea: 5g / 30ms
Vibration resistance acc. to IEC/EN 60068-2-6		Test Fc: 2-13.2 Hz/1 mm 13.2-100 Hz/0.7 g with load 100% x I_e
Environmental conditions (damp heat) acc. to IEC/EN 60068-2-30	°C/RH	12 + 12 cycle with 55 °C/90-96% and 25 °C/95-100%
Environmental conditions (dry heat) acc. to IEC/EN 60068-2-2 Test B	°C/RH	16 hours 55 °C / 2 hours 70 °C / 55% RH
Ambient temperature	°C	-25 ... +60
Storage temperature	°C	-40 ... +70
Installation		
Terminal		Failsafe cage terminal
Connections (top/bottom) - C_u only	mm ²	1 ... 50 stranded 1 ... 70 flexible
Tightening torque	Nm	3.5
Screwdriver		POZI 2
Mounting		EN 60715
Mounting position		any
Supply		any
Dimensions and weight		
Pole dimensions (H x L x W)	mm	142 x 82.5 x 26.5
Pole weight	kg	0.27

* 3P, 10 ... 32 A - only valid with XT2L 125 TMF 35-400

High performance MCBs

S800S series with cage terminal, B characteristic

S800S-B characteristic

Function: protection and control of the circuits against overloads and short-circuits when a high breaking capacity is required; protection for people and big length cables in TN and IT systems; very useful when selectivity is needed vs an MCCB or back-up vs other MCBs wired downstream.

Applications: commercial and industrial.

Standard: IEC/EN 60898, IEC/EN 60947-2, UL 1077, supplementary protector

Icn=25kA (10 ... 80A)

Icu=50 kA



Number of poles	Rated current [A]	GTIN EAN 7612271	Order details		Weight [kg]	Pack. unit
			Type Code	Order code		
1	0.5	498979	S801S-B0,5	2CCF019841R0001	0.24	1
	1	498986	S801S-B1	2CCF019842R0001	0.24	1
	1.6	498993	S801S-B1,6	2CCF019843R0001	0.24	1
	2	499105	S801S-B2	2CCF019844R0001	0.24	1
	2.5	499112	S801S-B2,5	2CCF019845R0001	0.24	1
	3	499129	S801S-B3	2CCF019846R0001	0.24	1
	4	499136	S801S-B4	2CCF019847R0001	0.24	1
	5	499143	S801S-B5	2CCF019848R0001	0.24	1
	6	408107	S801S-B6	2CCS861001R0065	0.24	1
	8	411329	S801S-B8	2CCS861001R0085	0.24	1
	10	200008	S801S-B10	2CCS861001R0105	0.24	1
	13	200015	S801S-B13	2CCS861001R0135	0.24	1
	16	200022	S801S-B16	2CCS861001R0165	0.24	1
	20	200039	S801S-B20	2CCS861001R0205	0.24	1
	25	200046	S801S-B25	2CCS861001R0255	0.24	1
	32	200053	S801S-B32	2CCS861001R0325	0.24	1
	40	200060	S801S-B40	2CCS861001R0405	0.24	1
50	200077	S801S-B50	2CCS861001R0505	0.24	1	
63	200084	S801S-B63	2CCS861001R0635	0.24	1	
80	200091	S801S-B80	2CCS861001R0805	0.24	1	
100	200107	S801S-B100	2CCS861001R0825	0.24	1	
125	200114	S801S-B125	2CCS861001R0845	0.24	1	
2	0.5	499310	S802S-B0,5	2CCF019865R0001	0.49	1
	1	499327	S802S-B1	2CCF019866R0001	0.49	1
	1.6	499334	S802S-B1,6	2CCF019867R0001	0.49	1
	2	499341	S802S-B2	2CCF019868R0001	0.49	1
	2.5	499358	S802S-B2,5	2CCF019869R0001	0.49	1
	3	499365	S802S-B3	2CCF019870R0001	0.49	1
	4	499372	S802S-B4	2CCF019871R0001	0.49	1
	5	499389	S802S-B5	2CCF019872R0001	0.49	1
	6	408114	S802S-B6	2CCS862001R0065	0.49	1
	8	411336	S802S-B8	2CCS862001R0085	0.49	1
	10	200121	S802S-B10	2CCS862001R0105	0.49	1
	13	200138	S802S-B13	2CCS862001R0135	0.49	1
	16	200145	S802S-B16	2CCS862001R0165	0.49	1
	20	200152	S802S-B20	2CCS862001R0205	0.49	1
	25	200169	S802S-B25	2CCS862001R0255	0.49	1
	32	200176	S802S-B32	2CCS862001R0325	0.49	1
	40	200183	S802S-B40	2CCS862001R0405	0.49	1
50	200190	S802S-B50	2CCS862001R0505	0.49	1	
63	200206	S802S-B63	2CCS862001R0635	0.49	1	
80	200213	S802S-B80	2CCS862001R0805	0.49	1	
100	200220	S802S-B100	2CCS862001R0825	0.49	1	
125	200237	S802S-B125	2CCS862001R0845	0.49	1	



High performance MCBs

S800S series with cage terminal, B characteristic



Number of poles	Rated current [A]	GTIN EAN 7612271	Order details		Weight [kg]	Pack. unit
			Type Code	Order code		
3	0.5	499556	S803S-B0,5	2CCF019889R0001	0.74	1
	1	499563	S803S-B1	2CCF019890R0001	0.74	1
	1.6	499570	S803S-B1,6	2CCF019891R0001	0.74	1
	2	499587	S803S-B2	2CCF019892R0001	0.74	1
	2.5	499594	S803S-B2,5	2CCF019893R0001	0.74	1
	3	499600	S803S-B3	2CCF019894R0001	0.74	1
	4	499617	S803S-B4	2CCF019895R0001	0.74	1
	5	499624	S803S-B5	2CCF019896R0001	0.74	1
	6	408121	S803S-B6	2CCS863001R0065	0.74	1
	8	411343	S803S-B8	2CCS863001R0085	0.74	1
	10	200244	S803S-B10	2CCS863001R0105	0.74	1
	13	200251	S803S-B13	2CCS863001R0135	0.74	1
	16	200268	S803S-B16	2CCS863001R0165	0.74	1
	20	200275	S803S-B20	2CCS863001R0205	0.74	1
	25	200282	S803S-B25	2CCS863001R0255	0.74	1
	32	200299	S803S-B32	2CCS863001R0325	0.74	1
	40	200305	S803S-B40	2CCS863001R0405	0.74	1
50	200312	S803S-B50	2CCS863001R0505	0.74	1	
63	200329	S803S-B63	2CCS863001R0635	0.74	1	
80	200336	S803S-B80	2CCS863001R0805	0.74	1	
100	200343	S803S-B100	2CCS863001R0825	0.74	1	
125	200350	S803S-B125	2CCS863001R0845	0.74	1	
4	0.5	499792	S804S-B0,5	2CCF019913R0001	0.98	1
	1	499808	S804S-B1	2CCF019914R0001	0.98	1
	1.6	499815	S804S-B1,6	2CCF019915R0001	0.98	1
	2	499822	S804S-B2	2CCF019916R0001	0.98	1
	2.5	499839	S804S-B2,5	2CCF019917R0001	0.98	1
	3	499846	S804S-B3	2CCF019918R0001	0.98	1
	4	499853	S804S-B4	2CCF019919R0001	0.98	1
	5	499860	S804S-B5	2CCF019920R0001	0.98	1
	6	408138	S804S-B6	2CCS864001R0065	0.98	1
	8	411350	S804S-B8	2CCS864001R0085	0.98	1
	10	200367	S804S-B10	2CCS864001R0105	0.98	1
	13	200374	S804S-B13	2CCS864001R0135	0.98	1
	16	200381	S804S-B16	2CCS864001R0165	0.98	1
	20	200398	S804S-B20	2CCS864001R0205	0.98	1
	25	200404	S804S-B25	2CCS864001R0255	0.98	1
	32	200411	S804S-B32	2CCS864001R0325	0.98	1
	40	200428	S804S-B40	2CCS864001R0405	0.98	1
50	200435	S804S-B50	2CCS864001R0505	0.98	1	
63	200442	S804S-B63	2CCS864001R0635	0.98	1	
80	200459	S804S-B80	2CCS864001R0805	0.98	1	
100	200466	S804S-B100	2CCS864001R0825	0.98	1	
125	200473	S804S-B125	2CCS864001R0845	0.98	1	



High performance MCBs

S800S series with ring terminal connection, B characteristic

S800S-B characteristic

Function: protection and control of the circuits against overloads and short-circuits when a high breaking capacity is required; protection for people and big length cables in TN and IT systems; very useful when selectivity is needed vs an MCCB or back-up vs other MCBs wired downstream.

Applications: commercial and industrial.

Standard: IEC/EN 60898, IEC/EN 60947-2, UL 1077, supplementary protector

I_{cn}=25kA (10 ... 80A)

I_{cu}=50 kA



S8015



S8025

Number of poles	Rated current In A	Bbn 7612271 EAN	Order details		Price 1 piece	Weight 1 piece kg	Pack unit pc.
			Type code	Order code			
1	6	408268	S801S-B6-R	2CCS861002R0065	0.245	1	
	8	411480	S801S-B8-R	2CCS861002R0085	0.245	1	
	10	209636	S801S-B10-R	2CCS861002R0105	0.245	1	
	13	209643	S801S-B13-R	2CCS861002R0135	0.245	1	
	16	209650	S801S-B16-R	2CCS861002R0165	0.245	1	
	20	209667	S801S-B20-R	2CCS861002R0205	0.245	1	
	25	209674	S801S-B25-R	2CCS861002R0255	0.245	1	
	32	209681	S801S-B32-R	2CCS861002R0325	0.245	1	
	40	206826	S801S-B40-R	2CCS861002R0405	0.245	1	
	50	206833	S801S-B50-R	2CCS861002R0505	0.245	1	
	63	206840	S801S-B63-R	2CCS861002R0635	0.245	1	
	80	206857	S801S-B80-R	2CCS861002R0805	0.245	1	
	100	206864	S801S-B100-R	2CCS861002R0825	0.245	1	
	125	206871	S801S-B125-R	2CCS861002R0845	0.245	1	
2	6	408275	S802S-B6-R	2CCS862002R0065	0.49	1	
	8	411497	S802S-B8-R	2CCS862002R0085	0.49	1	
	10	209698	S802S-B10-R	2CCS862002R0105	0.49	1	
	13	209704	S802S-B13-R	2CCS862002R0135	0.49	1	
	16	209711	S802S-B16-R	2CCS862002R0165	0.49	1	
	20	209728	S802S-B20-R	2CCS862002R0205	0.49	1	
	25	209735	S802S-B25-R	2CCS862002R0255	0.49	1	
	32	209742	S802S-B32-R	2CCS862002R0325	0.49	1	
	40	206888	S802S-B40-R	2CCS862002R0405	0.49	1	
	50	206895	S802S-B50-R	2CCS862002R0505	0.49	1	
	63	206901	S802S-B63-R	2CCS862002R0635	0.49	1	
	80	206918	S802S-B80-R	2CCS862002R0805	0.49	1	
	100	206925	S802S-B100-R	2CCS862002R0825	0.49	1	
	125	206932	S802S-B125-R	2CCS862002R0845	0.49	1	

High performance MCBs

S800S series with ring terminal connection, B characteristic



S803S



S804S

Number of poles	Rated current In A	Bbn 7612271 EAN	Order details		Price 1 piece	Weight 1 piece kg	Pack unit pc.
			Type code	Order code			
3	6	408282	S803S-B6-R	2CCS863002R0065		0.735	1
	8	411503	S803S-B8-R	2CCS863002R0085		0.735	1
	10	209759	S803S-B10-R	2CCS863002R0105		0.735	1
	13	209766	S803S-B13-R	2CCS863002R0135		0.735	1
	16	209773	S803S-B16-R	2CCS863002R0165		0.735	1
	20	209780	S803S-B20-R	2CCS863002R0205		0.735	1
	25	209797	S803S-B25-R	2CCS863002R0255		0.735	1
	32	209803	S803S-B32-R	2CCS863002R0325		0.735	1
	40	206949	S803S-B40-R	2CCS863002R0405		0.735	1
	50	206956	S803S-B50-R	2CCS863002R0505		0.735	1
	63	206963	S803S-B63-R	2CCS863002R0635		0.735	1
	80	206970	S803S-B80-R	2CCS863002R0805		0.735	1
	100	206987	S803S-B100-R	2CCS863002R0825		0.735	1
125	206994	S803S-B125-R	2CCS863002R0845		0.735	1	
4	6	408299	S804S-B6-R	2CCS864002R0065		0.98	1
	8	411510	S804S-B8-R	2CCS864002R0085		0.98	1
	10	209810	S804S-B10-R	2CCS864002R0105		0.98	1
	13	209827	S804S-B13-R	2CCS864002R0135		0.98	1
	16	209834	S804S-B16-R	2CCS864002R0165		0.98	1
	20	209841	S804S-B20-R	2CCS864002R0205		0.98	1
	25	209858	S804S-B25-R	2CCS864002R0255		0.98	1
	32	209865	S804S-B32-R	2CCS864002R0325		0.98	1
	40	207007	S804S-B40-R	2CCS864002R0405		0.98	1
	50	207014	S804S-B50-R	2CCS864002R0505		0.98	1
	63	207021	S804S-B63-R	2CCS864002R0635		0.98	1
	80	207038	S804S-B80-R	2CCS864002R0805		0.98	1
	100	207045	S804S-B100-R	2CCS864002R0825		0.98	1
125	207052	S804S-B125-R	2CCS864002R0845		0.98	1	

High performance MCBs

S800S series with cage terminal, C characteristic

S800S-C characteristic

Function: protection and control of the circuits against overloads and short-circuits when a high breaking capacity is required; protection for resistive and inductive loads with low inrush current; very useful when selectivity is needed vs an MCCB or back-up vs other MCBs wired downstream.

Applications: commercial and industrial.

Standard: IEC/EN 60898, IEC/EN 60947-2, UL 1077, supplementary protector

I_{cn}=25kA (10 ... 80A)

I_{cu}=50 kA



Number of poles	Rated current [A]	GTIN EAN 7612271	Order details		Weight [kg]	Pack. unit
			Type Code	Order code		
1	0.5	499150	S801S-C0,5	2CCF019849R0001	0.24	1
	1	499167	S801S-C1	2CCF019850R0001	0.24	1
	1.6	499174	S801S-C1,6	2CCF019851R0001	0.24	1
	2	499181	S801S-C2	2CCF019852R0001	0.24	1
	2.5	499198	S801S-C2,5	2CCF019853R0001	0.24	1
	3	499204	S801S-C3	2CCF019854R0001	0.24	1
	4	499211	S801S-C4	2CCF019855R0001	0.24	1
	5	499228	S801S-C5	2CCF019856R0001	0.24	1
	6	408145	S801S-C6	2CCS861001R0064	0.24	1
	8	411367	S801S-C8	2CCS861001R0084	0.24	1
	10	200480	S801S-C10	2CCS861001R0104	0.24	1
	13	200497	S801S-C13	2CCS861001R0134	0.24	1
	16	200503	S801S-C16	2CCS861001R0164	0.24	1
	20	200510	S801S-C20	2CCS861001R0204	0.24	1
	25	200527	S801S-C25	2CCS861001R0254	0.24	1
	32	200534	S801S-C32	2CCS861001R0324	0.24	1
	40	200541	S801S-C40	2CCS861001R0404	0.24	1
50	200558	S801S-C50	2CCS861001R0504	0.24	1	
63	200565	S801S-C63	2CCS861001R0634	0.24	1	
80	200572	S801S-C80	2CCS861001R0804	0.24	1	
100	200589	S801S-C100	2CCS861001R0824	0.24	1	
125	200596	S801S-C125	2CCS861001R0844	0.24	1	
2	0.5	499396	S802S-C0,5	2CCF019873R0001	0.49	1
	1	499402	S802S-C1	2CCF019874R0001	0.49	1
	1.6	499419	S802S-C1,6	2CCF019875R0001	0.49	1
	2	499426	S802S-C2	2CCF019876R0001	0.49	1
	2.5	499433	S802S-C2,5	2CCF019877R0001	0.49	1
	3	499440	S802S-C3	2CCF019878R0001	0.49	1
	4	499457	S802S-C4	2CCF019879R0001	0.49	1
	5	499464	S802S-C5	2CCF019880R0001	0.49	1
	6	408152	S802S-C6	2CCS862001R0064	0.49	1
	8	411374	S802S-C8	2CCS862001R0084	0.49	1
	10	200602	S802S-C10	2CCS862001R0104	0.49	1
	13	200619	S802S-C13	2CCS862001R0134	0.49	1
	16	200626	S802S-C16	2CCS862001R0164	0.49	1
	20	200633	S802S-C20	2CCS862001R0204	0.49	1
	25	200640	S802S-C25	2CCS862001R0254	0.49	1
	32	200657	S802S-C32	2CCS862001R0324	0.49	1
	40	200664	S802S-C40	2CCS862001R0404	0.49	1
50	200671	S802S-C50	2CCS862001R0504	0.49	1	
63	200688	S802S-C63	2CCS862001R0634	0.49	1	
80	200695	S802S-C80	2CCS862001R0804	0.49	1	
100	200701	S802S-C100	2CCS862001R0824	0.49	1	
125	200718	S802S-C125	2CCS862001R0844	0.49	1	



High performance MCBs

S800S series with cage terminal, C characteristic



Number of poles	Rated current [A]	GTIN EAN 7612271	Order details		Weight [kg]	Pack. unit
			Type Code	Order code		
3	0.5	499631	S803S-C0,5	2CCF019897R0001	0.74	1
	1	499648	S803S-C1	2CCF019898R0001	0.74	1
	1.6	499655	S803S-C1,6	2CCF019899R0001	0.74	1
	2	499662	S803S-C2	2CCF019900R0001	0.74	1
	2.5	499679	S803S-C2,5	2CCF019901R0001	0.74	1
	3	499686	S803S-C3	2CCF019902R0001	0.74	1
	4	499693	S803S-C4	2CCF019903R0001	0.74	1
	5	499709	S803S-C5	2CCF019904R0001	0.74	1
	6	408169	S803S-C6	2CCS863001R0064	0.74	1
	8	411381	S803S-C8	2CCS863001R0084	0.74	1
	10	200725	S803S-C10	2CCS863001R0104	0.74	1
	13	200732	S803S-C13	2CCS863001R0134	0.74	1
	16	200749	S803S-C16	2CCS863001R0164	0.74	1
	20	200756	S803S-C20	2CCS863001R0204	0.74	1
	25	200763	S803S-C25	2CCS863001R0254	0.74	1
	32	200770	S803S-C32	2CCS863001R0324	0.74	1
	40	200787	S803S-C40	2CCS863001R0404	0.74	1
50	200794	S803S-C50	2CCS863001R0504	0.74	1	
63	200800	S803S-C63	2CCS863001R0634	0.74	1	
80	200817	S803S-C80	2CCS863001R0804	0.74	1	
100	200824	S803S-C100	2CCS863001R0824	0.74	1	
125	200831	S803S-C125	2CCS863001R0844	0.74	1	
4	0.5	499877	S804S-C0,5	2CCF019921R0001	0.98	1
	1	499884	S804S-C1	2CCF019922R0001	0.98	1
	1.6	499891	S804S-C1,6	2CCF019923R0001	0.98	1
	2	499907	S804S-C2	2CCF019924R0001	0.98	1
	2.5	499914	S804S-C2,5	2CCF019925R0001	0.98	1
	3	499921	S804S-C3	2CCF019926R0001	0.98	1
	4	499938	S804S-C4	2CCF019927R0001	0.98	1
	5	499945	S804S-C5	2CCF019928R0001	0.98	1
	6	408176	S804S-C6	2CCS864001R0064	0.98	1
	8	411398	S804S-C8	2CCS864001R0084	0.98	1
	10	200848	S804S-C10	2CCS864001R0104	0.98	1
	13	200855	S804S-C13	2CCS864001R0134	0.98	1
	16	200862	S804S-C16	2CCS864001R0164	0.98	1
	20	200879	S804S-C20	2CCS864001R0204	0.98	1
	25	200886	S804S-C25	2CCS864001R0254	0.98	1
	32	200893	S804S-C32	2CCS864001R0324	0.98	1
	40	200909	S804S-C40	2CCS864001R0404	0.98	1
50	200916	S804S-C50	2CCS864001R0504	0.98	1	
63	200923	S804S-C63	2CCS864001R0634	0.98	1	
80	200930	S804S-C80	2CCS864001R0804	0.98	1	
100	200947	S804S-C100	2CCS864001R0824	0.98	1	
125	200954	S804S-C125	2CCS864001R0844	0.98	1	



High performance MCBs

S800S series with ring terminal connection, C characteristic

S800S-C characteristic

Function: protection and control of the circuits against overloads and short-circuits when a high breaking capacity is required; protection for resistive and inductive loads with low inrush current; very useful when selectivity is needed vs an MCCB or back-up vs other MCBs wired downstream.

Applications: commercial and industrial.

Standard: IEC/EN 60947-2, IEC/EN 60898

I_{cn}=25kA (10 ... 80A)

I_{cu}=50 kA



S801S



S802S

Number of poles	Rated current In A	Bbn 7612271 EAN	Order details		Price 1 piece	Weight 1 piece kg	Pack unit pc.
			Type code	Order code			
1	6	408305	S801S-C6-R	2CCS861002R0064	0.245	1	
	8	411527	S801S-C8-R	2CCS861002R0084	0.245	1	
	10	209872	S801S-C10-R	2CCS861002R0104	0.245	1	
	13	209889	S801S-C13-R	2CCS861002R0134	0.245	1	
	16	209896	S801S-C16-R	2CCS861002R0164	0.245	1	
	20	209902	S801S-C20-R	2CCS861002R0204	0.245	1	
	25	209919	S801S-C25-R	2CCS861002R0254	0.245	1	
	32	209926	S801S-C32-R	2CCS861002R0324	0.245	1	
	40	207069	S801S-C40-R	2CCS861002R0404	0.245	1	
	50	207076	S801S-C50-R	2CCS861002R0504	0.245	1	
	63	207083	S801S-C63-R	2CCS861002R0634	0.245	1	
	80	207090	S801S-C80-R	2CCS861002R0804	0.245	1	
	100	207106	S801S-C100-R	2CCS861002R0824	0.245	1	
	125	207113	S801S-C125-R	2CCS861002R0844	0.245	1	
2	6	408312	S802S-C6-R	2CCS862002R0064	0.49	1	
	8	411534	S802S-C8-R	2CCS862001R0084	0.49	1	
	10	209933	S802S-C10-R	2CCS862002R0104	0.49	1	
	13	209940	S802S-C13-R	2CCS862002R0134	0.49	1	
	16	209957	S802S-C16-R	2CCS862002R0164	0.49	1	
	20	209964	S802S-C20-R	2CCS862002R0204	0.49	1	
	25	209971	S802S-C25-R	2CCS862002R0254	0.49	1	
	32	209988	S802S-C32-R	2CCS862002R0324	0.49	1	
	40	207120	S802S-C40-R	2CCS862002R0404	0.49	1	
	50	207137	S802S-C50-R	2CCS862002R0504	0.49	1	
	63	207144	S802S-C63-R	2CCS862002R0634	0.49	1	
	80	207151	S802S-C80-R	2CCS862002R0804	0.49	1	
	100	207168	S802S-C100-R	2CCS862002R0824	0.49	1	
	125	207175	S802S-C125-R	2CCS862002R0844	0.49	1	

High performance MCBs

S800S series with ring terminal connection, C characteristic



S803S



S804S

Number of poles	Rated current In A	Bbn 7612271 EAN	Order details		Price 1 piece	Weight 1 piece kg	Pack unit pc.
			Type code	Order code			
3	6	408329	S803S-C6-R	2CCS863002R0064		0.735	1
	8	411541	S803S-C8-R	2CCS863002R0084		0.735	1
	10	209995	S803S-C10-R	2CCS863002R0104		0.735	1
	13	210007	S803S-C13-R	2CCS863002R0134		0.735	1
	16	210014	S803S-C16-R	2CCS863002R0164		0.735	1
	20	210021	S803S-C20-R	2CCS863002R0204		0.735	1
	25	210038	S803S-C25-R	2CCS863002R0254		0.735	1
	32	210045	S803S-C32-R	2CCS863002R0324		0.735	1
	40	207182	S803S-C40-R	2CCS863002R0404		0.735	1
	50	207199	S803S-C50-R	2CCS863002R0504		0.735	1
	63	207205	S803S-C63-R	2CCS863002R0634		0.735	1
	80	207212	S803S-C80-R	2CCS863002R0804		0.735	1
	100	207229	S803S-C100-R	2CCS863002R0824		0.735	1
125	207236	S803S-C125-R	2CCS863002R0844		0.735	1	
4	6	408336	S804S-C6-R	2CCS864002R0064		0.98	1
	8	411558	S804S-C8-R	2CCS864002R0084		0.98	1
	10	210052	S804S-C10-R	2CCS864002R0104		0.98	1
	13	210069	S804S-C13-R	2CCS864002R0134		0.98	1
	16	210076	S804S-C16-R	2CCS864002R0164		0.98	1
	20	210083	S804S-C20-R	2CCS864002R0204		0.98	1
	25	210090	S804S-C25-R	2CCS864002R0254		0.98	1
	32	210106	S804S-C32-R	2CCS864002R0324		0.98	1
	40	207243	S804S-C40-R	2CCS864002R0404		0.98	1
	50	207250	S804S-C50-R	2CCS864002R0504		0.98	1
	63	207267	S804S-C63-R	2CCS864002R0634		0.98	1
	80	207274	S804S-C80-R	2CCS864002R0804		0.98	1
	100	207281	S804S-C100-R	2CCS864002R0824		0.98	1
125	207298	S804S-C125-R	2CCS864002R0844		0.98	1	

High performance MCBs

S800S series with cage terminal, D characteristic

S800S-D characteristic

Function: protection and control of the circuits against overloads and short-circuits when a high breaking capacity is required; protection for circuits which supply loads with high inrush current at the circuit closing (motors, LV / LV transformers, breakdown lamps); very useful when selectivity is needed vs an MCCB or back-up vs other MCBs wired downstream.

Applications: commercial and industrial.

Standard: IEC/EN 60898, IEC/EN 60947-2, UL 1077, supplementary protector

I_{cn}=25kA (10 ... 80A)

I_{cu}=50 kA



Number of poles	Rated current [A]	GTIN EAN 7612271	Order details		Weight [kg]	Pack. unit
			Type Code	Order code		
1	0.5	499235	S801S-D0,5	2CCF019857R0001	0.24	1
	1	499242	S801S-D1	2CCF019858R0001	0.24	1
	1.6	499259	S801S-D1,6	2CCF019859R0001	0.24	1
	2	499266	S801S-D2	2CCF019860R0001	0.24	1
	2.5	499273	S801S-D2,5	2CCF019861R0001	0.24	1
	3	499280	S801S-D3	2CCF019862R0001	0.24	1
	4	499297	S801S-D4	2CCF019863R0001	0.24	1
	5	499303	S801S-D5	2CCF019864R0001	0.24	1
	6	408183	S801S-D6	2CCS861001R0061	0.24	1
	8	411404	S801S-D8	2CCS861001R0081	0.24	1
	10	200961	S801S-D10	2CCS861001R0101	0.24	1
	13	200978	S801S-D13	2CCS861001R0131	0.24	1
	16	200985	S801S-D16	2CCS861001R0161	0.24	1
	20	200992	S801S-D20	2CCS861001R0201	0.24	1
	25	201005	S801S-D25	2CCS861001R0251	0.24	1
	32	201012	S801S-D32	2CCS861001R0321	0.24	1
	40	201029	S801S-D40	2CCS861001R0401	0.24	1
50	201036	S801S-D50	2CCS861001R0501	0.24	1	
63	201043	S801S-D63	2CCS861001R0631	0.24	1	
80	201050	S801S-D80	2CCS861001R0801	0.24	1	
100	201067	S801S-D100	2CCS861001R0821	0.24	1	
125	201074	S801S-D125	2CCS861001R0841	0.24	1	
2	0.5	499471	S802S-D0,5	2CCF019881R0001	0.49	1
	1	499488	S802S-D1	2CCF019882R0001	0.49	1
	1.6	499495	S802S-D1,6	2CCF019883R0001	0.49	1
	2	499501	S802S-D2	2CCF019884R0001	0.49	1
	2.5	499518	S802S-D2,5	2CCF019885R0001	0.49	1
	3	499525	S802S-D3	2CCF019886R0001	0.49	1
	4	499532	S802S-D4	2CCF019887R0001	0.49	1
	5	499549	S802S-D5	2CCF019888R0001	0.49	1
	6	408190	S802S-D6	2CCS862001R0061	0.49	1
	8	411411	S802S-D8	2CCS862001R0081	0.49	1
	10	201081	S802S-D10	2CCS862001R0101	0.49	1
	13	201098	S802S-D13	2CCS862001R0131	0.49	1
	16	201104	S802S-D16	2CCS862001R0161	0.49	1
	20	201111	S802S-D20	2CCS862001R0201	0.49	1
	25	201128	S802S-D25	2CCS862001R0251	0.49	1
	32	201135	S802S-D32	2CCS862001R0321	0.49	1
	40	201142	S802S-D40	2CCS862001R0401	0.49	1
50	201159	S802S-D50	2CCS862001R0501	0.49	1	
63	201166	S802S-D63	2CCS862001R0631	0.49	1	
80	201173	S802S-D80	2CCS862001R0801	0.49	1	
100	201180	S802S-D100	2CCS862001R0821	0.49	1	
125	201197	S802S-D125	2CCS862001R0841	0.49	1	



High performance MCBs

S800S series with cage terminal, D characteristic



Number of poles	Rated current [A]	GTIN EAN 7612271	Order details		Weight [kg]	Pack. unit
			Type Code	Order code		
3	0.5	499716	S803S-D0,5	2CCF019905R0001	0.74	1
	1	499723	S803S-D1	2CCF019906R0001	0.74	1
	1.6	499730	S803S-D1,6	2CCF019907R0001	0.74	1
	2	499747	S803S-D2	2CCF019908R0001	0.74	1
	2.5	499754	S803S-D2,5	2CCF019909R0001	0.74	1
	3	499761	S803S-D3	2CCF019910R0001	0.74	1
	4	499778	S803S-D4	2CCF019911R0001	0.74	1
	5	499785	S803S-D5	2CCF019912R0001	0.74	1
	6	408206	S803S-D6	2CCS863001R0061	0.74	1
	8	411428	S803S-D8	2CCS863001R0081	0.74	1
	10	201203	S803S-D10	2CCS863001R0101	0.74	1
	13	201210	S803S-D13	2CCS863001R0131	0.74	1
	16	201227	S803S-D16	2CCS863001R0161	0.74	1
	20	201234	S803S-D20	2CCS863001R0201	0.74	1
	25	201241	S803S-D25	2CCS863001R0251	0.74	1
	32	201258	S803S-D32	2CCS863001R0321	0.74	1
	40	201265	S803S-D40	2CCS863001R0401	0.74	1
50	201272	S803S-D50	2CCS863001R0501	0.74	1	
63	201289	S803S-D63	2CCS863001R0631	0.74	1	
80	201296	S803S-D80	2CCS863001R0801	0.74	1	
100	201302	S803S-D100	2CCS863001R0821	0.74	1	
125	201319	S803S-D125	2CCS863001R0841	0.74	1	
4	0.5	499952	S804S-D0,5	2CCF019929R0001	0.98	1
	1	499969	S804S-D1	2CCF019930R0001	0.98	1
	1.6	499976	S804S-D1,6	2CCF019931R0001	0.98	1
	2	499983	S804S-D2	2CCF019932R0001	0.98	1
	2.5	499990	S804S-D2,5	2CCF019933R0001	0.98	1
	3	500009	S804S-D3	2CCF019934R0001	0.98	1
	4	500016	S804S-D4	2CCF019935R0001	0.98	1
	5	500023	S804S-D5	2CCF019936R0001	0.98	1
	6	408213	S804S-D6	2CCS864001R0061	0.98	1
	8	411435	S804S-D8	2CCS864001R0081	0.98	1
	10	201326	S804S-D10	2CCS864001R0101	0.98	1
	13	201333	S804S-D13	2CCS864001R0131	0.98	1
	16	201340	S804S-D16	2CCS864001R0161	0.98	1
	20	201357	S804S-D20	2CCS864001R0201	0.98	1
	25	201364	S804S-D25	2CCS864001R0251	0.98	1
	32	201371	S804S-D32	2CCS864001R0321	0.98	1
	40	201388	S804S-D40	2CCS864001R0401	0.98	1
50	201395	S804S-D50	2CCS864001R0501	0.98	1	
63	201401	S804S-D63	2CCS864001R0631	0.98	1	
80	201418	S804S-D80	2CCS864001R0801	0.98	1	
100	201425	S804S-D100	2CCS864001R0821	0.98	1	
125	201432	S804S-D125	2CCS864001R0841	0.98	1	



High performance MCBs

S800S series with ring terminal connection, D characteristic

S800S-D characteristic

Function: protection and control of the circuits against overloads and short-circuits when a high breaking capacity is required; protection for circuits which supply loads with high inrush current at the circuit closing (motors, LV / LV transformers, breakdown lamps); very useful when selectivity is needed vs an MCCB or back-up vs other MCBs wired downstream.

Applications: commercial and industrial.

Standard: IEC/EN 60947-2, IEC/EN 60898

Icn=25kA (10 ... 80A)

Icu=50 kA



S801S



S802S

Number of poles	Rated current In A	Bbn 7612271 EAN	Order details		Price 1 piece	Weight 1 piece kg	Pack unit pc.
			Type code	Order code			
1	6	408343	S801S-D6-R	2CCS861002R0061	0.245	1	
	8	411565	S801S-D8-R	2CCS861002R0081	0.245	1	
	10	210113	S801S-D10-R	2CCS861002R0101	0.245	1	
	13	210120	S801S-D13-R	2CCS861002R0131	0.245	1	
	16	210137	S801S-D16-R	2CCS861002R0161	0.245	1	
	20	210144	S801S-D20-R	2CCS861002R0201	0.245	1	
	25	210151	S801S-D25-R	2CCS861002R0251	0.245	1	
	32	210168	S801S-D32-R	2CCS861002R0321	0.245	1	
	40	207304	S801S-D40-R	2CCS861002R0401	0.245	1	
	50	207311	S801S-D50-R	2CCS861002R0501	0.245	1	
	63	207328	S801S-D63-R	2CCS861002R0631	0.245	1	
	80	207335	S801S-D80-R	2CCS861002R0801	0.245	1	
	100	207342	S801S-D100-R	2CCS861002R0821	0.245	1	
	125	207359	S801S-D125-R	2CCS861002R0841	0.245	1	
2	6	408350	S802S-D6-R	2CCS862002R0061	0.49	1	
	8	411572	S802S-D8-R	2CCS862002R0081	0.49	1	
	10	210175	S802S-D10-R	2CCS862002R0101	0.49	1	
	13	210182	S802S-D13-R	2CCS862002R0131	0.49	1	
	16	210199	S802S-D16-R	2CCS862002R0161	0.49	1	
	20	210205	S802S-D20-R	2CCS862002R0201	0.49	1	
	25	210212	S802S-D25-R	2CCS862002R0251	0.49	1	
	32	210229	S802S-D32-R	2CCS862002R0321	0.49	1	
	40	207366	S802S-D40-R	2CCS862002R0401	0.49	1	
	50	207373	S802S-D50-R	2CCS862002R0501	0.49	1	
	63	207380	S802S-D63-R	2CCS862002R0631	0.49	1	
	80	207397	S802S-D80-R	2CCS862002R0801	0.49	1	
	100	207403	S802S-D100-R	2CCS862002R0821	0.49	1	
	125	207410	S802S-D125-R	2CCS862002R0841	0.49	1	

High performance MCBs

S800S series with ring terminal connection, D characteristic



S803S



S804S

Number of poles	Rated current In A	Bbn 7612271 EAN	Order details		Price 1 piece	Weight 1 piece kg	Pack unit pc.
			Type code	Order code			
3	6	408367	S803S-D6-R	2CCS863002R0061		0.735	1
	8	411589	S803S-D8-R	2CCS863002R0081		0.735	1
	10	210236	S803S-D10-R	2CCS863002R0101		0.735	1
	13	210243	S803S-D13-R	2CCS863002R0131		0.735	1
	16	210250	S803S-D16-R	2CCS863002R0161		0.735	1
	20	210267	S803S-D20-R	2CCS863002R0201		0.735	1
	25	210274	S803S-D25-R	2CCS863002R0251		0.735	1
	32	210281	S803S-D32-R	2CCS863002R0321		0.735	1
	40	207427	S803S-D40-R	2CCS863002R0401		0.735	1
	50	207434	S803S-D50-R	2CCS863002R0501		0.735	1
	63	207441	S803S-D63-R	2CCS863002R0631		0.735	1
	80	207458	S803S-D80-R	2CCS863002R0801		0.735	1
	100	207465	S803S-D100-R	2CCS863002R0821		0.735	1
125	207472	S803S-D125-R	2CCS863002R0841		0.735	1	
4	6	408374	S804S-D6-R	2CCS864002R0061		0.98	1
	8	411596	S804S-D8-R	2CCS864002R0081		0.98	1
	10	210298	S804S-D10-R	2CCS864002R0101		0.98	1
	13	210304	S804S-D13-R	2CCS864002R0131		0.98	1
	16	210311	S804S-D16-R	2CCS864002R0161		0.98	1
	20	210328	S804S-D20-R	2CCS864002R0201		0.98	1
	25	210335	S804S-D25-R	2CCS864002R0251		0.98	1
	32	210342	S804S-D32-R	2CCS864002R0321		0.98	1
	40	207489	S804S-D40-R	2CCS864002R0401		0.98	1
	50	207496	S804S-D50-R	2CCS864002R0501		0.98	1
	63	207502	S804S-D63-R	2CCS864002R0631		0.98	1
	80	207519	S804S-D80-R	2CCS864002R0801		0.98	1
	100	207526	S804S-D100-R	2CCS864002R0821		0.98	1
125	207533	S804S-D125-R	2CCS864002R0841		0.98	1	

High performance MCBs

S800S series with cage terminal, K characteristic

S800S-K characteristic

Function: protection and control of the circuits like motors, transformer and auxiliary circuits, against overloads and short-circuits when a high breaking capacity is required; very useful when selectivity is needed vs an MCCB or back-up vs other MCBs wired downstream.

Advantages: no nuisance tripping in the case of functional peak currents up to $10 \times I_n$, depending on the series; through its highly sensitive thermostatic bimetal trip, the K-type characteristic offers protection to damageable elements in the overcurrent range; it also provides the best protection to cables and lines.

Applications: commercial and industrial.

Standard: IEC/EN 60947-2, UL 1077, supplementary protector

Icu=50 kA



Number of poles	Rated current [A]	GTIN EAN 7612271	Order details		Weight [kg]	Pack. unit
			Type Code	Order code		
1	0.5	500030	S801S-K0,5	2CCF019937R0001	0.24	1
	1	500047	S801S-K1	2CCF019938R0001	0.24	1
	1.6	500054	S801S-K1,6	2CCF019939R0001	0.24	1
	2	500061	S801S-K2	2CCF019940R0001	0.24	1
	2.5	500078	S801S-K2,5	2CCF019941R0001	0.24	1
	3	500085	S801S-K3	2CCF019942R0001	0.24	1
	4	500092	S801S-K4	2CCF019943R0001	0.24	1
	5	500108	S801S-K5	2CCF019944R0001	0.24	1
	6	408220	S801S-K6	2CCS861001R0067	0.24	1
	8	411442	S801S-K8	2CCS861001R0407	0.24	1
	10	201449	S801S-K10	2CCS861001R0427	0.24	1
	13	201456	S801S-K13	2CCS861001R0447	0.24	1
	16	201463	S801S-K16	2CCS861001R0467	0.24	1
	20	201470	S801S-K20	2CCS861001R0487	0.24	1
	25	201487	S801S-K25	2CCS861001R0517	0.24	1
	32	201494	S801S-K32	2CCS861001R0537	0.24	1
	40	201500	S801S-K40	2CCS861001R0557	0.24	1
50	201517	S801S-K50	2CCS861001R0577	0.24	1	
63	201524	S801S-K63	2CCS861001R0597	0.24	1	
80	201531	S801S-K80	2CCS861001R0627	0.24	1	
100	201548	S801S-K100	2CCS861001R0637	0.24	1	
125	201555	S801S-K125	2CCS861001R0647	0.24	1	
2	0.5	500115	S802S-K0,5	2CCF019945R0001	0.49	1
	1	500122	S802S-K1	2CCF019946R0001	0.49	1
	1.6	500139	S802S-K1,6	2CCF019947R0001	0.49	1
	2	500146	S802S-K2	2CCF019948R0001	0.49	1
	2.5	500153	S802S-K2,5	2CCF019949R0001	0.49	1
	3	500160	S802S-K3	2CCF019950R0001	0.49	1
	4	500177	S802S-K4	2CCF019951R0001	0.49	1
	5	500184	S802S-K5	2CCF019952R0001	0.49	1
	6	408237	S802S-K6	2CCS862001R0067	0.49	1
	8	411459	S802S-K8	2CCS862001R0407	0.49	1
	10	201562	S802S-K10	2CCS862001R0427	0.49	1
	13	201579	S802S-K13	2CCS862001R0447	0.49	1
	16	201586	S802S-K16	2CCS862001R0467	0.49	1
	20	201593	S802S-K20	2CCS862001R0487	0.49	1
	25	201609	S802S-K25	2CCS862001R0517	0.49	1
	32	201616	S802S-K32	2CCS862001R0537	0.49	1
	40	201623	S802S-K40	2CCS862001R0557	0.49	1
50	201630	S802S-K50	2CCS862001R0577	0.49	1	
63	201647	S802S-K63	2CCS862001R0597	0.49	1	
80	201654	S802S-K80	2CCS862001R0627	0.49	1	
100	201661	S802S-K100	2CCS862001R0637	0.49	1	
125	201678	S802S-K125	2CCS862001R0647	0.49	1	



High performance MCBs

S800S series with cage terminal, K characteristic



Number of poles	Rated current [A]	GTIN EAN 7612271	Order details		Weight [kg]	Pack. unit
			Type Code	Order code		
3	0.5	500191	S803S-K0,5	2CCF019953R0001	0.74	1
	1	500207	S803S-K1	2CCF019954R0001	0.74	1
	1.6	500214	S803S-K1,6	2CCF019955R0001	0.74	1
	2	500221	S803S-K2	2CCF019956R0001	0.74	1
	2.5	500238	S803S-K2,5	2CCF019957R0001	0.74	1
	3	500245	S803S-K3	2CCF019958R0001	0.74	1
	4	500252	S803S-K4	2CCF019959R0001	0.74	1
	5	500269	S803S-K5	2CCF019960R0001	0.74	1
	6	408244	S803S-K6	2CCS863001R0067	0.74	1
	8	411466	S803S-K8	2CCS863001R0407	0.74	1
	10	201685	S803S-K10	2CCS863001R0427	0.74	1
	13	201692	S803S-K13	2CCS863001R0447	0.74	1
	16	201708	S803S-K16	2CCS863001R0467	0.74	1
	20	201715	S803S-K20	2CCS863001R0487	0.74	1
	25	201722	S803S-K25	2CCS863001R0517	0.74	1
	32	201739	S803S-K32	2CCS863001R0537	0.74	1
	40	201746	S803S-K40	2CCS863001R0557	0.74	1
50	201753	S803S-K50	2CCS863001R0577	0.74	1	
63	201760	aS803S-K63	2CCS863001R0597	0.74	1	
80	201777	S803S-K80	2CCS863001R0627	0.74	1	
100	201784	S803S-K100	2CCS863001R0637	0.74	1	
125	201791	S803S-K125	2CCS863001R0647	0.74	1	
4	0.5	500276	S804S-K0,5	2CCF019961R0001	0.98	1
	1	500283	S804S-K1	2CCF019962R0001	0.98	1
	1.6	500290	S804S-K1,6	2CCF019963R0001	0.98	1
	2	500306	S804S-K2	2CCF019964R0001	0.98	1
	2.5	500313	S804S-K2,5	2CCF019965R0001	0.98	1
	3	500320	S804S-K3	2CCF019966R0001	0.98	1
	4	500337	S804S-K4	2CCF019967R0001	0.98	1
	5	500344	S804S-K5	2CCF019968R0001	0.98	1
	6	408251	S804S-K6	2CCS864001R0067	0.98	1
	8	411473	S804S-K8	2CCS864001R0407	0.98	1
	10	201807	S804S-K10	2CCS864001R0427	0.98	1
	13	201814	S804S-K13	2CCS864001R0447	0.98	1
	16	201821	S804S-K16	2CCS864001R0467	0.98	1
	20	201838	S804S-K20	2CCS864001R0487	0.98	1
	25	201845	S804S-K25	2CCS864001R0517	0.98	1
	32	201852	S804S-K32	2CCS864001R0537	0.98	1
	40	201869	S804S-K40	2CCS864001R0557	0.98	1
50	201876	S804S-K50	2CCS864001R0577	0.98	1	
63	201883	S804S-K63	2CCS864001R0597	0.98	1	
80	201890	S804S-K80	2CCS864001R0627	0.98	1	
100	201906	S804S-K100	2CCS864001R0637	0.98	1	
125	201913	S804S-K125	2CCS864001R0647	0.98	1	



High performance MCBs

S800S series with ring terminal connection, K characteristic

S800S-K characteristic

Function: protection and control of the circuits like motors, transformer and auxiliary circuits, against overloads and short-circuits when a high breaking capacity is required; very useful when selectivity is needed vs an MCCB or back-up vs other MCBs wired downstream.

Advantages: no nuisance tripping in the case of functional peak currents up to $10 \times I_n$, depending on the series; through its highly sensitive thermostatic bimetal trip, the K-type characteristic offers protection to damageable elements in the overcurrent range; it also provides the best protection to cables and lines.

Applications: commercial and industrial.

Standard: IEC/EN 60947-2

Icu=50 kA



S801S



S802S

Number of poles	Rated current In A	Bbn 7612271 EAN	Order details		Price 1 piece	Weight 1 piece kg	Pack unit pc.
			Type code	Order code			
1	6	408381	S801S-K6-R	2CCS861002R0067	0.245	1	
	8	411602	S801S-K8-R	2CCS861002R0407	0.245	1	
	10	209391	S801S-K10-R	2CCS861002R0427	0.245	1	
	13	209407	S801S-K13-R	2CCS861002R0447	0.245	1	
	16	209414	S801S-K16-R	2CCS861002R0467	0.245	1	
	20	209421	S801S-K20-R	2CCS861002R0487	0.245	1	
	25	209438	S801S-K25-R	2CCS861002R0517	0.245	1	
	32	209445	S801S-K32-R	2CCS861002R0537	0.245	1	
	40	207540	S801S-K40-R	2CCS861002R0557	0.245	1	
	50	207557	S801S-K50-R	2CCS861002R0577	0.245	1	
	63	207564	S801S-K63-R	2CCS861002R0597	0.245	1	
	80	207571	S801S-K80-R	2CCS861002R0627	0.245	1	
	100	207588	S801S-K100-R	2CCS861002R0637	0.245	1	
125	207595	S801S-K125-R	2CCS861002R0647	0.245	1		
2	6	408398	S802S-K6-R	2CCS862002R0067	0.49	1	
	8	411619	S802S-K8-R	2CCS862002R0407	0.49	1	
	10	209452	S802S-K10-R	2CCS862002R0427	0.49	1	
	13	209469	S802S-K13-R	2CCS862002R0447	0.49	1	
	16	209476	S802S-K16-R	2CCS862002R0467	0.49	1	
	20	209483	S802S-K20-R	2CCS862002R0487	0.49	1	
	25	209490	S802S-K25-R	2CCS862002R0517	0.49	1	
	32	209506	S802S-K32-R	2CCS862002R0537	0.49	1	
	40	207601	S802S-K40-R	2CCS862002R0557	0.49	1	
	50	207618	S802S-K50-R	2CCS862002R0577	0.49	1	
	63	207625	S802S-K63-R	2CCS862002R0597	0.49	1	
	80	207632	S802S-K80-R	2CCS862002R0627	0.49	1	
	100	207649	S802S-K100-R	2CCS862002R0637	0.49	1	
125	207656	S802S-K125-R	2CCS862002R0647	0.49	1		

High performance MCBs

S800S series with ring terminal connection, K characteristic



S803S



S804S

Number of poles	Rated current In A	Bbn 7612271 EAN	Order details		Price 1 piece	Weight 1 piece kg	Pack unit pc.
			Type code	Order code			
3	6	408404	S803S-K6-R	2CCS863002R0067	0.735	1	
	8	411626	S803S-K8-R	2CCS863002R0407			
	10	209513	S803S-K10-R	2CCS863002R0427			
	13	209520	S803S-K13-R	2CCS863002R0447			
	16	209537	S803S-K16-R	2CCS863002R0467			
	20	209544	S803S-K20-R	2CCS863002R0487			
	25	209551	S803S-K25-R	2CCS863002R0517			
	32	209568	S803S-K32-R	2CCS863002R0537			
	40	207663	S803S-K40-R	2CCS863002R0557			
	50	207670	S803S-K50-R	2CCS863002R0577			
	63	207687	S803S-K63-R	2CCS863002R0597			
	80	207694	S803S-K80-R	2CCS863002R0627			
	100	207700	S803S-K100-R	2CCS863002R0637			
125	207717	S803S-K125-R	2CCS863002R0647				
4	6	408411	S804S-K6-R	2CCS864002R0067	0.98	1	
	8	411633	S804S-K8-R	2CCS864002R0407			
	10	209575	S804S-K10-R	2CCS864002R0427			
	13	209582	S804S-K13-R	2CCS864002R0447			
	16	209599	S804S-K16-R	2CCS864002R0467			
	20	209605	S804S-K20-R	2CCS864002R0487			
	25	209612	S804S-K25-R	2CCS864002R0517			
	32	209629	S804S-K32-R	2CCS864002R0537			
	40	207724	S804S-K40-R	2CCS864002R0557			
	50	207731	S804S-K50-R	2CCS864002R0577			
	63	207748	S804S-K63-R	2CCS864002R0597			
	80	207755	S804S-K80-R	2CCS864002R0627			
	100	207762	S804S-K100-R	2CCS864002R0637			
125	207779	S804S-K125-R	2CCS864002R0647				

High performance MCBs

S800S series KM characteristic

S800S-KM characteristic with cage terminal

Function: protection and control of the circuits against overloads and short-circuits when a high breaking capacity is required; only magnetic version dedicated to protect motors; very useful when selectivity is needed vs an MCCB or back-up vs other MCBs wired downstream; version dedicated to application in direct current circuits.

Applications: commercial and industrial.

Standard: IEC/EN 60947-2

Icu=50 kA



Number of poles	Rated current [A]	GTIN EAN 76122712	Order details		Weight [kg]	Pack. unit
			Type Code	Order code		
3	10	41104	S803S-KM10	2CCF019559R0001	0.735	1
	16	41111	S803S-KM16	2CCF019560R0001	0.735	1
	20	02194	S803S-KM20	2CCS863001R0486	0.74	1
	25	02200	S803S-KM25	2CCS863001R0516	0.74	1
	32	02217	S803S-KM32	2CCS863001R0536	0.74	1
	40	02224	S803S-KM40	2CCS863001R0556	0.74	1
	50	02231	S803S-KM50	2CCS863001R0576	0.74	1
	63	02248	S803S-KM63	2CCS863001R0596	0.74	1
	80	02255	S803S-KM80	2CCS863001R0626	0.74	1

*M stands for magnetic tripping only

S800S-KM-R characteristic with ring terminal connection

Function: protection and control of the circuits against overloads and short-circuits when a high breaking capacity is required; only magnetic version dedicated to protect motors; very useful when selectivity is needed vs an MCCB or back-up vs other MCBs wired downstream; version dedicated to application in direct current circuits.

Applications: commercial and industrial.

Standard: IEC/EN 60947-2

Icu=50 kA



S804S

Number of poles	Rated current In A	Bbn 7612271 EAN	Order details		Price 1 piece	Weight 1 piece kg	Pack unit pc.
			Type code	Order code			
3	20	210830	S803S-KM20-R	2CCS863002R0486	0.735	1	
	25	210847	S803S-KM25-R	2CCS863002R0516	0.735	1	
	32	210854	S803S-KM32-R	2CCS863002R0536	0.735	1	
	40	207786	S803S-KM40-R	2CCS863002R0556	0.735	1	
	50	207793	S803S-KM50-R	2CCS863002R0576	0.735	1	
	63	207809	S803S-KM63-R	2CCS863002R0596	0.735	1	
	80	207816	S803S-KM80-R	2CCS863002R0626	0.735	1	

High performance MCBs

S800S series DC range with cage terminal, UC-B characteristic

S800S-UCB characteristic

Function: protection and control of the circuits against overloads and short-circuits when a high breaking capacity is required; protection for people and big length cables in TN and IT systems; very useful when selectivity is needed vs an MCCB or back-up vs other MCBs wired downstream; version dedicated to application in direct current circuits.

Applications: commercial and industrial.

Standard: IEC/EN 60947-2

Icu=50 kA



Number of poles	Rated current [A]	GTIN EAN 76122712	Order details		Weight [kg]	Pack. unit
			Type Code	Order code		
1	0.5	500351	S801S-UCB0,5	2CCF019969R0001	0.25	1
	1	500368	S801S-UCB1	2CCF019970R0001	0.25	1
	1.6	500375	S801S-UCB1,6	2CCF019971R0001	0.25	1
	2	500382	S801S-UCB2	2CCF019972R0001	0.25	1
	2.5	500399	S801S-UCB2,5	2CCF019973R0001	0.25	1
	3	500405	S801S-UCB3	2CCF019974R0001	0.25	1
	4	500412	S801S-UCB4	2CCF019975R0001	0.25	1
	5	500429	S801S-UCB5	2CCF019976R0001	0.25	1
	6	500436	S801S-UCB6	2CCF019977R0001	0.25	1
	8	500443	S801S-UCB8	2CCF019978R0001	0.25	1
	10	02842	S801S-UCB10	2CCS861001R1105	0.24	1
	13	02859	S801S-UCB13	2CCS861001R1135	0.24	1
	16	02866	S801S-UCB16	2CCS861001R1165	0.24	1
	20	02873	S801S-UCB20	2CCS861001R1205	0.24	1
	25	02880	S801S-UCB25	2CCS861001R1255	0.24	1
	32	02897	S801S-UCB32	2CCS861001R1325	0.24	1
	40	02903	S801S-UCB40	2CCS861001R1405	0.24	1
50	02910	S801S-UCB50	2CCS861001R1505	0.24	1	
63	02927	S801S-UCB63	2CCS861001R1635	0.24	1	
80	02934	S801S-UCB80	2CCS861001R1805	0.24	1	
100	02941	S801S-UCB100	2CCS861001R1825	0.24	1	
125	02958	S801S-UCB125	2CCS861001R1845	0.24	1	
2	0.5	500559	S802S-UCB0,5	2CCF019989R0001	0.49	1
	1	500566	S802S-UCB1	2CCF019990R0001	0.49	1
	1.6	500573	S802S-UCB1,6	2CCF019991R0001	0.49	1
	2	500580	S802S-UCB2	2CCF019992R0001	0.49	1
	2.5	500597	S802S-UCB2,5	2CCF019993R0001	0.49	1
	3	500603	S802S-UCB3	2CCF019994R0001	0.49	1
	4	500610	S802S-UCB4	2CCF019995R0001	0.49	1
	5	500627	S802S-UCB5	2CCF019996R0001	0.49	1
	6	500634	S802S-UCB6	2CCF019997R0001	0.49	1
	8	500641	S802S-UCB8	2CCF019998R0001	0.49	1
	10	02965	S802S-UCB10	2CCS862001R1105	0.49	1
	13	02972	S802S-UCB13	2CCS862001R1135	0.49	1
	16	02989	S802S-UCB16	2CCS862001R1165	0.49	1
	20	02996	S802S-UCB20	2CCS862001R1205	0.49	1
	25	03009	S802S-UCB25	2CCS862001R1255	0.49	1
	32	03016	S802S-UCB32	2CCS862001R1325	0.49	1
	40	03023	S802S-UCB40	2CCS862001R1405	0.49	1
50	03030	S802S-UCB50	2CCS862001R1505	0.49	1	
63	03047	S802S-UCB63	2CCS862001R1635	0.49	1	
80	03054	S802S-UCB80	2CCS862001R1805	0.49	1	
100	03061	S802S-UCB100	2CCS862001R1825	0.49	1	
125	03078	S802S-UCB125	2CCS862001R1845	0.49	1	

*For DC applications



High performance MCBs

S800S series DC range with cage terminal, UC-B characteristic



Number of poles	Rated current [A]	GTIN EAN 7612271	Order details		Weight [kg]	Pack. unit
			Type Code	Order code		
3	0.5	502713	S803S-UCB0,5	2CCF030040R0001	0.74	1
	1	502720	S803S-UCB1	2CCF030041R0001	0.74	1
	1.6	502874	S803S-UCB1,6	2CCF030056R0001	0.74	1
	2	502737	S803S-UCB2	2CCF030042R0001	0.74	1
	2.5	502744	S803S-UCB2,5	2CCF030043R0001	0.74	1
	3	502881	S803S-UCB3	2CCF030057R0001	0.74	1
	4	502751	S803S-UCB4	2CCF030044R0001	0.74	1
	5	502768	S803S-UCB5	2CCF030045R0001	0.74	1
	6	502898	S803S-UCB6	2CCF030058R0001	0.74	1
	8	500849	S803S-UCB8	2CCF020018R0001	0.74	1
	10	203085	S803S-UCB10	2CCS863001R1105	0.74	1
	13	203092	S803S-UCB13	2CCS863001R1135	0.74	1
	16	203108	S803S-UCB16	2CCS863001R1165	0.74	1
	20	203115	S803S-UCB20	2CCS863001R1205	0.74	1
	25	203122	S803S-UCB25	2CCS863001R1255	0.74	1
	32	203139	S803S-UCB32	2CCS863001R1325	0.74	1
	40	203146	S803S-UCB40	2CCS863001R1405	0.74	1
50	203153	S803S-UCB50	2CCS863001R1505	0.74	1	
63	203160	S803S-UCB63	2CCS863001R1635	0.74	1	
80	203177	S803S-UCB80	2CCS863001R1805	0.74	1	
100	203184	S803S-UCB100	2CCS863001R1825	0.74	1	
125	203191	S803S-UCB125	2CCS863001R1845	0.74	1	
4	0.5	500955	S804S-UCB0,5	2CCF020029R0001	0.98	1
	1	500962	S804S-UCB1	2CCF020030R0001	0.98	1
	1.6	500979	S804S-UCB1,6	2CCF020031R0001	0.98	1
	2	500986	S804S-UCB2	2CCF020032R0001	0.98	1
	2.5	500993	S804S-UCB2,5	2CCF020033R0001	0.98	1
	3	501006	S804S-UCB3	2CCF020034R0001	0.98	1
	4	501013	S804S-UCB4	2CCF020035R0001	0.98	1
	5	502775	S804S-UCB5	2CCF030046R0001	0.98	1
	6	502782	S804S-UCB6	2CCF030047R0001	0.98	1
	8	502904	S804S-UCB8	2CCF030059R0001	0.98	1
	10	203207	S804S-UCB10	2CCS864001R1105	0.98	1
	13	203214	S804S-UCB13	2CCS864001R1135	0.98	1
	16	203221	S804S-UCB16	2CCS864001R1165	0.98	1
	20	203238	S804S-UCB20	2CCS864001R1205	0.98	1
	25	203245	S804S-UCB25	2CCS864001R1255	0.98	1
	32	203252	S804S-UCB32	2CCS864001R1325	0.98	1
	40	203269	S804S-UCB40	2CCS864001R1405	0.98	1
50	203276	S804S-UCB50	2CCS864001R1505	0.98	1	
63	203283	S804S-UCB63	2CCS864001R1635	0.98	1	
80	203290	S804S-UCB80	2CCS864001R1805	0.98	1	
100	203306	S804S-UCB100	2CCS864001R1825	0.98	1	
125	203313	S804S-UCB125	2CCS864001R1845	0.98	1	

*For DC applications

High performance MCBs

S800S series DC range with ring terminal connection, UC-B characteristic

S800S-UCB characteristic

Function: protection and control of the circuits against overloads and short-circuits when a high breaking capacity is required; protection for people and big length cables in TN and IT systems; very useful when selectivity is needed vs an MCCB or back-up vs other MCBs wired downstream; version dedicated to application in direct current circuits.

Applications: commercial and industrial.

Standard: IEC/EN 60947-2

Icu=50 kA



S801S



S802S

Number of poles	Rated current In A	Bbn 7612271 EAN	Order details		Price 1 piece	Weight 1 piece kg	Pack unit pc.
			Type code	Order code			
1	10	210359	S801S-UCB10-R	2CCS861002R1105		0.245	1
	13	210366	S801S-UCB13-R	2CCS861002R1135		0.245	1
	16	210373	S801S-UCB16-R	2CCS861002R1165		0.245	1
	20	210380	S801S-UCB20-R	2CCS861002R1205		0.245	1
	25	210397	S801S-UCB25-R	2CCS861002R1255		0.245	1
	32	210403	S801S-UCB32-R	2CCS861002R1325		0.245	1
	40	208424	S801S-UCB40-R	2CCS861002R1405		0.245	1
	50	208431	S801S-UCB50-R	2CCS861002R1505		0.245	1
	63	208448	S801S-UCB63-R	2CCS861002R1635		0.245	1
	80	208455	S801S-UCB80-R	2CCS861002R1805		0.245	1
	100	208462	S801S-UCB100-R	2CCS861002R1825		0.245	1
	125	208479	S801S-UCB125-R	2CCS861002R1845		0.245	1
2	10	210410	S802S-UCB10-R	2CCS862002R1105		0.49	1
	13	210427	S802S-UCB13-R	2CCS862002R1135		0.49	1
	16	210434	S802S-UCB16-R	2CCS862002R1165		0.49	1
	20	210441	S802S-UCB20-R	2CCS862002R1205		0.49	1
	25	210458	S802S-UCB25-R	2CCS862002R1255		0.49	1
	32	210465	S802S-UCB32-R	2CCS862002R1325		0.49	1
	40	208486	S802S-UCB40-R	2CCS862002R1405		0.49	1
	50	208493	S802S-UCB50-R	2CCS862002R1505		0.49	1
	63	208509	S802S-UCB63-R	2CCS862002R1635		0.49	1
	80	208516	S802S-UCB80-R	2CCS862002R1805		0.49	1
	100	208523	S802S-UCB100-R	2CCS862002R1825		0.49	1
	125	208530	S802S-UCB125-R	2CCS862002R1845		0.49	1

High performance MCBs

S800S series DC range with ring terminal connection, UC-B characteristic



S803S



S804S

Number of poles	Rated current In A	Bbn 7612271 EAN	Order details		Price 1 piece	Weight 1 piece kg	Pack unit pc.
			Type code	Order code			
3	10	210472	S803S-UCB10-R	2CCS863002R1105	0.735	1	
	13	210489	S803S-UCB13-R	2CCS863002R1135	0.735	1	
	16	210496	S803S-UCB16-R	2CCS863002R1165	0.735	1	
	20	210502	S803S-UCB20-R	2CCS863002R1205	0.735	1	
	25	210519	S803S-UCB25-R	2CCS863002R1255	0.735	1	
	32	210526	S803S-UCB32-R	2CCS863002R1325	0.735	1	
	40	208547	S803S-UCB40-R	2CCS863002R1405	0.735	1	
	50	208554	S803S-UCB50-R	2CCS863002R1505	0.735	1	
	63	208561	S803S-UCB63-R	2CCS863002R1635	0.735	1	
	80	208578	S803S-UCB80-R	2CCS863002R1805	0.735	1	
	100	208585	S803S-UCB100-R	2CCS863002R1825	0.735	1	
	125	208592	S803S-UCB125-R	2CCS863002R1845	0.735	1	
4	10	210533	S804S-UCB10-R	2CCS864002R1105	0.98	1	
	13	210540	S804S-UCB13-R	2CCS864002R1135	0.98	1	
	16	210557	S804S-UCB16-R	2CCS864002R1165	0.98	1	
	20	210564	S804S-UCB20-R	2CCS864002R1205	0.98	1	
	25	210571	S804S-UCB25-R	2CCS864002R1255	0.98	1	
	32	210588	S804S-UCB32-R	2CCS864002R1325	0.98	1	
	40	208608	S804S-UCB40-R	2CCS864002R1405	0.98	1	
	50	208615	S804S-UCB50-R	2CCS864002R1505	0.98	1	
	63	208622	S804S-UCB63-R	2CCS864002R1635	0.98	1	
	80	208639	S804S-UCB80-R	2CCS864002R1805	0.98	1	
	100	208646	S804S-UCB100-R	2CCS864002R1825	0.98	1	
	125	208653	S804S-UCB125-R	2CCS864002R1845	0.98	1	

High performance MCBs

S800S series DC range with cage terminal, UC-K characteristic

S800S-UCK characteristic

Function: protection and control of the circuits like motors, transformer and auxiliary circuits, against overloads and short-circuits when a high breaking capacity is required; very useful when selectivity is needed vs an MCCB or back-up vs other MCBs wired downstream; version dedicated to application in direct current circuits.

Advantages: no nuisance tripping in the case of functional peak currents up to $10 \times I_n$, depending on the series; through its highly sensitive thermostatic bimetal trip, the K-type characteristic offers protection to damageable elements in the overcurrent range; it also provides the best protection to cables and lines.

Applications: commercial and industrial.

Standard: IEC/EN 60947-2

Icu=50 kA



Number of poles	Rated current [A]	GTIN EAN 7612271	Order details		Weight [kg]	Pack. unit
			Type Code	Order code		
1	0.5	500450	S801S-UCK0,5	2CCF019979R0001	0.25	1
	1	500467	S801S-UCK1	2CCF019980R0001	0.25	1
	1.6	500474	S801S-UCK1,6	2CCF019981R0001	0.25	1
	2	500481	S801S-UCK2	2CCF019982R0001	0.25	1
	2.5	500498	S801S-UCK2,5	2CCF019983R0001	0.25	1
	3	500504	S801S-UCK3	2CCF019984R0001	0.25	1
	4	500511	S801S-UCK4	2CCF019985R0001	0.25	1
	5	500528	S801S-UCK5	2CCF019986R0001	0.25	1
	6	500535	S801S-UCK6	2CCF019987R0001	0.25	1
	8	500542	S801S-UCK8	2CCF019988R0001	0.25	1
	10	203320	S801S-UCK10	2CCS861001R1427	0.24	1
	13	203337	S801S-UCK13	2CCS861001R1447	0.24	1
	16	203344	S801S-UCK16	2CCS861001R1467	0.24	1
	20	203351	S801S-UCK20	2CCS861001R1487	0.24	1
	25	203368	S801S-UCK25	2CCS861001R1517	0.24	1
	32	203375	S801S-UCK32	2CCS861001R1537	0.24	1
	40	203382	S801S-UCK40	2CCS861001R1557	0.24	1
50	203399	S801S-UCK50	2CCS861001R1577	0.24	1	
63	203405	S801S-UCK63	2CCS861001R1597	0.24	1	
80	203412	S801S-UCK80	2CCS861001R1627	0.24	1	
100	203429	S801S-UCK100	2CCS861001R1637	0.24	1	
125	203436	S801S-UCK125	2CCS861001R1647	0.24	1	
2	0.5	500658	S802S-UCK0,5	2CCF019999R0001	0.49	1
	1	502652	S802S-UCK1	2CCF030034R0001	0.49	1
	1.6	502669	S802S-UCK1,6	2CCF030035R0001	0.49	1
	2	502843	S802S-UCK2	2CCF030053R0001	0.49	1
	2.5	502676	S802S-UCK2,5	2CCF030036R0001	0.49	1
	3	502683	S802S-UCK3	2CCF030037R0001	0.49	1
	4	502850	S802S-UCK4	2CCF030054R0001	0.49	1
	5	502690	S802S-UCK5	2CCF030038R0001	0.49	1
	6	502706	S802S-UCK6	2CCF030039R0001	0.49	1
	8	502867	S802S-UCK8	2CCF030055R0001	0.49	1
	10	203443	S802S-UCK10	2CCS862001R1427	0.49	1
	13	203450	S802S-UCK13	2CCS862001R1447	0.49	1
	16	203467	S802S-UCK16	2CCS862001R1467	0.49	1
	20	203474	S802S-UCK20	2CCS862001R1487	0.49	1
	25	203481	S802S-UCK25	2CCS862001R1517	0.49	1
	32	203498	S802S-UCK32	2CCS862001R1537	0.49	1
	40	203504	S802S-UCK40	2CCS862001R1557	0.49	1
50	203511	S802S-UCK50	2CCS862001R1577	0.49	1	
63	203528	S802S-UCK63	2CCS862001R1597	0.49	1	
80	203535	S802S-UCK80	2CCS862001R1627	0.49	1	
100	203542	S802S-UCK100	2CCS862001R1637	0.49	1	
125	203559	S802S-UCK125	2CCS862001R1647	0.49	1	

*For DC applications

High performance MCBs

S800S series DC range with cage terminal, UC-K characteristic



Number of poles	Rated current [A]	GTIN EAN 7612271	Order details		Weight [kg]	Pack. unit
			Type Code	Order code		
3	0.5	500856	S803S-UCK0,5	2CCF020019R0001	0.74	1
	1	500863	S803S-UCK1	2CCF020020R0001	0.74	1
	1.6	500870	S803S-UCK1,6	2CCF020021R0001	0.74	1
	2	500887	S803S-UCK2	2CCF020022R0001	0.74	1
	2.5	500894	S803S-UCK2,5	2CCF020023R0001	0.74	1
	3	500900	S803S-UCK3	2CCF020024R0001	0.74	1
	4	500917	S803S-UCK4	2CCF020025R0001	0.74	1
	5	500924	S803S-UCK5	2CCF020026R0001	0.74	1
	6	500931	S803S-UCK6	2CCF020027R0001	0.74	1
	8	500948	S803S-UCK8	2CCF020028R0001	0.74	1
	10	203566	S803S-UCK10	2CCS863001R1427	0.74	1
	13	203573	S803S-UCK13	2CCS863001R1447	0.74	1
	16	203580	S803S-UCK16	2CCS863001R1467	0.74	1
	20	203597	S803S-UCK20	2CCS863001R1487	0.74	1
	25	203603	S803S-UCK25	2CCS863001R1517	0.74	1
	32	203610	S803S-UCK32	2CCS863001R1537	0.74	1
	40	203627	S803S-UCK40	2CCS863001R1557	0.74	1
	50	203634	S803S-UCK50	2CCS863001R1577	0.74	1
63	203641	S803S-UCK63	2CCS863001R1597	0.74	1	
80	203658	S803S-UCK80	2CCS863001R1627	0.74	1	
100	203665	S803S-UCK100	2CCS863001R1637	0.74	1	
125	203672	S803S-UCK125	2CCS863001R1647	0.74	1	
4	0.5	502799	S804S-UCK0,5	2CCF030048R0001	0.98	1
	1	502805	S804S-UCK1	2CCF030049R0001	0.98	1
	1.6	502911	S804S-UCK1,6	2CCF030060R0001	0.98	1
	2	502812	S804S-UCK2	2CCF030050R0001	0.98	1
	2.5	502829	S804S-UCK2,5	2CCF030051R0001	0.98	1
	3	502928	S804S-UCK3	2CCF030061R0001	0.98	1
	4	502836	S804S-UCK4	2CCF030052R0001	0.98	1
	5	502416	S804S-UCK5	2CCF030020R0001	0.98	1
	6	502607	S804S-UCK6	2CCF030029R0001	0.98	1
	8	501143	S804S-UCK8	2CCF020048R0001	0.98	1
	10	203689	S804S-UCK10	2CCS864001R1427	0.98	1
	13	203696	S804S-UCK13	2CCS864001R1447	0.98	1
	16	203702	S804S-UCK16	2CCS864001R1467	0.98	1
	20	203719	S804S-UCK20	2CCS864001R1487	0.98	1
	25	203726	S804S-UCK25	2CCS864001R1517	0.98	1
	32	203733	S804S-UCK32	2CCS864001R1537	0.98	1
	40	203740	S804S-UCK40	2CCS864001R1557	0.98	1
	50	203757	S804S-UCK50	2CCS864001R1577	0.98	1
63	203764	S804S-UCK63	2CCS864001R1597	0.98	1	
80	203771	S804S-UCK80	2CCS864001R1627	0.98	1	
100	203788	S804S-UCK100	2CCS864001R1637	0.98	1	
125	203795	S804S-UCK125	2CCS864001R1647	0.98	1	



*For DC applications

High performance MCBs

S800S series DC range with ring terminal connection, UC-K characteristic

S800S-UCK characteristic

Function: protection and control of the circuits like motors, transformer and auxiliary circuits, against overloads and short-circuits when a high breaking capacity is required; very useful when selectivity is needed vs an MCCB or back-up vs other MCBs wired downstream; version dedicated to application in direct current circuits.

Advantages: no nuisance tripping in the case of functional peak currents up to $10 \times I_n$, depending on the series; through its highly sensitive thermostatic bimetal trip, the K-type characteristic offers protection to damageable elements in the overcurrent range; it also provides the best protection to cables and lines.

Applications: commercial and industrial.

Standard: IEC/EN 60947-2

I_{cu}=50 kA



S801S



S802S

Number of poles	Rated current In A	Bbn 7612271 EAN	Order details		Price 1 piece	Weight 1 piece kg	Pack unit pc.
			Type code	Order code			
1	10	210595	S801S-UCK10-R	2CCS861002R1427	0.245	1	
	13	210601	S801S-UCK13-R	2CCS861002R1447	0.245	1	
	16	210618	S801S-UCK16-R	2CCS861002R1467	0.245	1	
	20	210625	S801S-UCK20-R	2CCS861002R1487	0.245	1	
	25	210632	S801S-UCK25-R	2CCS861002R1517	0.245	1	
	32	210649	S801S-UCK32-R	2CCS861002R1537	0.245	1	
	40	208660	S801S-UCK40-R	2CCS861002R1557	0.245	1	
	50	208677	S801S-UCK50-R	2CCS861002R1577	0.245	1	
	63	208684	S801S-UCK63-R	2CCS861002R1597	0.245	1	
	80	208691	S801S-UCK80-R	2CCS861002R1627	0.245	1	
	100	208707	S801S-UCK100-R	2CCS861002R1637	0.245	1	
	125	208714	S801S-UCK125-R	2CCS861002R1647	0.245	1	
2	10	210656	S802S-UCK10-R	2CCS862002R1427	0.490	1	
	13	210663	S802S-UCK13-R	2CCS862002R1447	0.490	1	
	16	210670	S802S-UCK16-R	2CCS862002R1467	0.490	1	
	20	210687	S802S-UCK20-R	2CCS862002R1487	0.490	1	
	25	210694	S802S-UCK25-R	2CCS862002R1517	0.490	1	
	32	210700	S802S-UCK32-R	2CCS862002R1537	0.490	1	
	40	208721	S802S-UCK40-R	2CCS862002R1557	0.490	1	
	50	208738	S802S-UCK50-R	2CCS862002R1577	0.490	1	
	63	208745	S802S-UCK63-R	2CCS862002R1597	0.490	1	
	80	208752	S802S-UCK80-R	2CCS862002R1627	0.490	1	
	100	208769	S802S-UCK100-R	2CCS862002R1637	0.490	1	
	125	208776	S802S-UCK125-R	2CCS862002R1647	0.490	1	

High performance MCBs

S800S series DC range with ring terminal connection, UC-K characteristic



S803S



S804S

Number of poles	Rated current In A	Bbn 7612271 EAN	Order details		Price 1 piece	Weight 1 piece kg	Pack unit pc.
			Type code	Order code			
3	10	210717	S803S-UCK10-R	2CCS863002R1427	0.735	1	
	13	210724	S803S-UCK13-R	2CCS863002R1447	0.735	1	
	16	210731	S803S-UCK16-R	2CCS863002R1467	0.735	1	
	20	210748	S803S-UCK20-R	2CCS863002R1487	0.735	1	
	25	210755	S803S-UCK25-R	2CCS863002R1517	0.735	1	
	32	210762	S803S-UCK32-R	2CCS863002R1537	0.735	1	
	40	208783	S803S-UCK40-R	2CCS863002R1557	0.735	1	
	50	208790	S803S-UCK50-R	2CCS863002R1577	0.735	1	
	63	208806	S803S-UCK63-R	2CCS863002R1597	0.735	1	
	80	208813	S803S-UCK80-R	2CCS863002R1627	0.735	1	
	100	208820	S803S-UCK100-R	2CCS863002R1637	0.735	1	
	125	208837	S803S-UCK125-R	2CCS863002R1647	0.735	1	
4	10	210779	S804S-UCK10-R	2CCS864002R1427	0.98	1	
	13	210786	S804S-UCK13-R	2CCS864002R1447	0.98	1	
	16	210793	S804S-UCK16-R	2CCS864002R1467	0.98	1	
	20	210809	S804S-UCK20-R	2CCS864002R1487	0.98	1	
	25	210816	S804S-UCK25-R	2CCS864002R1517	0.98	1	
	32	210823	S804S-UCK32-R	2CCS864002R1537	0.98	1	
	40	208844	S804S-UCK40-R	2CCS864002R1557	0.98	1	
	50	208851	S804S-UCK50-R	2CCS864002R1577	0.98	1	
	63	208868	S804S-UCK63-R	2CCS864002R1597	0.98	1	
	80	208875	S804S-UCK80-R	2CCS864002R1627	0.98	1	
	100	208882	S804S-UCK100-R	2CCS864002R1637	0.98	1	
	125	208899	S804S-UCK125-R	2CCS864002R1647	0.98	1	

High performance MCBs

S800N series with cage terminal, B characteristic

S800N-B characteristic

Function: protection and control of the circuits against overloads and short-circuits when a high breaking capacity is required; protection for people and big length cables in TN and IT systems; very useful when selectivity is needed vs an MCCB or back-up vs other MCBs wired downstream.

Applications: commercial and industrial.

Standard: IEC/EN 60898, IEC/EN 60947-2

I_{cn}=20 kA (10 ... 80 A)

I_{cu}=36 kA



Number of poles	Rated current [A]	GTIN EAN 7612271	Order details		Weight [kg]	Pack. unit
			Type Code	Order code		
1	6	408428	S801N-B6	2CCS891001R0065	0.24	1
	8	411640	S801N-B8	2CCS891001R0085	0.24	1
	10	203801	S801N-B10	2CCS891001R0105	0.24	1
	13	203818	S801N-B13	2CCS891001R0135	0.24	1
	16	203825	S801N-B16	2CCS891001R0165	0.24	1
	20	203832	S801N-B20	2CCS891001R0205	0.24	1
	25	203849	S801N-B25	2CCS891001R0255	0.24	1
	32	203856	S801N-B32	2CCS891001R0325	0.24	1
	40	203863	S801N-B40	2CCS891001R0405	0.24	1
	50	203870	S801N-B50	2CCS891001R0505	0.24	1
	63	203887	S801N-B63	2CCS891001R0635	0.24	1
	80	203894	S801N-B80	2CCS891001R0805	0.24	1
	100	203900	S801N-B100	2CCS891001R0825	0.24	1
	125	203917	S801N-B125	2CCS891001R0845	0.24	1
2	6	408435	S802N-B6	2CCS892001R0065	0.48	1
	8	411657	S802N-B8	2CCS892001R0085	0.48	1
	10	203924	S802N-B10	2CCS892001R0105	0.48	1
	13	203931	S802N-B13	2CCS892001R0135	0.48	1
	16	203948	S802N-B16	2CCS892001R0165	0.48	1
	20	203955	S802N-B20	2CCS892001R0205	0.48	1
	25	203962	S802N-B25	2CCS892001R0255	0.48	1
	32	203979	S802N-B32	2CCS892001R0325	0.48	1
	40	203986	S802N-B40	2CCS892001R0405	0.48	1
	50	203993	S802N-B50	2CCS892001R0505	0.48	1
	63	204006	S802N-B63	2CCS892001R0635	0.48	1
	80	204013	S802N-B80	2CCS892001R0805	0.48	1
	100	204020	S802N-B100	2CCS892001R0825	0.48	1
	125	204037	S802N-B125	2CCS892001R0845	0.48	1

High performance MCBs

S800N series with cage terminal, B characteristic



Number of poles	Rated current [A]	GTIN EAN 7612271	Order details		Weight [kg]	Pack. unit
			Type Code	Order code		
3	6	408442	S803N-B6	2CCS893001R0065	0.72	1
	8	411664	S803N-B8	2CCS893001R0085	0.72	1
	10	204044	S803N-B10	2CCS893001R0105	0.72	1
	13	204051	S803N-B13	2CCS893001R0135	0.72	1
	16	204068	S803N-B16	2CCS893001R0165	0.72	1
	20	204075	S803N-B20	2CCS893001R0205	0.72	1
	25	204082	S803N-B25	2CCS893001R0255	0.72	1
	32	204099	S803N-B32	2CCS893001R0325	0.72	1
	40	204105	S803N-B40	2CCS893001R0405	0.72	1
	50	204112	S803N-B50	2CCS893001R0505	0.72	1
	63	204129	S803N-B63	2CCS893001R0635	0.72	1
	80	204136	S803N-B80	2CCS893001R0805	0.72	1
	100	204143	S803N-B100	2CCS893001R0825	0.72	1
	125	204150	S803N-B125	2CCS893001R0845	0.72	1
4	6	408459	S804N-B6	2CCS894001R0065	0.96	1
	8	411671	S804N-B8	2CCS894001R0085	0.96	1
	10	204167	S804N-B10	2CCS894001R0105	0.96	1
	13	204174	S804N-B13	2CCS894001R0135	0.96	1
	16	204181	S804N-B16	2CCS894001R0165	0.96	1
	20	204198	S804N-B20	2CCS894001R0205	0.96	1
	25	204204	S804N-B25	2CCS894001R0255	0.96	1
	32	204211	S804N-B32	2CCS894001R0325	0.96	1
	40	204228	S804N-B40	2CCS894001R0405	0.96	1
	50	204235	S804N-B50	2CCS894001R0505	0.96	1
	63	204242	S804N-B63	2CCS894001R0635	0.96	1
	80	204259	S804N-B80	2CCS894001R0805	0.96	1
	100	204266	S804N-B100	2CCS894001R0825	0.96	1
	125	204273	S804N-B125	2CCS894001R0845	0.96	1

High performance MCBs

S800N series with cage terminal, C characteristic

S800N-C characteristic

Function: protection and control of the circuits against overloads and short-circuits when a high breaking capacity is required; protection for resistive and inductive loads with low inrush current; very useful when selectivity is needed vs an MCCB or back-up vs other MCBs wired downstream.

Applications: commercial and industrial.

Standard: IEC/EN 60898, IEC/EN 60947-2

I_{cn}=20 kA (10 ... 80 A)

I_{cu}=36 kA



Number of poles	Rated current [A]	GTIN EAN 7612271	Order details		Weight [kg]	Pack. unit
			Type Code	Order code		
1	6	408466	S801N-C6	2CCS891001R0064	0.24	1
	8	411688	S801N-C8	2CCS891001R0084	0.24	1
	10	204280	S801N-C10	2CCS891001R0104	0.24	1
	13	204297	S801N-C13	2CCS891001R0134	0.24	1
	16	204303	S801N-C16	2CCS891001R0164	0.24	1
	20	204310	S801N-C20	2CCS891001R0204	0.24	1
	25	204327	S801N-C25	2CCS891001R0254	0.24	1
	32	204334	S801N-C32	2CCS891001R0324	0.24	1
	40	204341	S801N-C40	2CCS891001R0404	0.24	1
	50	204358	S801N-C50	2CCS891001R0504	0.24	1
	63	204365	S801N-C63	2CCS891001R0634	0.24	1
	80	204372	S801N-C80	2CCS891001R0804	0.24	1
	100	204389	S801N-C100	2CCS891001R0824	0.24	1
	125	204396	S801N-C125	2CCS891001R0844	0.24	1
2	6	408473	S802N-C6	2CCS892001R0064	0.48	1
	8	411695	S802N-C8	2CCS892001R0084	0.48	1
	10	204402	S802N-C10	2CCS892001R0104	0.48	1
	13	204419	S802N-C13	2CCS892001R0134	0.48	1
	16	204426	S802N-C16	2CCS892001R0164	0.48	1
	20	204433	S802N-C20	2CCS892001R0204	0.48	1
	25	204440	S802N-C25	2CCS892001R0254	0.48	1
	32	204457	S802N-C32	2CCS892001R0324	0.48	1
	40	204464	S802N-C40	2CCS892001R0404	0.48	1
	50	204471	S802N-C50	2CCS892001R0504	0.48	1
	63	204488	S802N-C63	2CCS892001R0634	0.48	1
	80	204495	S802N-C80	2CCS892001R0804	0.48	1
	100	204501	S802N-C100	2CCS892001R0824	0.48	1
	125	204518	S802N-C125	2CCS892001R0844	0.48	1

High performance MCBs

S800N series with cage terminal, C characteristic



Number of poles	Rated current [A]	GTIN EAN 7612271	Order details		Weight [kg]	Pack. unit
			Type Code	Order code		
3	6	408480	S803N-C6	2CCS893001R0064	0.72	1
	8	411701	S803N-C8	2CCS893001R0084	0.72	1
	10	204525	S803N-C10	2CCS893001R0104	0.72	1
	13	204532	S803N-C13	2CCS893001R0134	0.72	1
	16	204549	S803N-C16	2CCS893001R0164	0.72	1
	20	204556	S803N-C20	2CCS893001R0204	0.72	1
	25	204563	S803N-C25	2CCS893001R0254	0.72	1
	32	204570	S803N-C32	2CCS893001R0324	0.72	1
	40	204587	S803N-C40	2CCS893001R0404	0.72	1
	50	204594	S803N-C50	2CCS893001R0504	0.72	1
	63	204600	S803N-C63	2CCS893001R0634	0.72	1
	80	204617	S803N-C80	2CCS893001R0804	0.72	1
	100	204624	S803N-C100	2CCS893001R0824	0.72	1
	125	204631	S803N-C125	2CCS893001R0844	0.72	1
4	6	408497	S804N-C6	2CCS894001R0064	0.96	1
	8	411718	S804N-C8	2CCS894001R0084	0.96	1
	10	204648	S804N-C10	2CCS894001R0104	0.96	1
	13	204655	S804N-C13	2CCS894001R0134	0.96	1
	16	204662	S804N-C16	2CCS894001R0164	0.96	1
	20	204679	S804N-C20	2CCS894001R0204	0.96	1
	25	204686	S804N-C25	2CCS894001R0254	0.96	1
	32	204693	S804N-C32	2CCS894001R0324	0.96	1
	40	204709	S804N-C40	2CCS894001R0404	0.96	1
	50	204716	S804N-C50	2CCS894001R0504	0.96	1
	63	204723	S804N-C63	2CCS894001R0634	0.96	1
	80	204730	S804N-C80	2CCS894001R0804	0.96	1
	100	204747	S804N-C100	2CCS894001R0824	0.96	1
	125	204754	S804N-C125	2CCS894001R0844	0.96	1

High performance MCBs

S800N series with cage terminal, D characteristic

S800N-D characteristic

Function: protection and control of the circuits against overloads and short-circuits when a high breaking capacity is required; protection for circuits which supply loads with high inrush current at the circuit closing (motors, LV / LV transformers, breakdown lamps); very useful when selectivity is needed vs an MCCB or back-up vs other MCBs wired downstream.

Applications: commercial and industrial.

Standard: IEC/EN 60898, IEC/EN 60947-2

I_{cn}=20 kA (10 ... 80 A)

I_{cu}=36 kA



Number of poles	Rated current [A]	GTIN EAN 7612271	Order details		Weight [kg]	Pack. unit
			Type Code	Order code		
1	6	408503	S801N-D6	2CCS891001R0061	0.24	1
	8	411725	S801N-D8	2CCS891001R0081	0.24	1
	10	204761	S801N-D10	2CCS891001R0101	0.24	1
	13	204778	S801N-D13	2CCS891001R0131	0.24	1
	16	204785	S801N-D16	2CCS891001R0161	0.24	1
	20	204792	S801N-D20	2CCS891001R0201	0.24	1
	25	204808	S801N-D25	2CCS891001R0251	0.24	1
	32	204815	S801N-D32	2CCS891001R0321	0.24	1
	40	204822	S801N-D40	2CCS891001R0401	0.24	1
	50	204839	S801N-D50	2CCS891001R0501	0.24	1
	63	204846	S801N-D63	2CCS891001R0631	0.24	1
	80	204853	S801N-D80	2CCS891001R0801	0.24	1
	100	204860	S801N-D100	2CCS891001R0821	0.24	1
125	204877	S801N-D125	2CCS891001R0841	0.24	1	
2	6	408510	S802N-D6	2CCS892001R0061	0.49	1
	8	411732	S802N-D8	2CCS892001R0081	0.49	1
	10	204884	S802N-D10	2CCS892001R0101	0.49	1
	13	204891	S802N-D13	2CCS892001R0131	0.49	1
	16	204907	S802N-D16	2CCS892001R0161	0.49	1
	20	204914	S802N-D20	2CCS892001R0201	0.49	1
	25	204921	S802N-D25	2CCS892001R0251	0.49	1
	32	204938	S802N-D32	2CCS892001R0321	0.49	1
	40	204945	S802N-D40	2CCS892001R0401	0.49	1
	50	204952	S802N-D50	2CCS892001R0501	0.49	1
	63	204969	S802N-D63	2CCS892001R0631	0.49	1
	80	204976	S802N-D80	2CCS892001R0801	0.49	1
	100	204983	S802N-D100	2CCS892001R0821	0.49	1
125	204990	S802N-D125	2CCS892001R0841	0.49	1	
3	6	408527	S803N-D6	2CCS893001R0061	0.74	1
	8	411749	S803N-D8	2CCS893001R0081	0.74	1
	10	205003	S803N-D10	2CCS893001R0101	0.74	1
	13	205010	S803N-D13	2CCS893001R0131	0.74	1
	16	205027	S803N-D16	2CCS893001R0161	0.74	1
	20	205034	S803N-D20	2CCS893001R0201	0.74	1
	25	205041	S803N-D25	2CCS893001R0251	0.74	1
	32	205058	S803N-D32	2CCS893001R0321	0.74	1
	40	205065	S803N-D40	2CCS893001R0401	0.74	1
	50	205072	S803N-D50	2CCS893001R0501	0.74	1
	63	205089	S803N-D63	2CCS893001R0631	0.74	1
	80	205096	S803N-D80	2CCS893001R0801	0.74	1
	100	205102	S803N-D100	2CCS893001R0821	0.74	1
125	205119	S803N-D125	2CCS893001R0841	0.74	1	

High performance MCBs

S800N series with cage terminal, D characteristic



Number of poles	Rated current [A]	GTIN EAN 7612271	Order details		Weight [kg]	Pack. unit
			Type Code	Order code		
4	6	408534	S804N-D6	2CCS894001R0061	0.98	1
	8	411756	S804N-D8	2CCS894001R0081	0.98	1
	10	205126	S804N-D10	2CCS894001R0101	0.98	1
	13	205133	S804N-D13	2CCS894001R0131	0.98	1
	16	205140	S804N-D16	2CCS894001R0161	0.98	1
	20	205157	S804N-D20	2CCS894001R0201	0.98	1
	25	205164	S804N-D25	2CCS894001R0251	0.98	1
	32	205171	S804N-D32	2CCS894001R0321	0.98	1
	40	205188	S804N-D40	2CCS894001R0401	0.98	1
	50	205195	S804N-D50	2CCS894001R0501	0.98	1
	63	205201	S804N-D63	2CCS894001R0631	0.98	1
	80	205218	S804N-D80	2CCS894001R0801	0.98	1
	100	205225	S804N-D100	2CCS894001R0821	0.98	1
	125	205232	S804N-D125	2CCS894001R0841	0.98	1

High performance MCBs

S800C series with cage terminal, B characteristic

S800C-B characteristic

Function: protection and control of the circuits against overloads and short-circuits when a high breaking capacity is required; protection for people and big length cables in TN and IT systems; very useful when selectivity is needed vs an MCCB or back-up vs other MCBs wired downstream.

Applications: commercial and industrial.

Standard: IEC/EN 60947-2, IEC/EN 60898, UL 1077, supplementary protector

I_{cn}=15 kA

I_{cu}=25 kA



Number of poles	Rated current [A]	GTIN EAN 76122712	Order details		Weight [kg]	Pack. unit
			Type Code	Order code		
1	10	12087	S801C-B10	2CCS881001R0105	0.25	1
	13	12247	S801C-B13	2CCS881001R0135	0.25	1
	16	12407	S801C-B16	2CCS881001R0165	0.25	1
	20	12568	S801C-B20	2CCS881001R0205	0.25	1
	25	12728	S801C-B25	2CCS881001R0255	0.25	1
	32	12889	S801C-B32	2CCS881001R0325	0.25	1
	40	13046	S801C-B40	2CCS881001R0405	0.25	1
	50	13206	S801C-B50	2CCS881001R0505	0.25	1
	63	13367	S801C-B63	2CCS881001R0635	0.25	1
	80	13527	S801C-B80	2CCS881001R0805	0.25	1
	100	13688	S801C-B100	2CCS881001R0825	0.25	1
	125	13848	S801C-B125	2CCS881001R0845	0.25	1
2	10	12094	S802C-B10	2CCS882001R0105	0.49	1
	13	12254	S802C-B13	2CCS882001R0135	0.49	1
	16	12414	S802C-B16	2CCS882001R0165	0.49	1
	20	12575	S802C-B20	2CCS882001R0205	0.49	1
	25	12735	S802C-B25	2CCS882001R0255	0.49	1
	32	12896	S802C-B32	2CCS882001R0325	0.49	1
	40	13053	S802C-B40	2CCS882001R0405	0.49	1
	50	13213	S802C-B50	2CCS882001R0505	0.49	1
	63	13374	S802C-B63	2CCS882001R0635	0.49	1
	80	13534	S802C-B80	2CCS882001R0805	0.49	1
	100	13695	S802C-B100	2CCS882001R0825	0.49	1
	125	13855	S802C-B125	2CCS882001R0845	0.49	1
3	10	12100	S803C-B10	2CCS883001R0105	0.74	1
	13	12261	S803C-B13	2CCS883001R0135	0.74	1
	16	12421	S803C-B16	2CCS883001R0165	0.74	1
	20	12582	S803C-B20	2CCS883001R0205	0.74	1
	25	12742	S803C-B25	2CCS883001R0255	0.74	1
	32	12902	S803C-B32	2CCS883001R0325	0.74	1
	40	13060	S803C-B40	2CCS883001R0405	0.74	1
	50	13220	S803C-B50	2CCS883001R0505	0.74	1
	63	13381	S803C-B63	2CCS883001R0635	0.74	1
	80	13541	S803C-B80	2CCS883001R0805	0.74	1
	100	13701	S803C-B100	2CCS883001R0825	0.74	1
	125	13862	S803C-B125	2CCS883001R0845	0.74	1
4	10	12117	S804C-B10	2CCS884001R0105	0.98	1
	13	12278	S804C-B13	2CCS884001R0135	0.98	1
	16	12438	S804C-B16	2CCS884001R0165	0.98	1
	20	12599	S804C-B20	2CCS884001R0205	0.98	1
	25	12759	S804C-B25	2CCS884001R0255	0.98	1
	32	12919	S804C-B32	2CCS884001R0325	0.98	1
	40	13077	S804C-B40	2CCS884001R0405	0.98	1
	50	13237	S804C-B50	2CCS884001R0505	0.98	1
	63	13398	S804C-B63	2CCS884001R0635	0.98	1
	80	13558	S804C-B80	2CCS884001R0805	0.98	1
	100	13718	S804C-B100	2CCS884001R0825	0.98	1
	125	13879	S804C-B125	2CCS884001R0845	0.98	1



High performance MCBs

S800C series with cage terminal, C characteristic

S800C-C characteristic

Function: protection and control of the circuits against overloads and short-circuits when a high breaking capacity is required; protection for people and big length cables in TN and IT systems; very useful when selectivity is needed vs an MCCB or back-up vs other MCBs wired downstream.

Applications: commercial and industrial.

Standard: IEC/EN 60947-2, IEC/EN 60898, UL 1077, supplementary protector

I_{cn}=15 kA

I_{cu}=25 kA



Number of poles	Rated current [A]	GTIN EAN 76122712	Order details		Weight [kg]	Pack. unit
			Type Code	Order code		
1	10	12124	S801C-C10	2CCS881001R0104	0.25	1
	13	12285	S801C-C13	2CCS881001R0134	0.25	1
	16	12445	S801C-C16	2CCS881001R0164	0.25	1
	20	12605	S801C-C20	2CCS881001R0204	0.25	1
	25	12766	S801C-C25	2CCS881001R0254	0.25	1
	32	12926	S801C-C32	2CCS881001R0324	0.25	1
	40	13084	S801C-C40	2CCS881001R0404	0.25	1
	50	13244	S801C-C50	2CCS881001R0504	0.25	1
	63	13404	S801C-C63	2CCS881001R0634	0.25	1
	80	13565	S801C-C80	2CCS881001R0804	0.25	1
	100	13725	S801C-C100	2CCS881001R0824	0.25	1
	125	13886	S801C-C125	2CCS881001R0844	0.25	1
2	10	12131	S802C-C10	2CCS882001R0104	0.49	1
	13	12292	S802C-C13	2CCS882001R0134	0.49	1
	16	12452	S802C-C16	2CCS882001R0164	0.49	1
	20	12612	S802C-C20	2CCS882001R0204	0.49	1
	25	12773	S802C-C25	2CCS882001R0254	0.49	1
	32	12933	S802C-C32	2CCS882001R0324	0.49	1
	40	13091	S802C-C40	2CCS882001R0404	0.49	1
	50	13251	S802C-C50	2CCS882001R0504	0.49	1
	63	13411	S802C-C63	2CCS882001R0634	0.49	1
	80	13572	S802C-C80	2CCS882001R0804	0.49	1
	100	13732	S802C-C100	2CCS882001R0824	0.49	1
	125	13893	S802C-C125	2CCS882001R0844	0.49	1
3	10	12148	S803C-C10	2CCS883001R0104	0.74	1
	13	12308	S803C-C13	2CCS883001R0134	0.74	1
	16	12469	S803C-C16	2CCS883001R0164	0.74	1
	20	12629	S803C-C20	2CCS883001R0204	0.74	1
	25	12780	S803C-C25	2CCS883001R0254	0.74	1
	32	12940	S803C-C32	2CCS883001R0324	0.74	1
	40	13107	S803C-C40	2CCS883001R0404	0.74	1
	50	13268	S803C-C50	2CCS883001R0504	0.74	1
	63	13428	S803C-C63	2CCS883001R0634	0.74	1
	80	13589	S803C-C80	2CCS883001R0804	0.74	1
	100	13749	S803C-C100	2CCS883001R0824	0.74	1
	125	13909	S803C-C125	2CCS883001R0844	0.74	1
4	10	12155	S804C-C10	2CCS884001R0104	0.98	1
	13	12315	S804C-C13	2CCS884001R0134	0.98	1
	16	12476	S804C-C16	2CCS884001R0164	0.98	1
	20	12636	S804C-C20	2CCS884001R0204	0.98	1
	25	12797	S804C-C25	2CCS884001R0254	0.98	1
	32	12957	S804C-C32	2CCS884001R0324	0.98	1
	40	13114	S804C-C40	2CCS884001R0404	0.98	1
	50	13275	S804C-C50	2CCS884001R0504	0.98	1
	63	13435	S804C-C63	2CCS884001R0634	0.98	1
	80	13596	S804C-C80	2CCS884001R0804	0.98	1
	100	13756	S804C-C100	2CCS884001R0824	0.98	1
	125	13916	S804C-C125	2CCS884001R0844	0.98	1

High performance MCBs

S800C series with cage terminal, D characteristic

S800C-D characteristic

Function: protection and control of the circuits against overloads and short-circuits when a high breaking capacity is required; protection for people and big length cables in TN and IT systems; very useful when selectivity is needed vs an MCCB or back-up vs other MCBs wired downstream.

Applications: commercial and industrial.

Standard: IEC/EN 60947-2, IEC/EN 60898, UL 1077, supplementary protector

I_{cn}=15kA

I_{cu}=25 kA



Number of poles	Rated current [A]	GTIN EAN 76122712	Order details		Weight [kg]	Pack. unit
			Type Code	Order code		
1	10	12162	S801C-D10	2CCS881001R0101	0.25	1
	13	12322	S801C-D13	2CCS881001R0131	0.25	1
	16	12483	S801C-D16	2CCS881001R0161	0.25	1
	20	12643	S801C-D20	2CCS881001R0201	0.25	1
	25	12803	S801C-D25	2CCS881001R0251	0.25	1
	32	12964	S801C-D32	2CCS881001R0321	0.25	1
	40	13121	S801C-D40	2CCS881001R0401	0.25	1
	50	13282	S801C-D50	2CCS881001R0501	0.25	1
	63	13442	S801C-D63	2CCS881001R0631	0.25	1
	80	13602	S801C-D80	2CCS881001R0801	0.25	1
	100	13763	S801C-D100	2CCS881001R0821	0.25	1
	125	13923	S801C-D125	2CCS881001R0841	0.25	1
	2	10	12179	S802C-D10	2CCS882001R0101	0.49
13		12339	S802C-D13	2CCS882001R0131	0.49	1
16		12490	S802C-D16	2CCS882001R0161	0.49	1
20		12650	S802C-D20	2CCS882001R0201	0.49	1
25		12810	S802C-D25	2CCS882001R0251	0.49	1
32		12971	S802C-D32	2CCS882001R0321	0.49	1
40		13138	S802C-D40	2CCS882001R0401	0.49	1
50		13299	S802C-D50	2CCS882001R0501	0.49	1
63		13459	S802C-D63	2CCS882001R0631	0.49	1
80		13619	S802C-D80	2CCS882001R0801	0.49	1
100		13770	S802C-D100	2CCS882001R0821	0.49	1
125		13930	S802C-D125	2CCS882001R0841	0.49	1
3		10	12186	S803C-D10	2CCS883001R0101	0.74
	13	12346	S803C-D13	2CCS883001R0131	0.74	1
	16	12506	S803C-D16	2CCS883001R0161	0.74	1
	20	12667	S803C-D20	2CCS883001R0201	0.74	1
	25	12827	S803C-D25	2CCS883001R0251	0.74	1
	32	12988	S803C-D32	2CCS883001R0321	0.74	1
	40	13145	S803C-D40	2CCS883001R0401	0.74	1
	50	13305	S803C-D50	2CCS883001R0501	0.74	1
	63	13466	S803C-D63	2CCS883001R0631	0.74	1
	80	13626	S803C-D80	2CCS883001R0801	0.74	1
	100	13787	S803C-D100	2CCS883001R0821	0.74	1
	125	13947	S803C-D125	2CCS883001R0841	0.74	1
	4	10	12193	S804C-D10	2CCS884001R0101	0.98
13		12353	S804C-D13	2CCS884001R0131	0.98	1
16		12513	S804C-D16	2CCS884001R0161	0.98	1
20		12674	S804C-D20	2CCS884001R0201	0.98	1
25		12834	S804C-D25	2CCS884001R0251	0.98	1
32		12995	S804C-D32	2CCS884001R0321	0.98	1
40		13152	S804C-D40	2CCS884001R0401	0.98	1
50		13312	S804C-D50	2CCS884001R0501	0.98	1
63		13473	S804C-D63	2CCS884001R0631	0.98	1
80		13633	S804C-D80	2CCS884001R0801	0.98	1
100		13794	S804C-D100	2CCS884001R0821	0.98	1
125		13954	S804C-D125	2CCS884001R0841	0.98	1

High performance MCBs

S800C series with cage terminal, K characteristic

S800C-K characteristic

Function: protection and control of the circuits against overloads and short-circuits when a high breaking capacity is required; protection for people and big length cables in TN and IT systems; very useful when selectivity is needed vs an MCCB or back-up vs other MCBs wired downstream.

Applications: commercial and industrial.

Standard: IEC/EN 60947-2, UL 1077, supplementary protector

Icu=25 kA



Number of poles	Rated current [A]	GTIN EAN 76122712	Order details		Weight [kg]	Pack. unit
			Type Code	Order code		
1	10	12209	S801C-K10	2CCS881001R0427	0.25	1
	13	12360	S801C-K13	2CCS881001R0447	0.25	1
	16	12520	S801C-K16	2CCS881001R0467	0.25	1
	20	12681	S801C-K20	2CCS881001R0487	0.25	1
	25	12841	S801C-K25	2CCS881001R0517	0.25	1
	32	13008	S801C-K32	2CCS881001R0537	0.25	1
	40	13169	S801C-K40	2CCS881001R0557	0.25	1
	50	13329	S801C-K50	2CCS881001R0577	0.25	1
	63	13480	S801C-K63	2CCS881001R0597	0.25	1
	80	13640	S801C-K80	2CCS881001R0627	0.25	1
	100	13800	S801C-K100	2CCS881001R0637	0.25	1
	125	13961	S801C-K125	2CCS881001R0647	0.25	1
2	10	12216	S802C-K10	2CCS882001R0427	0.49	1
	13	12377	S802C-K13	2CCS882001R0447	0.49	1
	16	12537	S802C-K16	2CCS882001R0467	0.49	1
	20	12698	S802C-K20	2CCS882001R0487	0.49	1
	25	12858	S802C-K25	2CCS882001R0517	0.49	1
	32	13015	S802C-K32	2CCS882001R0537	0.49	1
	40	13176	S802C-K40	2CCS882001R0557	0.49	1
	50	13336	S802C-K50	2CCS882001R0577	0.49	1
	63	13497	S802C-K63	2CCS882001R0597	0.49	1
	80	13657	S802C-K80	2CCS882001R0627	0.49	1
	100	13817	S802C-K100	2CCS882001R0637	0.49	1
	125	13978	S802C-K125	2CCS882001R0647	0.49	1
3	10	12223	S803C-K10	2CCS883001R0427	0.74	1
	13	12384	S803C-K13	2CCS883001R0447	0.74	1
	16	12544	S803C-K16	2CCS883001R0467	0.74	1
	20	12704	S803C-K20	2CCS883001R0487	0.74	1
	25	12865	S803C-K25	2CCS883001R0517	0.74	1
	32	13022	S803C-K32	2CCS883001R0537	0.74	1
	40	13183	S803C-K40	2CCS883001R0557	0.74	1
	50	13343	S803C-K50	2CCS883001R0577	0.74	1
	63	13503	S803C-K63	2CCS883001R0597	0.74	1
	80	13664	S803C-K80	2CCS883001R0627	0.74	1
	100	13824	S803C-K100	2CCS883001R0637	0.74	1
	125	13985	S803C-K125	2CCS883001R0647	0.74	1
4	10	12230	S804C-K10	2CCS884001R0427	0.98	1
	13	12391	S804C-K13	2CCS884001R0447	0.98	1
	16	12551	S804C-K16	2CCS884001R0467	0.98	1
	20	12711	S804C-K20	2CCS884001R0487	0.98	1
	25	12872	S804C-K25	2CCS884001R0517	0.98	1
	32	13039	S804C-K32	2CCS884001R0537	0.98	1
	40	13190	S804C-K40	2CCS884001R0557	0.98	1
	50	13350	S804C-K50	2CCS884001R0577	0.98	1
	63	13510	S804C-K63	2CCS884001R0597	0.98	1
	80	13671	S804C-K80	2CCS884001R0627	0.98	1
	100	13831	S804C-K100	2CCS884001R0637	0.98	1
	125	13992	S804C-K125	2CCS884001R0647	0.98	1

High performance MCBs

S800B series with cage terminal, B characteristic

S800B-B characteristic

Function: protection and control of the circuits against overloads and short-circuits. With its lower breaking capacity it is designed to meet the needs of the sub-distributions.

Applications: commercial and industrial.

Standard: IEC/EN 60947-2, EN 60898

I_{cn}=10kA

I_{cu}=16 kA



Number of poles	Rated current [A]	GTIN EAN 76122714	Order details		Weight [kg]	Pack. unit
			Type Code	Order code		
1	32	15303	S801B-B32	2CCS811001R0325	0.24	1
	40	16539	S801B-B40	2CCS811001R0405	0.24	1
	50	16577	S801B-B50	2CCS811001R0505	0.24	1
	63	16614	S801B-B63	2CCS811001R0635	0.24	1
	80	16652	S801B-B80	2CCS811001R0805	0.24	1
	100	16690	S801B-B100	2CCS811001R0825	0.24	1
	125	16737	S801B-B125	2CCS811001R0845	0.24	1
2	32	16508	S802B-B32	2CCS812001R0325	0.49	1
	40	16546	S802B-B40	2CCS812001R0405	0.49	1
	50	16584	S802B-B50	2CCS812001R0505	0.49	1
	63	16621	S802B-B63	2CCS812001R0635	0.49	1
	80	16669	S802B-B80	2CCS812001R0805	0.49	1
	100	16706	S802B-B100	2CCS812001R0825	0.49	1
	125	16744	S802B-B125	2CCS812001R0845	0.49	1
3	32	16515	S803B-B32	2CCS813001R0325	0.74	1
	40	16553	S803B-B40	2CCS813001R0405	0.74	1
	50	16591	S803B-B50	2CCS813001R0505	0.74	1
	63	16638	S803B-B63	2CCS813001R0635	0.74	1
	80	16676	S803B-B80	2CCS813001R0805	0.74	1
	100	16713	S803B-B100	2CCS813001R0825	0.74	1
	125	16751	S803B-B125	2CCS813001R0845	0.74	1
4	32	16522	S804B-B32	2CCS814001R0325	0.98	1
	40	16560	S804B-B40	2CCS814001R0405	0.98	1
	50	16607	S804B-B50	2CCS814001R0505	0.98	1
	63	16645	S804B-B63	2CCS814001R0635	0.98	1
	80	16683	S804B-B80	2CCS814001R0805	0.98	1
	100	16720	S804B-B100	2CCS814001R0825	0.98	1
	125	16768	S804B-B125	2CCS814001R0845	0.98	1

High performance MCBs

S800B series with cage terminal, C characteristic

S800B-C characteristic

Function: protection and control of the circuits against overloads and short-circuits. With its lower breaking capacity it is designed to meet the needs of the sub-distributions.

Applications: commercial and industrial.

Standard: IEC/EN 60947-2, EN 60898

I_{cn}=10kA

I_{cu}=16 kA



Number of poles	Rated current [A]	GTIN EAN 76122714	Order details		Weight [kg]	Pack. unit
			Type Code	Order code		
1	32	16225	S801B-C32	2CCS811001R0324	0.24	1
	40	16263	S801B-C40	2CCS811001R0404	0.24	1
	50	16300	S801B-C50	2CCS811001R0504	0.24	1
	63	16348	S801B-C63	2CCS811001R0634	0.24	1
	80	16386	S801B-C80	2CCS811001R0804	0.24	1
	100	16423	S801B-C100	2CCS811001R0824	0.24	1
	125	16461	S801B-C125	2CCS811001R0844	0.24	1



2	32	16232	S802B-C32	2CCS812001R0324	0.49	1
	40	16270	S802B-C40	2CCS812001R0404	0.49	1
	50	16317	S802B-C50	2CCS812001R0504	0.49	1
	63	16355	S802B-C63	2CCS812001R0634	0.49	1
	80	16393	S802B-C80	2CCS812001R0804	0.49	1
	100	16430	S802B-C100	2CCS812001R0824	0.49	1
	125	16478	S802B-C125	2CCS812001R0844	0.49	1



3	32	16249	S803B-C32	2CCS813001R0324	0.74	1
	40	16287	S803B-C40	2CCS813001R0404	0.74	1
	50	16324	S803B-C50	2CCS813001R0504	0.74	1
	63	16362	S803B-C63	2CCS813001R0634	0.74	1
	80	16409	S803B-C80	2CCS813001R0804	0.74	1
	100	16447	S803B-C100	2CCS813001R0824	0.74	1
	125	16485	S803B-C125	2CCS813001R0844	0.74	1



4	32	16256	S804B-C32	2CCS814001R0324	0.98	1
	40	16294	S804B-C40	2CCS814001R0404	0.98	1
	50	16331	S804B-C50	2CCS814001R0504	0.98	1
	63	16379	S804B-C63	2CCS814001R0634	0.98	1
	80	16416	S804B-C80	2CCS814001R0804	0.98	1
	100	16454	S804B-C100	2CCS814001R0824	0.98	1
	125	16492	S804B-C125	2CCS814001R0844	0.98	1

High performance MCBs

S800B series cage terminal, D characteristic

S800B-D characteristic

Function: protection and control of the circuits against overloads and short-circuits. With its lower breaking capacity it is designed to meet the needs of the sub-distributions.

Applications: commercial and industrial.

Standard: IEC/EN 60947-2, EN 60898

I_{cn}=10kA

I_{cu}=16 kA



Number of poles	Rated current [A]	GTIN EAN 76122714	Order details		Weight [kg]	Pack. unit
			Type Code	Order code		
1	32	15945	S801B-D32	2CCS811001R0321	0.24	1
	40	15983	S801B-D40	2CCS811001R0401	0.24	1
	50	16027	S801B-D50	2CCS811001R0501	0.24	1
	63	16065	S801B-D63	2CCS811001R0631	0.24	1
	80	16102	S801B-D80	2CCS811001R0801	0.24	1
	100	16140	S801B-D100	2CCS811001R0821	0.24	1
	125	16188	S801B-D125	2CCS811001R0841	0.24	1



2	32	15952	S802B-D32	2CCS812001R0321	0.49	1
	40	15990	S802B-D40	2CCS812001R0401	0.49	1
	50	16034	S802B-D50	2CCS812001R0501	0.49	1
	63	16072	S802B-D63	2CCS812001R0631	0.49	1
	80	16119	S802B-D80	2CCS812001R0801	0.49	1
	100	16157	S802B-D100	2CCS812001R0821	0.49	1
	125	16195	S802B-D125	2CCS812001R0841	0.49	1



3	32	15969	S803B-D32	2CCS813001R0321	0.74	1
	40	16003	S803B-D40	2CCS813001R0401	0.74	1
	50	16041	S803B-D50	2CCS813001R0501	0.74	1
	63	16089	S803B-D63	2CCS813001R0631	0.74	1
	80	16126	S803B-D80	2CCS813001R0801	0.74	1
	100	16164	S803B-D100	2CCS813001R0821	0.74	1
	125	16201	S803B-D125	2CCS813001R0841	0.74	1



4	32	15976	S804B-D32	2CCS814001R0321	0.98	1
	40	16010	S804B-D40	2CCS814001R0401	0.98	1
	50	16058	S804B-D50	2CCS814001R0501	0.98	1
	63	16096	S804B-D63	2CCS814001R0631	0.98	1
	80	16133	S804B-D80	2CCS814001R0801	0.98	1
	100	16171	S804B-D100	2CCS814001R0821	0.98	1
	125	16218	S804B-D125	2CCS814001R0841	0.98	1

High performance MCBs

S800B series with cage terminal, K characteristic

S800B-K characteristic

Function: protection and control of the circuits against overloads and short-circuits. With its lower breaking capacity it is designed to meet the needs of the sub-distributions.

Applications: commercial and industrial.

Standard: IEC/EN 60947-2, EN 60898

I_{cn}=10kA

I_{cu}=16 kA



Number of poles	Rated current [A]	GTIN EAN 76122714	Order details		Weight [kg]	Pack. unit
			Type Code	Order code		
1	32	15600	S801B-K32	2CCS811001R0537	0.24	1
	40	15723	S801B-K40	2CCS811001R0557	0.24	1
	50	15730	S801B-K50	2CCS811001R0577	0.24	1
	63	15778	S801B-K63	2CCS811001R0597	0.24	1
	80	15815	S801B-K80	2CCS811001R0627	0.24	1
	100	15860	S801B-K100	2CCS811001R0637	0.24	1
	125	15907	S801B-K125	2CCS811001R0647	0.24	1



2	32	15709	S802B-K32	2CCS812001R0537	0.49	1
	40	16775	S802B-K40	2CCS812001R0557	0.49	1
	50	15747	S802B-K50	2CCS812001R0577	0.49	1
	63	15785	S802B-K63	2CCS812001R0597	0.49	1
	80	15822	S802B-K80	2CCS812001R0627	0.49	1
	100	15877	S802B-K100	2CCS812001R0637	0.49	1
	125	15914	S802B-K125	2CCS812001R0647	0.49	1



3	32	15716	S803B-K32	2CCS813001R0537	0.74	1
	40	16799	S803B-K40	2CCS813001R0557	0.74	1
	50	15754	S803B-K50	2CCS813001R0577	0.74	1
	63	15792	S803B-K63	2CCS813001R0597	0.74	1
	80	15846	S803B-K80	2CCS813001R0627	0.74	1
	100	15884	S803B-K100	2CCS813001R0637	0.74	1
	125	15921	S803B-K125	2CCS813001R0647	0.74	1



4	32	16805	S804B-K32	2CCS814001R0537	0.98	1
	40	16812	S804B-K40	2CCS814001R0557	0.98	1
	50	15761	S804B-K50	2CCS814001R0577	0.98	1
	63	15808	S804B-K63	2CCS814001R0597	0.98	1
	80	15853	S804B-K80	2CCS814001R0627	0.98	1
	100	15891	S804B-K100	2CCS814001R0637	0.98	1
	125	15938	S804B-K125	2CCS814001R0647	0.98	1

High performance MCBs

S800HV series for application up to 1000V AC

S800HV-K characteristics

Function: protection and control of the circuits against overloads and short-circuits.

With its Function: S800HV is designed for voltages up to 580/1000 V AC. Due to the high rated operational voltage, the field of application is wide – from underground mining to distributions on high altitudes.

Applications: Industrial

Standard: IEC/EN 60947-2, UL 1077, supplementary protector

Icu 1.5 kA (0.5...5 A) 4 kA (6 ... 63 A); 3 kA (80 ... 125 A)



Number of poles	Rated current [A]	GTIN EAN 7612271	Order details		Weight [kg]	Pack. unit
			Type Code	Order code		
1	0.5	501150	S801HV-K0,5	2CCF020049R0001	0.27	1
	1	501167	S801HV-K1	2CCF020050R0001	0.27	1
	1.6	502423	S801HV-K1,6	2CCF030021R0001	0.27	1
	2	502430	S801HV-K2	2CCF030022R0001	0.27	1
	2.5	502614	S801HV-K2,5	2CCF030030R0001	0.27	1
	3	502447	S801HV-K3	2CCF030023R0001	0.27	1
	4	502454	S801HV-K4	2CCF030024R0001	0.27	1
	5	502621	S801HV-K5	2CCF030031R0001	0.27	1
	6	436445	S801HV-K6	2CCF019005R0001	0.27	1
	8	436964	S801HV-K8	2CCF019006R0001	0.27	1
	10	436452	S801HV-K10	2CCF019007R0001	0.27	1
	13	436469	S801HV-K13	2CCF019008R0001	0.27	1
	16	436476	S801HV-K16	2CCF019009R0001	0.27	1
	20	436483	S801HV-K20	2CCF019010R0001	0.27	1
	25	436490	S801HV-K25	2CCF019011R0001	0.27	1
	32	436605	S801HV-K32	2CCF019012R0001	0.27	1
	40	436612	S801HV-K40	2CCF019013R0001	0.27	1
50	436629	S801HV-K50	2CCF019014R0001	0.27	1	
63	436636	S801HV-K63	2CCF019015R0001	0.27	1	
80	436643	S801HV-K80	2CCF019016R0001	0.27	1	
100	436650	S801HV-K100	2CCF019017R0001	0.27	1	
125	436667	S801HV-K125	2CCF019018R0001	0.27	1	
2	0.5	502461	S802HV-K0,5	2CCF030025R0001	0.54	1
	1	502478	S802HV-K1	2CCF030026R0001	0.54	1
	1.6	502638	S802HV-K1,6	2CCF030032R0001	0.54	1
	2	502485	S802HV-K2	2CCF030027R0001	0.54	1
	2.5	502492	S802HV-K2,5	2CCF030028R0001	0.54	1
	3	502645	S802HV-K3	2CCF030033R0001	0.54	1
	4	501297	S802HV-K4	2CCF020063R0001	0.54	1
	5	501303	S802HV-K5	2CCF020064R0001	0.54	1
	6	436674	S802HV-K6	2CCF019019R0001	0.54	1
	8	436681	S802HV-K8	2CCF019020R0001	0.54	1
	10	436698	S802HV-K10	2CCF019021R0001	0.54	1
	13	436704	S802HV-K13	2CCF019022R0001	0.54	1
	16	436711	S802HV-K16	2CCF019023R0001	0.54	1
	20	436728	S802HV-K20	2CCF019024R0001	0.54	1
	25	436742	S802HV-K25	2CCF019025R0001	0.54	1
	32	436759	S802HV-K32	2CCF019026R0001	0.54	1
	40	436766	S802HV-K40	2CCF019027R0001	0.54	1
50	436773	S802HV-K50	2CCF019028R0001	0.54	1	
63	436780	S802HV-K63	2CCF019029R0001	0.54	1	
80	436797	S802HV-K80	2CCF019030R0001	0.54	1	
100	436803	S802HV-K100	2CCF019031R0001	0.54	1	
125	436810	S802HV-K125	2CCF019032R0001	0.54	1	



High performance MCBs

S800HV series for application up to 1000V AC



Number of poles	Rated current [A]	GTIN EAN 76122714	Order details		Weight [kg]	Pack. unit
			Type Code	Order code		
3	0.5	501310	S803HV-K0,5	2CCF020065R0001	0.81	1
	1	501327	S803HV-K1	2CCF020066R0001	0.81	1
	1.6	501334	S803HV-K1,6	2CCF020067R0001	0.81	1
	2	501341	S803HV-K2	2CCF020068R0001	0.81	1
	2.5	501358	S803HV-K2,5	2CCF020069R0001	0.81	1
	3	501365	S803HV-K3	2CCF020070R0001	0.81	1
	4	501372	S803HV-K4	2CCF020071R0001	0.81	1
	5	501389	S803HV-K5	2CCF020072R0001	0.81	1
	6	36827	S803HV-K6	2CCF019033R0001	0.81	1
	8	36834	S803HV-K8	2CCF019034R0001	0.81	1
	10	36841	S803HV-K10	2CCF019035R0001	0.81	1
	13	36858	S803HV-K13	2CCF019036R0001	0.81	1
	16	36865	S803HV-K16	2CCF019037R0001	0.81	1
	20	36872	S803HV-K20	2CCF019038R0001	0.81	1
	25	36889	S803HV-K25	2CCF019039R0001	0.81	1
	32	36896	S803HV-K32	2CCF019040R0001	0.81	1
	40	36902	S803HV-K40	2CCF019041R0001	0.81	1
	50	36919	S803HV-K50	2CCF019042R0001	0.81	1
63	36926	S803HV-K63	2CCF019043R0001	0.81	1	
80	36933	S803HV-K80	2CCF019044R0001	0.81	1	
100	36940	S803HV-K100	2CCF019045R0001	0.81	1	
125	36957	S803HV-K125	2CCF019046R0001	0.81	1	

S800HV-C characteristics

Function: protection and control of the circuits against overloads and short-circuits. With its Function: S800HV is designed for voltages up to 580/1000 V AC. Due to the high rated operational voltage, the field of application is wide – from underground mining to distributions on high altitudes.

Applications: industrial

Standard: IEC/EN 60947-2, UL 1077, supplementary protector

Icu = 4 kA



S803HV

Number of poles	Rated current [A]	Bbn 7612271 EAN	Order details		Price 1 piece	Weight 1 piece kg	Pack unit pc.
			Type code	Order code			
4	10	72221	S803HV-C10	2CCF019650R0001	0.81	1	
4	32	72245	S803HV-C32	2CCF019651R0001	0.81	1	

High performance MCBs

S800U series technical features

S800U		
General Data		
Tripping characteristics		K, Z
Standards		UL489
Poles		1 ... 4
Rated current I_e	A	10...100
Rated frequency f	Hz	50/60
Rated insulation voltage U_i acc. to IEC/EN 60664-1	V	AC 690
Rated impulse withstand voltage $U_{imp.}$ (1.2/50 μ s)	kV	8
Overvoltage category		IV
Pollution degree		3
Suitability for isolation		yes
Data acc. to IEC/EN 60947-2		
Rated operational voltage U_e	V	AC 240/415
Min. operating voltage	V	AC 12
Rated ultimate short-circuit capacity I_{cu}	kA	AC 240V (1-pole) = 30 kA AC 415V (multipole) = 50 kA
Rated service short-circuit capacity I_{cs}	kA	AC 240V (1-pole) = 25 kA AC 415V (multipole) = 40 kA
Reference temperature for tripping characteristics	°C	25 °C
Electrical and Mechanical Endurance	ops.	10...32 A: 10000 electrical / 10000 mechanical 40...100 A: 6000 electrical / 10000 mechanical
Data acc. to UL / CSA		
Rated voltage	V	AC 240
Rated interrupting capacity acc. to UL 1077	kA	
Short-circuit current rating acc. to UL 489	kA	AC 240V (1-pole) = 30 kA AC 240V (multipole) = 50 kA
Short-circuit current rating acc. to UL 489B	kA	
Reference temperature for tripping characteristics		25 °C
Electrical and Mechanical endurance	ops.	acc. to UL489 6000 electrical; 4000 mechanical
Mechanical Data		
Protection degree acc. to EN 60529		IP20; IP40 (actuating end only)
Shock resistance acc. to IEC/EN 60068-2-30		IEC 61373 Cat. 1 Class B, 5g/30ms acc. To IEC 60068-27 Test Ea
Vibration resistance acc. to IEC/EN 60068-2-6		IEC 60068-2-6 Test Fc; 2 - 13.2 Hz/1 mm 13.2 - 100 Hz/0.7 g with load 100% x I_e
Environmental conditions (damp heat) acc. to IEC/EN 60068-2-30	°C/RH	12 + 12 cycle with 55°C/90 - 96% and 25°C/95 - 100%
Environmental conditions (dry heat) acc. to IEC/EN 60068-2-2 Test B	°C/RH	16 hours 55°C/2 hours 70°C with damp heat 55%
Ambient temperature	°C	-25 ... +60
Storage temperature	°C	-40 ... +70
Installation		
Terminal		Failsafe cage or ringlug terminal
Connections (top/bottom) – C_u only	mm ²	1 ... 50 stranded 1 ... 70 flexible
	AWG	10 - 30A: 14 - 2 AWG 40 - 100A: 1 - 8 AWG
Tightening torque	Nm	3.5
	in-lbs.	31
Screwdriver		POZI 2
Mounting		any
Mounting position		any
Supply		any
Dimensions and weight		
Pole dimensions (H x L x W)	mm	95 x 26.5 x 82.5
Pole weight	g	240

High performance MCBs

S804U-UCZ series technical features

S804U-UCZ		
General Data		
Tripping characteristics		UCZ
Standards		UL489
Poles		4
Rated current I_n	A	10 - 80
Rated frequency f	Hz	-
Rated insulation voltage U_i acc. to IEC/EN 60664-1	V	DC 1500
Rated impulse withstand voltage $U_{imp.}$ (1.2/50 μ s)	kV	8
Overvoltage category		IV
Pollution degree		3
Suitability for isolation		yes
Data acc. to IEC/EN 60947-2		
Rated operational voltage U_e	V	-
Min. operating voltage	V	-
Rated ultimate short-circuit capacity I_{cu}	kA	-
Rated service short-circuit capacity I_{cs}	kA	-
Reference temperature for tripping characteristics	$^{\circ}$ C	-
Electrical and Mechanical Endurance	ops.	-
Data acc. to UL / CSA		
Rated voltage	V	DC 600
Rated interrupting capacity acc. to UL 1077	kA	-
Short-circuit current rating acc. to UL 489	kA	10
Short-circuit current rating acc. to UL 489B	kA	-
Reference temperature for tripping characteristics		25 $^{\circ}$ C
Electrical and Mechanical endurance	ops.	acc. to UL489 6000 electrical; 4000 mechanical
Mechanical Data		
Protection degree acc. to EN 60529		IP20; IP40 (actuating end only)
Shock resistance acc. to IEC/EN 60068-2-30		-
Vibration resistance acc. to IEC/EN 60068-2-6		-
Environmental conditions (damp heat) acc. to IEC/EN 60068-2-30	$^{\circ}$ C/RH	-
Environmental conditions (dry heat) acc. to IEC/EN 60068-2-2 Test B	$^{\circ}$ C/RH	-
Ambient temperature	$^{\circ}$ C	- 25 ... +60
Storage temperature	$^{\circ}$ C	- 40 ... +70
Installation		
Terminal		Failsafe cage terminal
Connections C_u (top/bottom)	AWG	10 - 32A: 14-2 AWG 40 - 80A: 1-8 AWG
Tightening torque	Nm	3.5
	in-lbs.	31
Screwdriver		POZI 2
Mounting		any
Mounting position		any
Supply		any
Dimensions and weight		
Pole dimensions (H x L x W)	mm	142 x 26.5 x 82.5
Pole weight	g	240

High performance MCBs

S804U-PVS series technical features

S804U-PVS		
General Data		
Tripping characteristics		PVS
Standards		UL489B (Photovoltaic)
Poles		4
Rated current I_e	A	5
Rated frequency f	Hz	-
Rated insulation voltage U_i acc. to IEC/EN 60664-1	V	DC 1500
Rated impulse withstand voltage $U_{imp.}$ (1.2/50 μ s)	kV	8
Overvoltage category		III
Pollution degree		2
Suitability for isolation		yes
Data acc. to IEC/EN 60947-2		
Rated operational voltage U_e	V	-
Min. operating voltage	V	-
Rated ultimate short-circuit capacity I_{cu}	kA	-
Rated service short-circuit capacity I_{cs}	kA	-
Reference temperature for tripping characteristics	$^{\circ}$ C	-
Electrical and Mechanical Endurance	ops.	-
Data acc. to UL / CSA		
Rated voltage	V	DC 1000
Rated interrupting capacity acc. to UL 1077	kA	-
Short-circuit current rating acc. to UL 489	kA	-
Short-circuit current rating acc. to UL 489B	kA	3 kA
Reference temperature for tripping characteristics		50 $^{\circ}$ C
Electrical and Mechanical endurance	ops.	acc. to UL489 1000 electrical; 1000 mechanical
Mechanical Data		
Protection degree acc. to EN 60529		IP20; IP40 (actuating end only)
Shock resistance acc. to IEC/EN 60068-2-30		-
Vibration resistance acc. to IEC/EN 60068-2-6		-
Environmental conditions (damp heat) acc. to IEC/EN 60068-2-30	$^{\circ}$ C/RH	-
Environmental conditions (dry heat) acc. to IEC/EN 60068-2-2 Test B	$^{\circ}$ C/RH	-
Ambient temperature	$^{\circ}$ C	-25 ... +60
Storage temperature	$^{\circ}$ C	-40 ... +70
Installation		
Terminal		Failsafe cage terminal
Connections (top/bottom) – C_u only	mm ²	1 ... 50 stranded 1 ... 70 flexible
	AWG	14 AWG - 2 AWG Single conductor per terminal, 75C wire
Flexible Cross-section of conductors (top/bottom)	mm ²	-
	AWG	14 AWG - 2 AWG Single conductor per terminal - copper only, 75C wire
Tightening torque	Nm	3.5
	in-lbs.	31
Screwdriver		POZI 2
Mounting		any
Mounting position		any
Supply		any
Dimensions and weight		
Pole dimensions (H x L x W)	mm	142 x 26.5 x 82.5
Pole weight	g	240

High performance MCBs

S800U series technical features

		S800U	S804U-UCZ	S804U-PVS
Combination with aux. elements	Auxiliary contact	yes	yes	yes
	Combined auxiliary- / signal contact	yes	yes	yes
	Undervoltage release	yes	yes	yes
	Shunt open release	yes	yes	yes
	Motor Operating Device	yes	yes	yes

High performance MCBs

S800U series with cage terminal, Z characteristic


S800U-Z characteristic

Function: protection and control of the circuits against overloads and short-circuits when a high breaking capacity is required; protection for people and big length cables in TN and IT systems; very useful when selectivity is needed vs an MCCB or back-up vs other MCBs wired downstream.

Applications: commercial and industrial.

Standard: UL489, CSA 22.2 NO.5-02, IEC/EN 60947-2

Icu=30 kA (1 pole), 50 kA (2...4 poles)



Number of poles	Rated current [A]	GTIN EAN 76122712	Order details		Weight [kg]	Pack. unit
			Type Code	Order code		
1	10	14487	S801U-Z10	2CCS881017R0105	0.25	1
	15	14524	S801U-Z15	2CCS881017R0155	0.25	1
	20	14562	S801U-Z20	2CCS881017R0205	0.25	1
	25	14609	S801U-Z25	2CCS881017R0255	0.25	1
	30	14647	S801U-Z30	2CCS881017R0305	0.25	1
	40	14685	S801U-Z40	2CCS881017R0405	0.25	1
	50	14722	S801U-Z50	2CCS881017R0505	0.25	1
	60	14760	S801U-Z60	2CCS881017R0605	0.25	1
	70	14807	S801U-Z70	2CCS881017R0705	0.25	1
	80	14845	S801U-Z80	2CCS881017R0805	0.25	1
	90	14883	S801U-Z90	2CCS881017R0905	0.25	1
	100	14920	S801U-Z100	2CCS881017R0825	0.25	1
2	10	14494	S802U-Z10	2CCS862017R0105	0.49	1
	15	14531	S802U-Z15	2CCS862017R0155	0.49	1
	20	14579	S802U-Z20	2CCS862017R0205	0.49	1
	25	14616	S802U-Z25	2CCS862017R0255	0.49	1
	30	14654	S802U-Z30	2CCS862017R0305	0.49	1
	40	14692	S802U-Z40	2CCS862017R0405	0.49	1
	50	14739	S802U-Z50	2CCS862017R0505	0.49	1
	60	14777	S802U-Z60	2CCS862017R0605	0.49	1
	70	14814	S802U-Z70	2CCS862017R0705	0.49	1
	80	14852	S802U-Z80	2CCS862017R0805	0.49	1
	90	14890	S802U-Z90	2CCS862017R0905	0.49	1
	100	14937	S802U-Z100	2CCS862017R0825	0.49	1
3	10	14500	S803U-Z10	2CCS863017R0105	0.74	1
	15	14548	S803U-Z15	2CCS863017R0155	0.74	1
	20	14586	S803U-Z20	2CCS863017R0205	0.74	1
	25	14623	S803U-Z25	2CCS863017R0255	0.74	1
	30	14661	S803U-Z30	2CCS863017R0305	0.74	1
	40	14708	S803U-Z40	2CCS863017R0405	0.74	1
	50	14746	S803U-Z50	2CCS863017R0505	0.74	1
	60	14784	S803U-Z60	2CCS863017R0605	0.74	1
	70	14821	S803U-Z70	2CCS863017R0705	0.74	1
	80	14869	S803U-Z80	2CCS863017R0805	0.74	1
	90	14906	S803U-Z90	2CCS863017R0905	0.74	1
	100	14944	S803U-Z100	2CCS863017R0825	0.74	1
4	10	14517	S804U-Z10	2CCS864017R0105	0.98	1
	15	14555	S804U-Z15	2CCS864017R0155	0.98	1
	20	14593	S804U-Z20	2CCS864017R0205	0.98	1
	25	14630	S804U-Z25	2CCS864017R0255	0.98	1
	30	14678	S804U-Z30	2CCS864017R0305	0.98	1
	40	14715	S804U-Z40	2CCS864017R0405	0.98	1
	50	14753	S804U-Z50	2CCS864017R0505	0.98	1
	60	14791	S804U-Z60	2CCS864017R0605	0.98	1
	70	14838	S804U-Z70	2CCS864017R0705	0.98	1
	80	14876	S804U-Z80	2CCS864017R0805	0.98	1
	90	14913	S804U-Z90	2CCS864017R0905	0.98	1
	100	14951	S804U-Z100	2CCS864017R0825	0.98	1

High performance MCBs

S800U series with cage terminal, K characteristic

S800U-K characteristic

Function: protection and control of the circuits against overloads and short-circuits when a high breaking capacity is required; protection for people and big length cables in TN and IT systems; very useful when selectivity is needed vs an MCCB or back-up vs other MCBs wired downstream.

Applications: commercial and industrial.

Standard: UL489, CSA 22.2 NO.5-02, IEC/EN 60947-2

Icu=30 kA (1-pole), 50 kA (2...4-pole)



Number of poles	Rated current [A]	GTIN EAN 76122712	Order details		Weight [kg]	Pack. unit
			Type Code	Order code		
1	10	14005	S801U-K10	2CCS881017R0427	0.25	1
	15	14043	S801U-K15	2CCS881017R0457	0.25	1
	20	14081	S801U-K20	2CCS881017R0487	0.25	1
	25	14128	S801U-K25	2CCS881017R0517	0.25	1
	30	14166	S801U-K30	2CCS881017R0527	0.25	1
	40	14203	S801U-K40	2CCS881017R0557	0.25	1
	50	14241	S801U-K50	2CCS881017R0577	0.25	1
	60	14289	S801U-K60	2CCS881017R0587	0.25	1
	70	14326	S801U-K70	2CCS881017R0707	0.25	1
	80	14364	S801U-K80	2CCS881017R0627	0.25	1
	90	14401	S801U-K90	2CCS881017R0907	0.25	1
100	14449	S801U-K100	2CCS881017R0637	0.25	1	
2	10	14012	S802U-K10	2CCS862017R0427	0.49	1
	15	14050	S802U-K15	2CCS862017R0457	0.49	1
	20	14098	S802U-K20	2CCS862017R0487	0.49	1
	25	14135	S802U-K25	2CCS862017R0517	0.49	1
	30	14173	S802U-K30	2CCS862017R0527	0.49	1
	40	14210	S802U-K40	2CCS862017R0557	0.49	1
	50	14258	S802U-K50	2CCS862017R0577	0.49	1
	60	14296	S802U-K60	2CCS862017R0587	0.49	1
	70	14333	S802U-K70	2CCS862017R0707	0.49	1
	80	14371	S802U-K80	2CCS862017R0627	0.49	1
	90	14418	S802U-K90	2CCS862017R0907	0.49	1
100	14456	S802U-K100	2CCS862017R0637	0.49	1	
3	10	14029	S803U-K10	2CCS863017R0427	0.74	1
	15	14067	S803U-K15	2CCS863017R0457	0.74	1
	20	14104	S803U-K20	2CCS863017R0487	0.74	1
	25	14142	S803U-K25	2CCS863017R0517	0.74	1
	30	14180	S803U-K30	2CCS863017R0527	0.74	1
	40	14227	S803U-K40	2CCS863017R0557	0.74	1
	50	14265	S803U-K50	2CCS863017R0577	0.74	1
	60	14302	S803U-K60	2CCS863017R0587	0.74	1
	70	14340	S803U-K70	2CCS863017R0707	0.74	1
	80	14388	S803U-K80	2CCS863017R0627	0.74	1
	90	14425	S803U-K90	2CCS863017R0907	0.74	1
100	14463	S803U-K100	2CCS863017R0637	0.74	1	
4	10	14036	S804U-K10	2CCS864017R0427	0.98	1
	15	14074	S804U-K15	2CCS864017R0457	0.98	1
	20	14111	S804U-K20	2CCS864017R0487	0.98	1
	25	14159	S804U-K25	2CCS864017R0517	0.98	1
	30	14197	S804U-K30	2CCS864017R0527	0.98	1
	40	14234	S804U-K40	2CCS864017R0557	0.98	1
	50	14272	S804U-K50	2CCS864017R0577	0.98	1
	60	14319	S804U-K60	2CCS864017R0587	0.98	1
	70	14357	S804U-K70	2CCS864017R0707	0.98	1
	80	14395	S804U-K80	2CCS864017R0627	0.98	1
	90	14432	S804U-K90	2CCS864017R0907	0.98	1
100	14470	S804U-K100	2CCS864017R0637	0.98	1	

High performance MCBs

S800U series UCZ characteristic

S800 UCZ characteristic

Function: this breaker is specially designed for networks up to 600 V d.c., e.g. datacenter. With its short-circuit current rating of 10 kA you will get a good solution regarding safety and reliability. This breaker is tested acc to UL489 (cIUSus).



Number of poles	Rated current [A]	GTIN EAN 7612271	Order details		Weight [kg]	Pack. unit
			Type Code	Order code		
4	10	420703	S804U-UCZ10	2CCS248356R0001	0.98	1
	15	420710	S804U-UCZ15	2CCS248357R0001	0.98	1
	20	420727	S804U-UCZ20	2CCS248358R0001	0.98	1
	25	420734	S804U-UCZ25	2CCS248359R0001	0.98	1
	30	420741	S804U-UCZ30	2CCS248360R0001	0.98	1
	40	420758	S804U-UCZ40	2CCS248361R0001	0.98	1
	50	420765	S804U-UCZ50	2CCS248362R0001	0.98	1
	60	420772	S804U-UCZ60	2CCS248363R0001	0.98	1
	70	420789	S804U-UCZ70	2CCS248364R0001	0.98	1
	80	420796	S804U-UCZ80	2CCS248365R0001	0.98	1

High performance MCBs

S800U series PVS characteristic

S800U PVS characteristic - Ground fault detector interrupter (GFDI)

Function: string protection.

The S804U-PVS5 is for string protection in photovoltaic systems.

In case of reverse currents, the breaker will trip. Thus the PV generator will not be damaged.

The breaker is tested acc. to UL489B for 1000 V d.c.



Number of poles	I_{cu} [kA]	Rated current [A]	GTIN EAN 7612271	Order details		Weight [kg]	Pack. unit
				Type Code	Order code		
4	3	5	419929	S804U-PVS5	2CCP824017R1159	0.98	1

High performance MCBs

S800PV-SP series technical features

S800PV-SP		
General Data		
Tripping characteristics		SP
Standards		IEC / EN 60947-2 and Annex P
Poles		2 ... 4
Rated frequency I_e	A	5 ... 125
Rated frequency f	Hz	-
Rated insulation voltage U_i acc. to IEC/EN 60664-1	V	DC 1500
Rated impulse withstand voltage U_{imp} (1.2/50 μ s)	kV	8
Overtoltage category		III*
Pollution degree		2
Suitability for isolation		yes
Data acc. to IEC/EN 60947-2		
Rated operational voltage U_e	V	2-pole DC 800V: 5 ... 125 A 3-pole DC 1200V: 5 ... 125 A 4-pole DC 1500V: 5 ... 125 A
Min. operating voltage	V	-
Rated ultimate short-circuit capacity I_{cu}	kA	5 ... 16 A acc. IEC 60947-2 Annex P. $I_{cu} = 5$ kA 20 ... 125 A, acc. IEC 60947-2, $I_{cu} = 5$ kA 20 ... 125 A, acc. IEC 60947-2 Annex P. $I_{cu} = 3$ kA
Rated service short-circuit capacity I_{cs}	kA	$I_{cu} = I_{cs}$
Reference temperature for tripping characteristics	°C	40 °C
Electrical and Mechanical Endurance	ops.	acc. to Annex P: 5 ... 16 A: 300 electrical/9700 mechanical acc. to IEC 60947-2 (general part): 20 ... 100 A: 1500 electrical/8500 mechanical 125 A: 1000 electrical/9000 mechanical
Mechanical Data		
Housing		Material group I, RAL 7035
Toggle		black, lockable
Classification acc. To NF F 126-101, NF F 16-102		-
Protection degree acc. to EN 60529		IP20; IP40 (actuating end only)
Shock resistance acc. to IEC/EN 60068-2-30		IEC 61373 Cat. 1 Class B, 5 g / 30ms acc. To IEC 60068-27 Test Ea
Vibration resistance acc. to IEC/EN 60068-2-6		IEC 60068-2-6 Test Fc; 2 - 13.2 Hz/1 mm 13.2 - 100 Hz/0.7 g with load 100% $\times I_e$
Environmental conditions (damp heat) acc. to IEC/EN 60068-2-30	°C/RH	12 + 12 cycle with 55 °C/90 - 96% and 25 °C/95 - 100%
Environmental conditions (dry heat) acc. to IEC/EN 60068-2-2 Test B	°C/RH	16 hours 55 °C/2 hours 70 °C with damp heat 55%
Ambient temperature	°C	-25 ... +60
Storage temperature	°C	-40 ... +70
Installation		
Terminal		Failsafe cage or ringlug terminal
Connections (top/bottom) - C_u only	mm ²	1 ... 50 stranded 1 ... 70 flexible
Tightening torque	Nm	3.5
	in-lbs.	31
Screwdriver		POZI 2
Mounting		any
Mounting position		any
Supply		any
Dimensions and weight		
Pole dimensions (H x L x W)	mm	95 x 26.5 x 82.5
Pole weight	g	240

*The pollution degree of the product, as defined in standard IEC 60947-1, is related to its micro environment, to which equipment is exposed. It may be different from that of the macro-environment. According to where the equipment is located, the pollution degree of the macro environment can be considered up to category IV if protection is offered by means of such as an adequate enclosure or internal heating to prevent absorption or condensation of moisture.

High performance MCBs

S802PV-M-H and S800PV-SD technical features

		S802PV-M-H	S800PV-SD
General Data			
Tripping characteristics		none	none
Standards		IEC / EN 60947-3	IEC / EN 60947-3 and Annex D
Poles		2 (polarized)	2 ... 4
Rated current I_e	A	32, 63, 100	32, 63, 125
Rated insulation voltage U_i acc. to IEC/EN 60664-1	V	DC 1500	DC 1500
Rated impulse withstand voltage U_{imp} (1.2/50 μ s)	kV	8	8
Overtoltage category		III*	III*
Pollution degree		2	2
Suitability for isolation		yes	yes
Data acc. to IEC/EN 60947-3			
Rated operational voltage U_e	V	DC 1000V: 2-pole	DC 800V: 2-pole DC 1200V: 3-Pole DC 1500V: 4-pole
Min. operating voltage	V	-	-
Rated short-term withstand current I_{cw}	kA	1.5	1.5
Rated short-circuit making capacity I_{cm}	kA	0.5	0.5
Utilisation category		DC-21A	DC-21 A, DC-PV2
Electrical and Mechanical Endurance	ops.	1500 electrical / 10000 mechanical	32, 63 A: 1500 electrical / 10000 mechanical 125 A: 1000 electrical / 8000 mechanical
Mechanical Data			
Housing		Material group I, RAL 7035	Material group I, RAL 7035
Toggle		black, lockable	black, lockable
Classification acc. To NF F 126-101, NF F 16-102		-	-
Protection degree acc. to EN 60529		IP20; IP40 (actuating end only)	IP20; IP40 (actuating end only)
Shock resistance acc. to IEC/EN 60068-2-30		IEC 61373 Cat. 1 Class B, 5g / 30ms acc. To IEC 60068-27 Test Ea	IEC 61373 Cat. 1 Class B, 5g / 30ms acc. To IEC 60068-27 Test Ea
Vibration resistance acc. to IEC/EN 60068-2-6		IEC 60068-2-6 Test Fc; 2 - 13.2 Hz/1 mm 13.2 - 100 Hz/0.7 g with load 100% x I_e	IEC 60068-2-6 Test Fc; 2 - 13.2 Hz/1 mm 13.2 - 100 Hz/0.7 g with load 100% x I_e
Environmental conditions (damp heat) acc. to IEC/EN 60068-2-30	°C/RH	12 + 12 cycle with 55 °C/90 - 96% and 25 °C/95 - 100%	12 + 12 cycle with 55 °C/90 - 96% and 25 °C/95 - 100%
Environmental conditions (dry heat) acc. to IEC/EN 60068-2-2 Test B	°C/RH	16 hours 55 °C/2 hours 70 °C with damp heat 55%	16 hours 55 °C/2 hours 70 °C with damp heat 55%
Ambient temperature	°C	-25 ... +60	-25 ... +60
Storage temperature	°C	-40 ... +70	-40 ... +70
Installation			
Terminal		Failsafe cage or ringlug terminal	Failsafe cage or ringlug terminal
Connections (top/bottom) - C_u only	mm ²	1 ... 50 stranded 1 ... 70 flexible	1 ... 50 stranded 1 ... 70 flexible
Tightening torque	Nm	3.5	3.5
	in-lbs.	31	31
Screwdriver		POZI 2	POZI 2
Mounting		any	any
Mounting position		any	any
Supply		any (taking into account the polarization)	any (taking into account the polarization)
Dimensions and weight			
Pole dimensions (H x L x W)	mm	95 x 26.5 x 82.5	95 x 26.5 x 82.5
Pole weight	g	240	240

*The pollution degree of the product, as defined in standard IEC 60947-1, is related to its micro environment, to which equipment is exposed. It may be different from that of the macro-environment. According to where the equipment is located, the pollution degree of the macro environment can be considered up to category IV, if protection is offered by means of such as an adequate enclosure or internal heating to prevent absorption or condensation of moisture.

High performance MCBs

S800PV series with cage terminal, B characteristic

S800PV-SP

Function: protection and control of photovoltaic strings against overloads, short-circuits and reverse currents. Ideal replacement for fuses due to comfortable string failure identification and signalisation.

Applications: Photovoltaic systems. Standard: IEC 60947-2 and Annex P

5 ... 16A acc. IEC 60947-2 Annex P., I_{cu} 5 kA

20 ... 125A acc. IEC 60947-2, I_{cu} 5 kA

5 ... 125A acc. IEC 60947-2 Annex P., I_{cu} 3 kA



Number of poles	Rated current [A]	GTIN EAN 76122712	Order details		Weight [kg]	Pack. unit
			Type Code	Order code		
2	5	71170	S802PV-SP5	2CCF019596R0001	0.49	1
	6	72115	S802PV-SP6	2CCF019643R0001	0.49	1
	8	72139	S802PV-SP8	2CCF019644R0001	0.49	1
	10	71194	S802PV-SP10	2CCF019597R0001	0.49	1
	13	71217	S802PV-SP13	2CCF019598R0001	0.49	1
	16	71231	S802PV-SP16	2CCF019599R0001	0.49	1
	20	71255	S802PV-SP20	2CCF019600R0001	0.49	1
	25	71279	S802PV-SP25	2CCF019601R0001	0.49	1
	32	71293	S802PV-SP32	2CCF019602R0001	0.49	1
	40	71316	S802PV-SP40	2CCF019603R0001	0.49	1
	50	71330	S802PV-SP50	2CCF019604R0001	0.49	1
	63	71354	S802PV-SP63	2CCF019605R0001	0.49	1
	80	71378	S802PV-SP80	2CCF019606R0001	0.49	1
	100	71392	S802PV-SP100	2CCF019607R0001	0.49	1
125	71415	S802PV-SP125	2CCF019608R0001	0.49	1	
3	5	71439	S803PV-SP5	2CCF019609R0001	0.74	1
	6	72153	S803PV-SP6	2CCF019645R0001	0.74	1
	8	72177	S803PV-SP8	2CCF019646R0001	0.74	1
	10	71453	S803PV-SP10	2CCF019610R0001	0.74	1
	13	71477	S803PV-SP13	2CCF019611R0001	0.74	1
	16	71491	S803PV-SP16	2CCF019612R0001	0.74	1
	20	71514	S803PV-SP20	2CCF019613R0001	0.74	1
	25	71538	S803PV-SP25	2CCF019614R0001	0.74	1
	32	71552	S803PV-SP32	2CCF019615R0001	0.74	1
	40	71576	S803PV-SP40	2CCF019616R0001	0.74	1
	50	71590	S803PV-SP50	2CCF019617R0001	0.74	1
	63	71613	S803PV-SP63	2CCF019618R0001	0.74	1
	80	71637	S803PV-SP80	2CCF019619R0001	0.74	1
	100	71651	S803PV-SP100	2CCF019620R0001	0.74	1
125	71675	S803PV-SP125	2CCF019621R0001	0.74	1	
4	5	52124	S804PV-SP5	2CCF019586R0001	0.98	1
	6	72191	S804PV-SP6	2CCF019647R0001	0.98	1
	8	72214	S804PV-SP8	2CCF019648R0001	0.98	1
	10	71699	S804PV-SP10	2CCF019622R0001	0.98	1
	13	71712	S804PV-SP13	2CCF019623R0001	0.98	1
	16	71736	S804PV-SP16	2CCF019624R0001	0.98	1
	20	71750	S804PV-SP20	2CCF019625R0001	0.98	1
	25	71774	S804PV-SP25	2CCF019626R0001	0.98	1
	32	71798	S804PV-SP32	2CCF019627R0001	0.98	1
	40	71811	S804PV-SP40	2CCF019628R0001	0.98	1
	50	71835	S804PV-SP50	2CCF019629R0001	0.98	1
	63	71859	S804PV-SP63	2CCF019630R0001	0.98	1
	80	71873	S804PV-SP80	2CCF019631R0001	0.98	1
	100	71897	S804PV-SP100	2CCF019632R0001	0.98	1
125	71910	S804PV-SP125	2CCF019633R0001	0.98	1	

High performance MCBs

S800PV series with cage terminal, B characteristic



S802PV-M-H

Function: this polarized disconnecter is designed to meet the requirements for photovoltaic systems. Voltage up to 1000 V d.c. and rated current up to 100 A.

Number of poles	Rated current [A]	GTIN EAN 7612271	Order details		Weight [kg]	Pack. unit
			Type Code	Order code		
2	32	419035	S802PV-M32-H	2CCP247204R0001	0.43	1
	63	419042	S802PV-M63-H	2CCP247205R0001	0.43	1
	100	419301	S802PV-M100-H	2CCP247212R0001	0.43	1

S800PV-SD

Function: switch disconnecter for DC side isolation of PV systems.

Designed for PV installations of 1500 V DC.

Applications: Photovoltaic systems

Rated short-term withstand current, I_{cw} 1,5 kA



Number of poles	Rated current [A]	GTIN EAN 76122712	Order details		Weight [kg]	Pack. unit
			Type Code	Order code		
2	32	71958	S802PV-SD32	2CCF019635R0001	0.43	1
	63	71934	S802PV-SD63	2CCF019634R0001	0.43	1
	125	71972	S802PV-SD125	2CCF019636R0001	0.43	1
3	32	71996	S803PV-SD32	2CCF019637R0001	0.65	1
	63	72016	S803PV-SD63	2CCF019638R0001	0.65	1
	125	72030	S803PV-SD125	2CCF019639R0001	0.65	1
4	32	72054	S804PV-SD32	2CCF019640R0001	0.86	1
	63	72078	S804PV-SD63	2CCF019641R0001	0.86	1
	125	72092	S804PV-SD125	2CCF019642R0001	0.86	1

Elérhetőségeink

ABB Kft.

Energetikai Termékek Üzletág

E-mail: kisfeszultseg@hu.abb.com

Cím: 1139 Budapest, Váci út 99.

new.abb.com/low-voltage/HU

A kiadványban szereplő képek csak illusztrációk. A termékek folyamatos fejlesztése miatt a dokumentum tartalmának előzetes értesítés nélküli megváltoztatásának jogát fenntartjuk. Az ABB Kft. semmilyen felelősséget nem vállal jelen dokumentumban esetleg előforduló nyomdai hibákért, illetve hiányos információkért.

Copyright 2016 ABB. Minden jog fenntartva.

