MISTRAL41

A smarter space for your installation ideas

ABB is the world's leading provider of products for electrical installation in buildings. A comprehensive domain knowledge, global experience and continuous innovation enable us to provide optimal solutions for residential buildings. Our solutions help to make your buildings safer, intelligent and equipped for the future.

Table of contents

Introduction

002 – 005 A smarter space for your installation ideas

MISTRAL41F flush-mounted

006 – 007 Introduction

008 – 011 Product advantages and features

012 – 017 Order codes

018 – 019 Accessories

MISTRAL41W wall-mounted

020 – 021 Introduction

022 – 025 Product advantages and features

026 – 033 Order codes

Overall

034 – 037 Terminal blocks

038 – 042 Technical details

044 – 045 Knockouts

046 – 049 Overall dimensions

MISTRAL41
A smarter space for your installation ideas

When it comes to flexibility, usability and design our MISTRAL41 consumer units can convince installers as well as end users in any kind of electrical distribution system in, commercial and residential environments. A variety of innovative details make the MISTRAL41 series the perfect solution to realize all your installation ideas efficiently – now or in the future.

MISTRAL41
Sustainability, flexibility and design

Innovating today does not just mean looking for functional and technologically advanced solutions. For ABB, being innovative means embracing a longer-term perspective by using eco-compatible materials for our products which respect the environment even at the end of their life cycle. For this reason, 100 % recyclable halogen-free thermoplastics (for GWT650 versions) have been used for the consumer units. Their environmental compatibility has been evaluated using the Life Cycle Assessment (LCA) method, an objective tool for assessing energy and environmental impact which analyses the energy and materials used and the emissions released during production.

Halogen Free

(for GWT650 versions)

Everything about the MISTRAL series has been designed to make installation easier, allowing you to set up high-quality consumer units that look great anywhere.

Maximum sustainability and flexibility
Made from halogen-free (for GWT650 versions), recyclable thermoplastic, the series comes with IP41 rating. It also includes wall-mounted, flush-fit and hollow wall versions to always provide the best solution for your individual requirements.

Elegant design features
The range of design features includes transparent or opaque doors that open up to 180° enabling full access to the interior of the units. Perfect symmetry also means you can rotate either the front panel or the entire unit to let the door open from the right or the left.

Fast and easy installation
Ample internal space makes cabling fast and easy, and also enables you to anchor cable ties to special eyeholes in the frame. Various snap-on terminal blocks in two different colours can be installed in both the upper and lower part of the units, offering you even more flexibility. The MISTRAL41 series is also fully compatible with a unified range of accessories for a wide variety of applications.

MISTRAL41F
Always a perfect solution for every wall

Our MISTRAL41F series of consumer units gives you the freedom and flexibility to install any type of electrical distribution system in residential buildings. Choose from a brick walll or hollow wall version to meet your individual needs. These IP41-rated units have been designed from scratch to enhance the unique features you expect from ABB in terms of versatility, efficiency and safety. The MISTRAL41F series is one of the widest ranges on the market, so there always is a solution to fit your requirements. The units come in various sizes with three cable entry options and space for up to 72 modules. Everything about the MISTRAL41F series has been designed to make installation easier, allowing you to set up high-quality consumer units you can be proud of.

Reliable technology combined with a modern decorative look in a compact, elegant design.



Door opens up to 180° allowing full access to the interior of the unit.

The symmetrical design allows opening of the reversible door either from the left or from the right.

Door available in two versions: petrol blue and opaque.

In the flush-mounted version the depth of the base box ensures a perfect balance between internal space and the possibility of installation in thin walls

Endless installation possibilities

Horizontal coupling
The consumer units can be coupled side by side with the horizontal junction unit accessory, protecting the passage of cables between adjacent units.

Mortar guard
All versions include a mortar guard that prevents mortar sprays inside the consumer unit.

Dual-function accessory
A single accessory performs a dual function. It can be used to fix pipes to the unit's housing or to vertically couple two consumer units.



Internal partition
The horizontal partition allows the interior of the unit to be divided into two parts.

Flanges
The flange with multi pre-cuts is designed to be sheared only where necessary in order to ensure a more secure fastening. The removable flange with knockout holes ensure a reliable and safe placing of flexible pipes and other conduits, especially in plasterboard installation.

Two DIN rail positions
The extraxtable frame offers two DIN rail positions so devices of different depths, like S200 or S800 miniature circuit breakers, can be installed in perfect alignment.



Captive screw covers
Screw covers are hooked to the front panel so they can be removed without the risk of losing them.



DIN rail terminals
It is possible to install an extra DIN rail at the bottom of the consumer unit.

A versatile range suitable for every application

The simple construction of the MISTRAL41F series makes the units fast and easy to assemble. What is more, the flexible design allows easy adaptation to various application requirements.



1. Base for wall mounting
2. Reversible cover
3. a) Transparent door
   b) Opaque door, RAL9016
4. DIN rail
5. Cable entry flanges
6. Terminal carrier
7. Quick coupling terminal blocks
8. Module cover
9. Finish or closure element (optional lock)

Horiziontal levelling
The external adjustments of the front cover assure a perfect horizontal levelling even if the consumer unit is slightly crooked.



New generations terminals
The MISTRAL41 range of consumer units is supplied with a wide, completely new ABB terminal block range. Three different versions offer screw and spring fast coupling for easy and effective cabling up to 63A or 100A.

Hollow wall mounting
For the hollow wall mounting our consumer units provide a special enclosure and hollow mounting screws.

MISTRAL41F

Order codes | Flush-mounted – Brick wall

MISTRAL41F – Order codes 650

MISTRAL41F – 1 row	Description	N° of modules [18 mm]	GWT	Dimensions W x H x D [mm]	Order code	Type number	Packaging
	Consumer units MISTRAL41F flush opaque door 4M	4	650	152 x 202 x 105	1SLM004100A1100	41A04X11	1/24
	Consumer units MISTRAL41F flush transparent door 4M	4	650	152 x 202 x 105	1SLM004100A1200	41A04X12	1/24
	Front MISTRAL41F flush transparent door 4M	4	650	152 x 202 x 25	1SLM004100A1600	41F04X12	1/24
	Flush-mounting box 650 MISTRAL41F 4M	4	650	129 x 182 x 80	1SLM004100A1700	41S04X11	1/24
	Consumer units MISTRAL41F flush opaque door 6M	6	650	192 x 202 x 105	1SLM004100A1101	41A06X11	1/18
	Consumer units MISTRAL41F flush transparent door 6M	6	650	192 x 202 x 105	1SLM004100A1201	41A06X12	1/18
	Front MISTRAL41F flush transparent door 6M	6	650	192 x 202 x 25	1SLM004100A1601	41F06X12	1/18
	Flush-mounting box 650 MISTRAL41F 6M	6	650	149 x 182 x 80	1SLM004100A1701	41S06X11	1/18
	Consumer units MISTRAL41F flush opaque door 8M	8	650	232 x 250 x 108	1SLM004100A1102	41A08X11	1/12
	Consumer units MISTRAL41F flush transparent door 8M	8	650	232 x 250 x 108	1SLM004100A1202	41A08X12	1/12
	Front MISTRAL41F flush opaque door 8M	8	650	232 x 250 x 28	1SLM004100A1502	41F08x11	1/12
	Front MISTRAL41F flush transparent door 8M	8	650	232 x 250 x 28	1SLM004100A1602	41F08X12	1/12
	Flush-mounting box 650 MISTRAL41F 8M	8	650	206 x 230 x 80	1SLM004100A1702	41S08X11	1/12
	Consumer units MISTRAL41F flush opaque door 12M	12	650	320 x 250 x 108	1SLM004100A1103	41A12X11	1/9
	Consumer units MISTRAL41F flush transparent door 12M	12	650	320 x 250 x 108	1SLM004100A1203	41A12X12	1/9
	Front MISTRAL41F flush opaque door 12M	12	650	320 x 250 x 28	1SLM004100A1503	41F12x11	1/9
	Front MISTRAL41F flush transparent door 12M	12	650	320 x 250 x 28	1SLM004100A1603	41F12X12	1/9
	Flush-mounting box 650 MISTRAL41F 12M	12	650	294 x 230 x 80	1SLM004100A1703	41S12X11	1/9
	Consumer units MISTRAL41F flush opaque door 18M	18	650	430 x 250 x 108	1SLM004100A1104	41A18X11	1/6
	Consumer units MISTRAL41F flush transparent door 18M	18	650	430 x 250 x 108	1SLM004100A1204	41A18X12	1/6
	Front MISTRAL41F flush transparent door 18M	18	650	430 x 250 x 28	1SLM004100A1604	41F18X12	1/6
	Flush-mounting box 650 MISTRAL41F 18M	18	650	404 x 230 x 80	1SLM004100A1704	41S18X11	1/6

MISTRAL41F – 2 rows	Description	N° of modules [18 mm]	GWT	Dimensions W x H x D [mm]	Order code	Type number	Packaging
	Consumer units MISTRAL41F flush opaque door 24M	24	650	320 x 435 x 108	1SLM004100A1105	41A12X21	1/5
	Consumer units MISTRAL41F flush transparent door 24M	24	650	320 x 435 x 108	1SLM004100A1205	41A12X22	1/5
	Front MISTRAL41F flush opaque door 24M	24	650	320 x 435 x 28	1SLM004100A1505	41F12x21	1/5
	Front MISTRAL41F flush transparent door 24M	24	650	320 x 435 x 28	1SLM004100A1605	41F12X22	1/5
	Flush-mounting box 650 MISTRAL41F 24M	24	650	294 x 415 x 80	1SLM004100A1705	41S12X21	1/5
	Consumer units MISTRAL41F flush opaque door 36M 2F	36	650	430 x 435 x 108	1SLM004100A1106	41A18X21	1/3
	Consumer units MISTRAL41F flush transparent door 36M 2F	36	650	430 x 435 x 108	1SLM004100A1206	41A18X22	1/3

MISTRAL41F – Order codes 650

MISTRAL41F – 3 rows	Description	N° of modules [18 mm]	GWT	Dimensions W x H x D [mm]	Order code	Type number	Packaging
	Consumer units MISTRAL41F flush opaque door 36M 3F	36	650	320 x 600 x 108	1SLM004100A1107	41A12X31	1/4
	Consumer units MISTRAL41F flush transparent door 36M 3F	36	650	320 x 600 x 108	1SLM004100A1207	41A12X32	1/4
	Front MISTRAL41F flush opaque door 36M 3F	36	650	320 x 600 x 28	1SLM004100A1507	41F12x31	1/4
	Front MISTRAL41F flush transparent door 36M3F	36	650	320 x 600 x 28	1SLM004100A1607	41F12x32	1/4
	Flush-mounting box 650 MISTRAL41 36M 3F	36	650	294 x 580 x 80	1SLM004100A1707	41S12x31	1/4
	Consumer units MISTRAL41F flush opaque door 54M	54	650	430 x 600 x 128	1SLM004100A1109	41A18X31	1/1
	Consumer units MISTRAL41F flush transparent door 54M	54	650	430 x 600 x 128	1SLM004100A1209	41A18X32	1/1

MISTRAL41F – 4 rows	Description	N° of modules [18 mm]	GWT	Dimensions W x H x D [mm]	Order code	Type number	Packaging
	Consumer units MISTRAL41F flush opaque door 48M	48	650	320 x 735 x 108	1SLM004100A1108	41A12X41	1/4
	Consumer units MISTRAL41F flush transparent door 48M	48	650	320 x 735 x 108	1SLM004100A1208	41A12X42	1/4
	Consumer units MISTRAL41F flush opaque door 72M	72	650	430 x 735 x 128	1SLM004100A1110	41A18X41	1/1
	Consumer units MISTRAL41F flush transparent door 72M	72	650	430 x 735 x 128	1SLM004100A1210	41A18X42	1/1

Please find a wide range of suitable accessories on page 18–19

All units on this page will be delivered without connection terminals

MISTRAL41F

Order codes | Flush-mounted – Hollow wall

MISTRAL41F – Order codes 850

MISTRAL41F – 1 row	Description	N° of modules [18 mm]	GWT	Dimensions W x H x D [mm]	Order code	Type number	Packaging
	Consumer units MISTRAL41F flush 850 opaque door 4M	4	850	152 x 202 x 105	1SLM004100A1300	41C04X11	1/24
	Consumer units MISTRAL41F flush 850 transparent door 4M	4	850	152 x 202 x 105	1SLM004100A1400	41C04X12	1/24
	Consumer units MISTRAL41F flush 850 opaque door 6M	6	850	192 x 202 x 105	1SLM004100A1301	41C06X11	1/18
	Consumer units MISTRAL41F flush 850 transparent door 6M	6	850	192 x 202 x 105	1SLM004100A1401	41C06X12	1/18
	Consumer units MISTRAL41F flush 850 opaque door 8M	8	850	232 x 250 x 108	1SLM004100A1302	41C08X11	1/12
	Consumer units MISTRAL41F flush 850 transparent door 8M	8	850	232 x 250 x 108	1SLM004100A1402	41C08X12	1/12
	Consumer units MISTRAL41F flush 850 opaque door 12M	12	850	320 x 250 x 108	1SLM004100A1303	41C12X11	1/9
	Consumer units MISTRAL41F flush 850 transparent door 12M	12	850	320 x 250 x 108	1SLM004100A1403	41C12X12	1/9
	Consumer units MISTRAL41F flush 850 opaque door 18M	18	850	430 x 250 x 108	1SLM004100A1304	41C18X11	1/6
	Consumer units MISTRAL41F flush 850 transparent door 18M	18	850	430 x 250 x 108	1SLM004100A1404	41C18X12	1/6

MISTRAL41F – 2 rows	Description	N° of modules [18 mm]	GWT	Dimensions W x H x D [mm]	Order code	Type number	Packaging
	Consumer units MISTRAL41F flush 850 opaque door 24M	24	850	320 x 435 x 108	1SLM004100A1305	41C12X21	1/5
	Consumer units MISTRAL41F flush 850 transparent door 24M	24	850	320 x 435 x 108	1SLM004100A1405	41C12X22	1/5
	Consumer units MISTRAL41F flush 850 opaque door 36M 2F	36	850	430 x 435 x 108	1SLM004100A1306	41C18X21	1/3
	Consumer units MISTRAL41F flush 850 transparent door 36M 2F	36	850	430 x 435 x 108	1SLM004100A1406	41C18X22	1/3

MISTRAL41F – Order codes 850

MISTRAL41F – 3 rows	Description	N° of modules [18 mm]	GWT	Dimensions W x H x D [mm]	Order code	Type number	Packaging
	Consumer units MISTRAL41F flush 850 opaque door 36M 3F	36	850	320 x 600 x 108	1SLM004100A1307	41C12X31	1/4
	Consumer units MISTRAL41F flush 850 transparent door 36M 3F	36	850	320 x 600 x 108	1SLM004100A1407	41C12X32	1/4
	Consumer units MISTRAL41F flush 850 opaque door 54M	54	850	430 x 600 x 128	1SLM004100A1309	41C18X31	1/1
	Consumer units MISTRAL41F flush 850 transparent door 54M	54	850	430 x 600 x 128	1SLM004100A1409	41C18X32	1/1

MISTRAL41F – 4 rows	Description	N° of modules [18 mm]	GWT	Dimensions W x H x D [mm]	Order code	Type number	Packaging
	Consumer units MISTRAL41F flush 850 opaque door 48M	48	850	320 x 735 x 108	1SLM004100A1308	41C12X41	1/1
	Consumer units MISTRAL41F flush 850 transparent door 48M	48	850	320 x 735 x 108	1SLM004100A1408	41C12X42	1/1
	Consumer units MISTRAL41F flush 850 opaque door 72M	72	850	430 x 735 x 128	1SLM004100A1310	41C18X41	1/1
	Consumer units MISTRAL41F flush 850 transparent door 72M	72	850	430 x 735 x 128	1SLM004100A1410	41C18X42	1/1

Please find a wide range of suitable accessories on page 18 – 19

All units on this page will be delivered without connection terminals

MISTRAL41F

Order codes with terminals | Flush-mounted – Brick wall

MISTRAL41F – Order codes

MISTRAL41F	Description	N° of modules [18 mm]	GWT	Dimensions W x H x D [mm]	Order code	Type number	Packaging
	MISTRAL41F flush opaque door 8M 12SM	8	650	232 x 250 x 108	1SLM004102A1102	41A08X11A	1/12
	MISTRAL41F flush transparent door 8M 12SM	8	650	232 x 250 x 108	1SLM004101A1202	41A08X12A	1/12

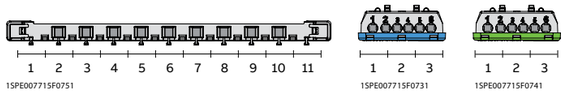

	MISTRAL41F flush opaque door 12M 12SM	12	650	320 x 250 x 108	1SLM004102A1103	41A12X11A	1/8
	MISTRAL41F flush transparent door 12M 12SM	12	650	320 x 250 x 108	1SLM004101A1203	41A12X12A	1/8

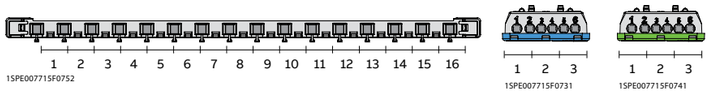

	MISTRAL41F flush opaque door 18M 22SM	18	650	430 x 250 x 108	1SLM004102A1104	41A18X11A	1/16
	MISTRAL41F flush transparent door 18M 22SM	18	650	430 x 250 x 108	1SLM004101A1204	41A18X12A	1/16

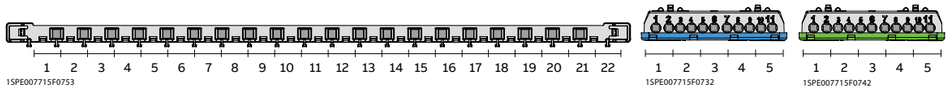

	MISTRAL41F flush opaque door 24M 32SM	24	650	320 x 435 x 108	1SLM004102A1105	41A12X21A	1/5
	MISTRAL41F flush transparent door 24M 32SM	24	650	320 x 435 x 108	1SLM004101A1205	41A12X22A	1/5

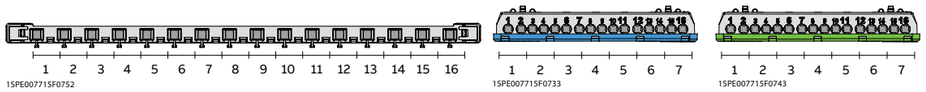

	MISTRAL41F flush opaque door 36M 2F 42SM	36	650	430 x 435 x 108	1SLM004102A1106	41A18X21A	1/3
	MISTRAL41F flush transparent door 36M 2F 42SM	36	650	430 x 435 x 108	1SLM004101A1206	41A18X22A	1/3

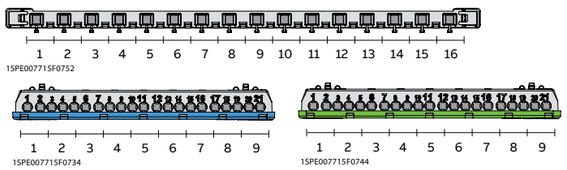

	MISTRAL41F flush opaque door 36M 3F 44SM	36	650	320 x 600 x 108	1SLM004102A1107	41A12X31A	1/4
	MISTRAL41F flush transparent door 36M 3F 44SM	36	650	320 x 600 x 108	1SLM004101A1207	41A12X32A	1/4

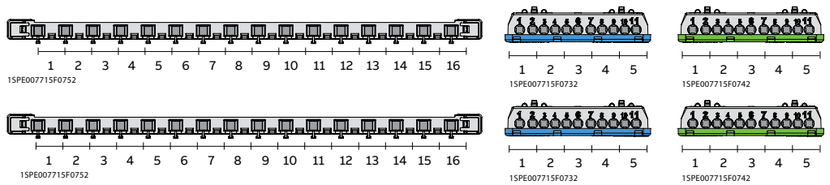

MISTRAL41F – Order codes

MISTRAL41F	Description	N° of modules [18 mm]	GWT	Dimensions W x H x D [mm]	Order code	Type number	Packaging
	MISTRAL41F flush opaque door 36M 2F 42SM	54	650	430 x 600 x 128	1SLM004102A1109	41A18X31A	1/1
	MISTRAL41F flush transparent door 54M 64SM	54	650	430 x 600 x 128	1SLM004101A1209	41A18X32A	1/1

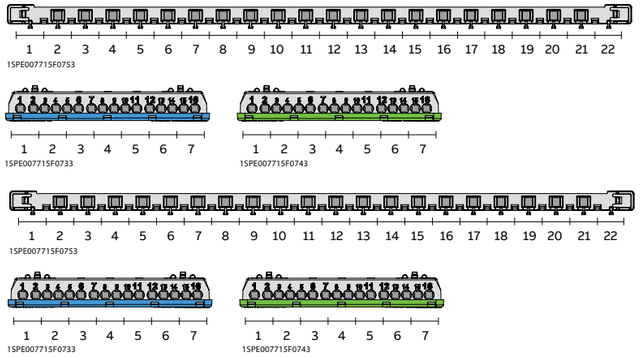

	MISTRAL41F flush opaque door 48M 64SM	48	650	320 x 735 x 108	1SLM004102A1108	41A12X41A	1/1
	MISTRAL41F flush transparent door 48M 64SM	48	650	320 x 735 x 108	1SLM004101A1208	41A12X42A	1/1

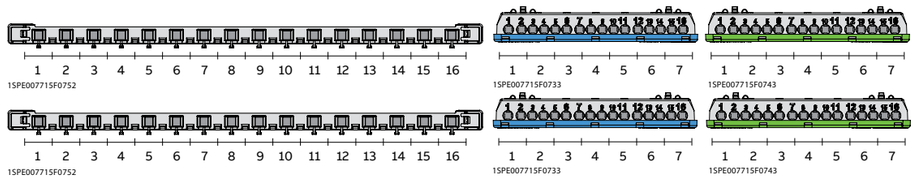

	MISTRAL41F flush opaque door 72M 84SM	72	650	430 x 735 x 128	1SLM004102A1110	41A18X41A	1/1
	MISTRAL41F flush transparent door 72M 84SM	72	650	430 x 735 x 128	1SLM004101A1210	41A18X42A	1/1

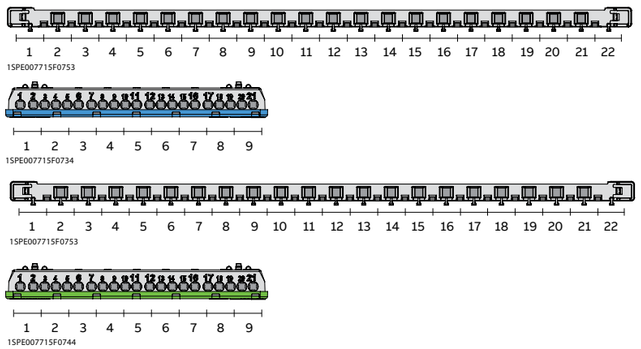

MISTRAL41F

Order codes accessories

MISTRAL41F – Accessories doors

Opaque door	Description	N° of modules [18 mm]	Order code	Type number	Packaging
	Opaque door 4M MISTRAL41F	4	1SLM004100A1900	41Z83	1/20
	Opaque door 6M MISTRAL41F	6	1SLM004100A1916	41Z84	1/20
	Opaque door 8M MISTRAL41F	8	1SLM004100A1902	41Z85	1/10
	Opaque door 12M MISTRAL41F	12	1SLM004100A1904	41Z86	1/20
	Opaque door 18M MISTRAL41F	18	1SLM004100A1906	41Z87	1/20
	Opaque door 24M / 48M MISTRAL41F	24	1SLM004100A1908	41Z88	1/15
	Opaque door 36M MISTRAL41F	36	1SLM004100A1910	41Z89	1/10
	Opaque door 36M / 72M MISTRAL41F	36	1SLM004100A1912	41Z90	1/10
	Opaque door 54M MISTRAL41F	54	1SLM004100A1914	41Z91	1/5

Transparent door	Description	N° of modules [18 mm]	Order code	Type number	Packaging
	Transparent door 4M MISTRAL41F	4	1SLM004100A1901	41Z92	1/20
	Transparent door 6M MISTRAL41F	6	1SLM004100A1917	41Z93	1/20
	Transparent door 8M MISTRAL41F	8	1SLM004100A1903	41Z94	1/10
	Transparent door 12M MISTRAL41F	12	1SLM004100A1905	41Z95	1/20
	Transparent door 18M MISTRAL41F	18	1SLM004100A1907	41Z96	1/20
	Transparent door 24M / 48M MISTRAL41F	24	1SLM004100A1909	41Z97	1/15
	Transparent door 36M MISTRAL41F	36	1SLM004100A1911	41Z98	1/10
	Transparent door 36M / 72M MISTRAL41F	36	1SLM004100A1913	41Z99	1/10
	Transparent door 54M MISTRAL41F	54	1SLM004100A1915	41Z100	1/5

MISTRAL41F – Other accessories

Other accessories	Description	N° of modules [18 mm]	Order code	Type number	Packaging
	Horizontal partition 12M MISTRAL41F	12	1SLM004100A1920	41Z01	1/100
	Horizontal partition 18M MISTRAL41F	18	1SLM004100A1921	41Z02	1/100
	Vertical coupling / tubes holder 12M	12	1SLM004100A1922	41Z03	1/20
	Vertical coupling / tubes holder 18M	18	1SLM004100A1923	41Z04	1/15
	Module cover 12M RAL9016	12	1SPE007715F5650	41Z05	5/180
	Lock with key MISTRAL41 F		1SLM004100A1931	41Z06	20/300
	Central blind panel 12M MISTRAL41F	12	1SLM004100A1945	41Z07	1/20
	Blind panel 12M MISTRAL41F	12	1SLM004100A1946	41Z08	1/20
	Central blind panel 18M MISTRAL41F	18	1SLM004100A1947	41Z09	1/30
	Blind panel 18M MISTRAL41F	18	1SLM004100A1948	41Z10	1/30
	Horizontal junction unit		1SLM004100A1949	41Z11	1/50
	Wires holder comb	12	1SLM004100A1942	41Z12	1/30
	Spirit level		1SLM004100A1943	41Z13	1/30

Please find a wide range of suitable accessories on page 35

MISTRAL41W
Wall-mounted series

The MISTRAL41W series of consumer units gives installers the freedom and flexibility to implement any type of electrical distribution system in residential buildings. This wide range of wall-mounted, IP41-rated units has been designed from scratch to enhance the unique features that make ABB the leading industry standard.

The units are fast and easy to install and look great anywhere thanks to their elegant design. Furthermore, ample internal space, a choice of doors and a unified range of accessories offer endless possibilities to create high-quality work installers can be proud of.

Fast and easy to be installed. Design and simplicity "all in one".

Door opens up to 180° allowing full access to theinterior of the unit.

Concealed rear mounts for secure wall installation.

Door available in two versions: petrol blue and opaque. Units without doors are also available.

The symmetrical design allows opening of the reversible door either from the left or from the right.

Endless installation possibilities

Invisible cable entry and exit
Pre-cut knockout slots allow cable entry and exit from the top and bottom. When not used, the slots remain invisible on the outside maintaining the consumer unit's sleek look and feel.

More than enough internal space
Lots of internal space makes cabling even easier. Cable clips and holes allow wires to be fastened to the frame with simple cable ties.

Easy installation of extra modules
An extra module can be added by removing two pre-cut elements. This offers a quick and easy solution when unexpected additional installation is required.

Fast and tidy cabling
Various snap-on terminal blocks for N and PE connection be installed in the upper and lower part of the unit. Two versions offer screw or spring couplings.

Double insulation protection
The unit housing and all accessories have been designed and developed to ensure Class II double insulation protection.

Multi-row units
Multi-row units are available with a standard distance of 125 mm between DIN rails.

Optional door lock
The standard door with ergonomic handle is available with a lock for added security.



New generation terminals
The MISTRAL range of consumer units is amended with a wide, completely new ABB terminal blocks. Two different versions offer screw and spring fast coupling for easy and effective cabling up to 63A or 100A.

A versatile range suitable for every application

The simple construction of the MISTRAL41W series makes the units fast and easy to assemble. Furthermore, they can be easily adapted to various application requirements thanks to their flexible design.

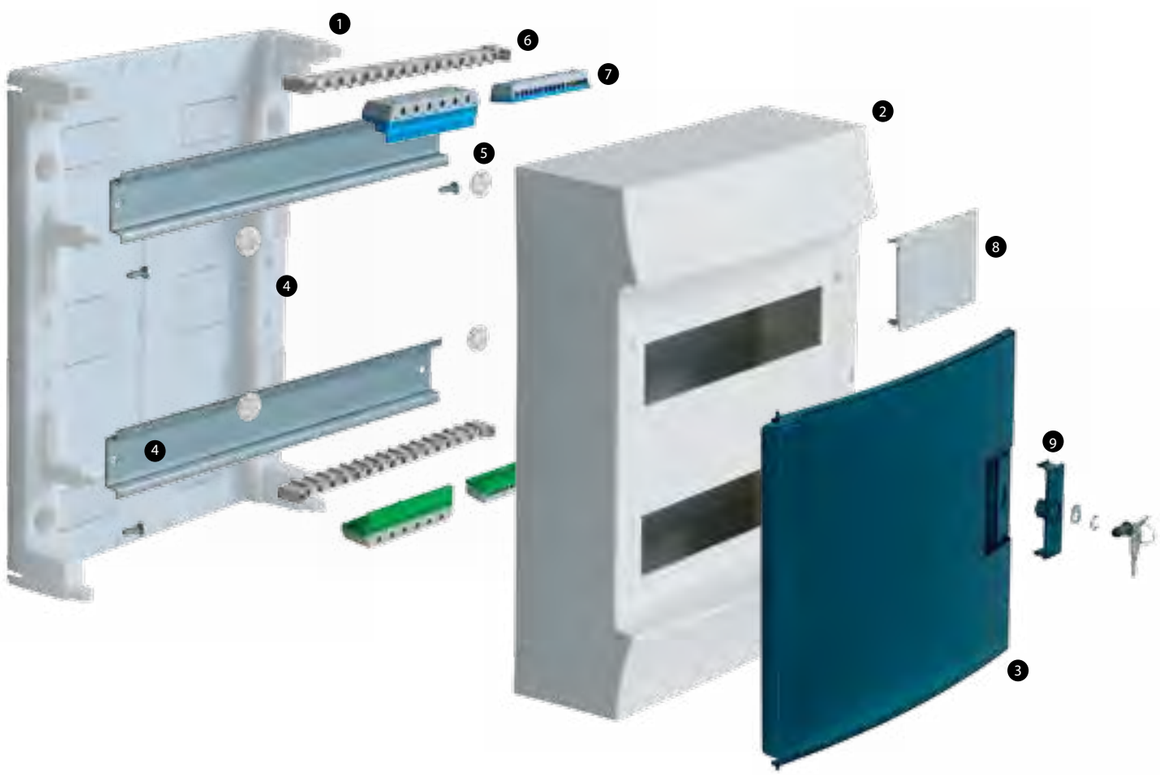

1. Base for wall mounting
2. Reversible cover
3. Transparent door
4. DIN rail
5. Plugs, protection class II
6. Terminal carrier
7. Quick coupling terminal blocks
8. Module cover
9. Finish or closure element (optional lock)



A unified range of products
The MISTRAL41W series is compatible with a unified range of ABB products. As a result, terminal blocks, circuit breakers, switches, surge protective devices and many other components can all be installed in the units for a wide variety of applications.

3 different terminal systems available
A new generation of terminal blocks is available in different colours, wide range of sizes and two different connection options.

You can find all additional information, technical details and service offers on the ABB website whenever you need them. If you miss some information or need additional support you can also contact your local ABB retailer or ABB sales representative. They would be happy to assist you.

MISTRAL41W

Order codes wall-mounted (650)

MISTRAL41W – Order codes 650

MISTRAL41W – 1 row	Description	N° of modules [18 mm]	GWT	Dimensions W x H x D [mm]	Order code	Type number	Packaging
	Consumer units MISTRAL41W wall without door 2M	2	650	68 x 210 x 93	1SPE007717F0100	41P02X10	1/36
	Consumer units MISTRAL41W wall without door 4M	4	650	96 x 210 x 93	1SPE007717F0200	41P04X10	1/24
	Consumer units MISTRAL41W wall opaque door 4M	4	650	96 x 210 x 93	1SPE007717F0210	41P04X11	1/24
	Consumer units MISTRAL41W wall transparent door 4M	4	650	96 x 210 x 93	1SPE007717F0220	41P04X12	1/24
	Consumer units MISTRAL41W wall without door 8M	8	650	202 x 257 x 120	1SPE007717F0300	41P08X10	1/7
	Consumer units MISTRAL41W wall opaque door 8M	8	650	202 x 257 x 120	1SPE007717F0310	41P08X11	1/7
	Consumer units MISTRAL41W wall transparent door 8M	8	650	202 x 257 x 120	1SPE007717F0320	41P08X12	1/7
	Consumer units MISTRAL41W wall without door 12M	12	650	292 x 257 x 120	1SPE007717F0400	41P12X10	1/3
	Consumer units MISTRAL41W wall opaque door 12M	12	650	292 x 257 x 120	1SPE007717F0410	41P12X11	1/3
	Consumer units MISTRAL41W wall transparent door 12M	12	650	292 x 257 x 120	1SPE007717F0420	41P12X12	1/3
	Consumer units MISTRAL41W wall without door 18M	18	650	382 x 257 x 120	1SPE007717F0800	41P18X10	1/3
	Consumer units MISTRAL41W wall opaque door 18M	18	650	382 x 257 x 120	1SPE007717F0810	41P18X11	1/3
	Consumer units MISTRAL41W wall transparent door 18M	18	650	382 x 257 x 120	1SPE007717F0820	41P18X12	1/3

MISTRAL41W – 2 rows	Description	N° of modules [18 mm]	GWT	Dimensions W x H x D [mm]	Order code	Type number	Packaging
	Consumer units MISTRAL41W wall without door 24M	24	650	292 x 382 x 120	1SPE007717F0500	41P12X20	1/2
	Consumer units MISTRAL41W wall opaque door 24M	24	650	292 x 382 x 120	1SPE007717F0510	41P12X21	1/2
	Consumer units MISTRAL41W wall transparent door 24M	24	650	292 x 382 x 120	1SPE007717F0520	41P12X22	1/2
	Consumer units MISTRAL41W wall without door 36M 2F	36	650	382 x 382 x 120	1SPE007717F0900	41P18X20	1/2
	Consumer units MISTRAL41W wall opaque door 36M 2F	36	650	382 x 382 x 120	1SPE007717F0910	41P18X21	1/2
	Consumer units MISTRAL41W wall transparent door 36M 2F	36	650	382 x 382 x 120	1SPE007717F0920	41P18X22	1/2

MISTRAL41W – Order codes 650

MISTRAL41W – 3 rows	Description	N° of modules [18 mm]	GWT	Dimensions W x H x D [mm]	Order code	Type number	Packaging
	Consumer units MISTRAL41W wall without door 36M 3F	36	650	292 x 507 x 120	1SPE007717F0600	41P12X30	1/2
	Consumer units MISTRAL41W wall opaque door 36M 3F	36	650	292 x 507 x 120	1SPE007717F0610	41P12X31	1/2
	Consumer units MISTRAL41W wall transparent door 36M 3F	36	650	292 x 507 x 120	1SPE007717F0620	41P12X32	1/2
	Consumer units MISTRAL41W wall without door 54M	54	650	382 x 507 x 120	1SPE007717F1000	41P18X30	1/2
	Consumer units MISTRAL41W wall opaque door 54M	54	650	382 x 507 x 120	1SPE007717F1010	41P18X31	1/2
	Consumer units MISTRAL41W wall transparent door 54M	54	650	382 x 507 x 120	1SPE007717F1020	41P18X32	1/2

MISTRAL41W – 4 rows	Description	N° of modules [18 mm]	GWT	Dimensions W x H x D [mm]	Order code	Type number	Packaging
	Consumer units MISTRAL41W wall without door 48M	48	650	292 x 656 x 120	1SPE007717F0700	41P12X40	1/1
	Consumer units MISTRAL41W wall opaque door 48M	48	650	292 x 656 x 120	1SPE007717F0710	41P12X41	1/1
	Consumer units MISTRAL41W wall transparent door 48M	48	650	292 x 656 x 120	1SPE007717F0720	41P12X42	1/1
	Consumer units MISTRAL41W wall without door 72M	72	650	382 x 656 x 120	1SPE007717F1100	41P18X40	1/1
	Consumer units MISTRAL41W wall opaque door 72M	72	650	382 x 656 x 120	1SPE007717F1110	41P18X41	1/1
	Consumer units MISTRAL41W wall transparent door 72M	72	650	382 x 656 x 120	1SPE007717F1120	41P18X42	1/1

Please find a wide range of suitable accessories on page 32 – 33

All units on this page will be delivered without connection terminals

MISTRAL41W

Order codes wall-mounted (750)

MISTRAL41W – Order codes 750

MISTRAL41W – 1 row	Description	N° of modules [18 mm]	GWT	Dimensions W x H x D [mm]	Order code	Type number	Packaging
	Consumer units MISTRAL41W wall without door 2M	2	750	68 x 210 x 93	1SPE007717F1500	41P02X100750	1/36
	Consumer units MISTRAL41W wall without door 4M	4	750	96 x 210 x 93	1SPE007717F1600	41P04X100750	1/24
	Consumer units MISTRAL41W wall opaque door 4M	4	750	96 x 210 x 93	1SPE007717F1610	41P04X110750	1/24
	Consumer units MISTRAL41W wall transparent door 4M	4	750	96 x 210 x 93	1SPE007717F1620	41P04X120750	1/24
	Consumer units MISTRAL41W wall without door 8M	8	750	202 x 257 x 120	1SPE007717F1700	41P08X100750	1/7
	Consumer units MISTRAL41W wall opaque door 8M	8	750	202 x 257 x 120	1SPE007717F1710	41P08X110750	1/7
	Consumer units MISTRAL41W wall transparent door 8M	8	750	202 x 257 x 120	1SPE007717F1720	41P08X120750	1/7
	Consumer units MISTRAL41W wall without door 12M	12	750	292 x 257 x 120	1SPE007717F1800	41P12X100750	1/3
	Consumer units MISTRAL41W wall opaque door 12M	12	750	292 x 257 x 120	1SPE007717F1810	41P12X110750	1/3
	Consumer units MISTRAL41W wall transparent door 12M	12	750	292 x 257 x 120	1SPE007717F1820	41P12X120750	1/3
	Consumer units MISTRAL41W wall without door 18M	18	750	382 x 257 x 120	1SPE007717F2200	41P12X200750	1/3
	Consumer units MISTRAL41W wall opaque door 18M	18	750	382 x 257 x 120	1SPE007717F2210	41P12X210750	1/3
	Consumer units MISTRAL41W wall transparent door 18M	18	750	382 x 257 x 120	1SPE007717F2220	41P12X220750	1/3

MISTRAL41W – 2 rows	Description	N° of modules [18 mm]	GWT	Dimensions W x H x D [mm]	Order code	Type number	Packaging
	Consumer units MISTRAL41W wall without door 24M	24	750	292 x 382 x 120	1SPE007717F1900	41P12X300750	1/2
	Consumer units MISTRAL41W wall opaque door 24M	24	750	292 x 382 x 120	1SPE007717F1910	41P12X310750	1/2
	Consumer units MISTRAL41W wall transparent door 24M	24	750	292 x 382 x 120	1SPE007717F1920	41P12X320750	1/2
	Consumer units MISTRAL41W wall without door 36M 2F	36	750	382 x 382 x 120	1SPE007717F2300	41P12X400750	1/2
	Consumer units MISTRAL41W wall opaque door 36M 2F	36	750	382 x 382 x 120	1SPE007717F2310	41P12X410750	1/2
	Consumer units MISTRAL41W wall transparent door 36M 2F	36	750	382 x 382 x 120	1SPE007717F2320	41P12X420750	1/2

MISTRAL41W – Order codes 750

MISTRAL41W – 3 rows	Description	N° of modules [18 mm]	GWT	Dimensions W x H x D [mm]	Order code	Type number	Packaging
	Consumer units MISTRAL41W wall without door 36M 3F	36	750	292 x 507 x 120	1SPE007717F2000	41P18X100750	1/2
	Consumer units MISTRAL41W wall opaque door 36M 3F	36	750	292 x 507 x 120	1SPE007717F2010	41P18X110750	1/2
	Consumer units MISTRAL41W wall transparent door 36M 3F	36	750	292 x 507 x 120	1SPE007717F2020	41P18X120750	1/2
	Consumer units MISTRAL41W wall without door 54M	54	750	382 x 507 x 120	1SPE007717F2400	41P18X300750	1/2
	Consumer units MISTRAL41W wall opaque door 54M	54	750	382 x 507 x 120	1SPE007717F2410	41P18X310750	1/2
	Consumer units MISTRAL41W wall transparent door 54M	54	750	382 x 507 x 120	1SPE007717F2420	41P18X320750	1/2

MISTRAL41W – 4 rows	Description	N° of modules [18 mm]	GWT	Dimensions W x H x D [mm]	Order code	Type number	Packaging
	Consumer units MISTRAL41W wall without door 48M	48	750	292 x 656 x 120	1SPE007717F2100	41P18X200750	1/1
	Consumer units MISTRAL41W wall opaque door 48M	48	750	292 x 656 x 120	1SPE007717F2110	41P18X210750	1/1
	Consumer units MISTRAL41W wall transparent door 48M	48	750	292 x 656 x 120	1SPE007717F2120	41P18X220750	1/1
	Consumer units MISTRAL41W wall without door 72M	72	750	382 x 656 x 120	1SPE007717F2500	41P18X400750	1/1
	Consumer units MISTRAL41W wall opaque door 72M	72	750	382 x 656 x 120	1SPE007717F2510	41P18X410750	1/1
	Consumer units MISTRAL41W wall transparent door 72M	72	750	382 x 656 x 120	1SPE007717F2520	41P18X420750	1/1

Please find a wide range of suitable accessories on page 32 – 33

All units on this page will be delivered without connection terminals

MISTRAL41W

Order codes with terminals (650)

MISTRAL41W – Order codes

MISTRAL41W	Description	N° of modules [18 mm]	GWT	Dimensions W x H x D [mm]	Order code	Type number	Packaging
	MISTRAL41F opaque door 8M 12SM	8	650	202 x 257 x 120	1SLM004102A3102	41P08X11A	1/7
	MISTRAL41W transparent door 8M 12SM	8	650	202 x 257 x 120	1SPE007717F0321	41P08X12A	1/7
	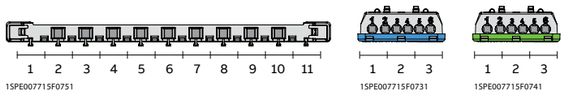 1SPE007715F0751 / 1SPE007715F0731 / 1SPE007715F0741						
	MISTRAL41W opaque door 12M 12SM	12	650	292 x 257 x 120	1SLM004102A3103	41P12X11A	1/3
	MISTRAL41W transparent door 12M 12SM	12	650	292 x 257 x 120	1SPE007717F0421	41P12X12A	1/3
	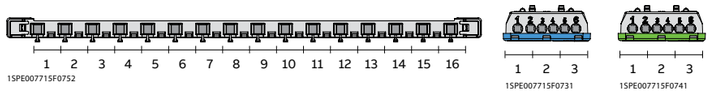 1SPE007715F0752 / 1SPE007715F0731 / 1SPE007715F0741						
	MISTRAL41W opaque door 18M 22SM	18	650	382 x 257 x 120	1SLM004102A3104	41P12X21A	1/3
	MISTRAL41W transparent door 18M 22SM	18	650	382 x 257 x 120	1SPE007717F0821	41P12X22A	1/3
	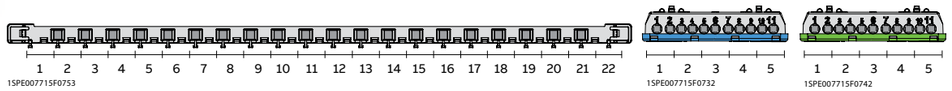 1SPE007715F0753 / 1SPE007715F0732 / 1SPE007715F0742						
	MISTRAL41W opaque door 24M 32SM	24	650	292 x 382 x 120	1SLM004102A3105	41P12X31A	1/2
	MISTRAL41W transparent door 24M 32SM	24	650	292 x 382 x 120	1SPE007717F0521	41P12X32A	1/2
	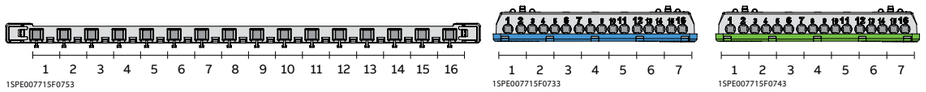 1SPE007715F0753 / 1SPE007715F0733 / 1SPE007715F0743						
	MISTRAL41W opaque door 36M 2F 42SM	36	650	382 x 382 x 120	1SLM004102A3106	41P12X41A	1/2
	MISTRAL41W transparent door 36M 2F 42SM	36	650	382 x 382 x 120	1SPE007717F0921	41P12X42A	1/2
	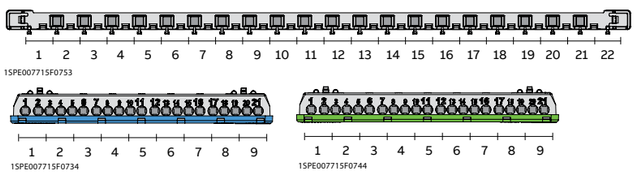 1SPE007715F0753 / 1SPE007715F0734 / 1SPE007715F0744						
	MISTRAL41W opaque door 36M 3F 44SM	36	650	292 x 507 x 120	1SLM004102A3107	41P18X11A	1/2
	MISTRAL41W transparent door 36M 3F 44SM	36	650	292 x 507 x 120	1SPE007717F0621	41P18X12A	1/2
	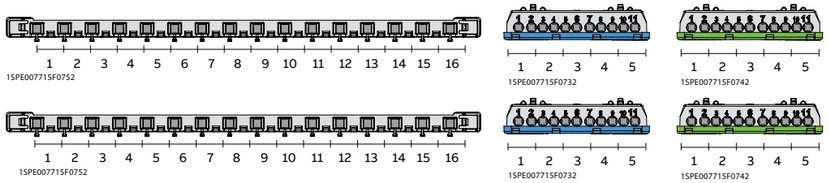 1SPE007715F0752 / 1SPE007715F0732 / 1SPE007715F0742 / 1SPE007715F0752 / 1SPE007715F0732 / 1SPE007715F0742						

MISTRAL41W – Order codes

MISTRAL41W	Description	N° of modules [18 mm]	GWT	Dimensions W x H x D [mm]	Order code	Type number	Packaging
	MISTRAL41W opaque door 54M 64SM	54	650	382 x 507 x 120	1SLM004102A3109	41P18X31A	1/2
	MISTRAL41W transparent door 54M 64SM	54	650	382 x 507 x 120	1SPE007717F1021	41P18X32A	1/2
	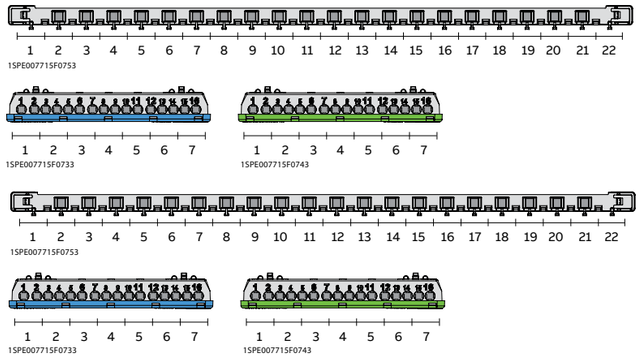 1SPE007715F0753 / 1SPE007715F0733 / 1SPE007715F0743 / 1SPE007715F0753 / 1SPE007715F0733 / 1SPE007715F0743						
	MISTRAL41W opaque door 48M 64SM	48	650	292 x 656 x 120	1SLM004102A3108	41P18X21A	1/1
	MISTRAL41W transparent door 48M 64SM	48	650	292 x 656 x 120	1SPE007717F0721	41P18X22A	1/1
	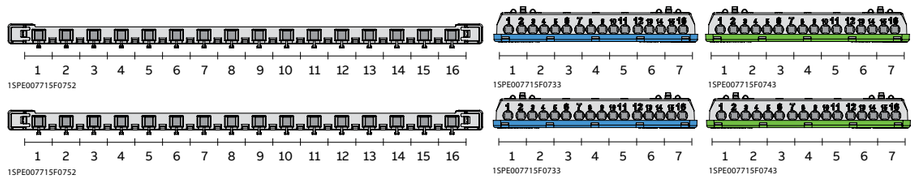 1SPE007715F0752 / 1SPE007715F0733 / 1SPE007715F0743 / 1SPE007715F0752 / 1SPE007715F0733 / 1SPE007715F0743						
	MISTRAL41W opaque door 72M 84SM	72	650	382 x 656 x 120	1SLM004102A3110	41P18X41A	1/1
	MISTRAL41W transparent door 72M 84SM	72	650	382 x 656 x 120	1SPE007717F1121	41P18X42A	1/1
	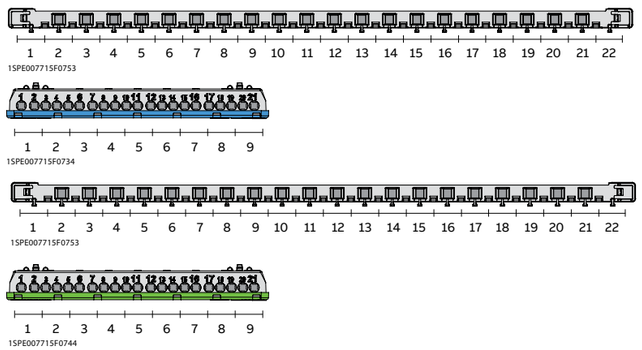 1SPE007715F0753 / 1SPE007715F0734 / 1SPE007715F0753 / 1SPE007715F0744						

MISTRAL41W

Order codes accessories

MISTRAL41W – Accessories doors

Opaque door	Description	N° of modules [18 mm]	Order code	Type number	Packaging
	Opaque door 4M MISTRAL41W	4	1SPE007717F9900	41Z33	1/24
	Opaque door 8M MISTRAL41W	8	1SPE007717F9901	41Z34	1/14
	Opaque door 12M MISTRAL41W	12	1SPE007717F9902	41Z35	1/14
	Opaque door 24/48M MISTRAL41W	24/48	1SPE007717F9903	41Z36	1/15
	Opaque door 36M (3 rows) MISTRAL41W	36	1SPE007717F9904	41Z37	1/18
	Opaque door 18M MISTRAL41W	18	1SPE007717F9905	41Z38	1/14
	Opaque door 36/72M (2 rows) MISTRAL41W	36/72	1SPE007717F9906	41Z39	1/18
	Opaque door 54M MISTRAL41W	54	1SPE007717F9907	41Z40	1/18

Transparent door	Description	N° of modules [18 mm]	Order code	Type number	Packaging
	Transparent door blue 4M MISTRAL41W	4	1SPE007717F9908	41Z41	1/24
	Transparent door blue 8M MISTRAL41W	8	1SPE007717F9909	41Z42	1/14
	Transparent door blue 12M MISTRAL41W	12	1SPE007717F9910	41Z43	1/14
	Transparent door blue 24/48M MISTRAL41W	24/48	1SPE007717F9911	41Z44	1/15
	Transparent door blue 36M (3 rows) MISTRAL41W	36	1SPE007717F9912	41Z45	1/18
	Transparent door blue 18M MISTRAL41W	18	1SPE007717F9913	41Z46	1/14
	Transparent door blue 36/72M (2 rows) MISTRAL41W	36/72	1SPE007717F9914	41Z47	1/18
	Transparent door blue 54M MISTRAL41W	54	1SPE007717F9915	41Z48	1/18

MISTRAL41W – Other accessories

Other accessories	Description	N° of modules [18 mm]	Order code	Type number	Packaging
	Lock set white LMW		1SPE007715F5009	41Z14	1
	Lock set grey LMG		1SPE007715F5011	41Z15	1
	Lock set blue LMB		1SPE007715F5010	41Z16	1

	Flange for conduit derivation GWT 650		1SLM004100A1951	41Z17	1/30
	Flange for conduit derivation GWT 750		1SPE007715F5111	41Z18	1/30

	Label holder 12M	12	1SPE007715F5012	41Z19	5
	Label holder 18M	18	1SPE007715F5018	41Z20	5

	Partition wall 12M	12	1SPE007715F5112	41Z21	5
	Partition wall 18M	18	1SPE007715F5118	41Z22	5

	MCB cover 12M GWT 650	12	1SPE007715F5650	41Z23	5/180
	MCB cover 12M GWT 750	12	1SPE007715F5750	41Z24	5/180

MISTRAL41

Order codes terminal blocks

MISTRAL41 – Terminal blocks

Terminal block	Description	Maximum current [A]	Order code	Type number	Packaging
	Terminal block N 3 x 16 mm²+3 x 6 mm²	100	1SPE007715F0731	41Z57	5/270
	Terminal block N 5 x 16 mm²+6 x 6 mm²	100	1SPE007715F0732	41Z58	5/150
	Terminal block N 7 x 16 mm²+9 x 6 mm²	100	1SPE007715F0733	41Z59	5/120
	Terminal block N 9 x 16 mm²+12 x 6 mm²	100	1SPE007715F0734	41Z60	5/90
	Terminal block N 11 x 16 mm²+15 x 6 mm²	100	1SPE007715F0735	41Z61	5/90
	Terminal block PE 3 x 16 mm²+3 x 6 mm²	100	1SPE007715F0741	41Z62	5/270
	Terminal block PE 5 x 16 mm²+6 x 6 mm²	100	1SPE007715F0742	41Z63	5/150
	Terminal block PE 7 x 16 mm²+9 x 6 mm²	100	1SPE007715F0743	41Z64	5/120
	Terminal block PE 9 x 16 mm²+12 x 6 mm²	100	1SPE007715F0744	41Z65	5/90
	Terminal block PE 11 x 16 mm²+15 x 6 mm²	100	1SPE007715F0745	41Z66	5/90

MISTRAL41 – Terminal blocks screwless

Terminal block screwless	Description	Maximum current [A]	Order code	Type number	Packaging
	Terminal block screwless N 5 x 1,5–4mm²	63	1SPE007715F9701	41Z70	5/280
	Terminal block screwless N 5 x 1,5–4 mm²+1 x 25 mm²	63	1SPE007715F9702	41Z71	5/180
	Terminal block screwless N 8 x 1,5–4 mm²+2 x 25 mm²	63	1SPE007715F9703	41Z72	5/150
	Terminal block screwless N 11 x 1,5–4 mm²+3 x 25 mm²	63	1SPE007715F9704	41Z73	5/100
	Terminal block screwless N 14 x 1,5–4 mm²+4 x 25 mm²	63	1SPE007715F9705	41Z74	5/90
	Terminal block screwless N 17 x 1,5–4 mm²+5 x 25 mm²	63	1SPE007715F9706	41Z75	5/70
	Terminal block screwless N 20 x 1,5–4 mm²+6 x 25 mm²	63	1SPE007715F9707	41Z76	5/60
	Terminal block screwless PE 5 x 1,5–4 mm²+1 x 25 mm²	63	1SPE007715F9712	41Z77	5/180
	Terminal block screwless PE 8 x 1,5–4 mm²+2 x 25 mm²	63	1SPE007715F9713	41Z78	5/150
	Terminal block screwless PE 11 x 1,5–4 mm²+3 x 25 mm²	63	1SPE007715F9714	41Z79	5/100
	Terminal block screwless PE 14 x 1,5–4 mm²+4 x 25 mm²	63	1SPE007715F9715	41Z80	5/90
	Terminal block screwless PE 17 x 1,5–4 mm²+5 x 25 mm²	63	1SPE007715F9716	41Z81	5/70
	Terminal block screwless PE 20 x 1,5–4 mm²+6 x 25 mm²	63	1SPE007715F9717	41Z82	5/60

MISTRAL41 – Terminal block carriers

Terminal carriers	Description	Order code	Type number	Packaging
	Carrier 8M	1SPE007715F0751	41Z67	5/280
	Carrier 12M	1SPE007715F0752	41Z68	5/225
	Carrier 18M	1SPE007715F0753	41Z69	5/150

MISTRAL41

Terminal blocks assembly examples

Terminal block carriers

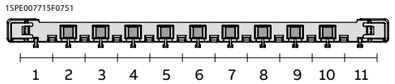

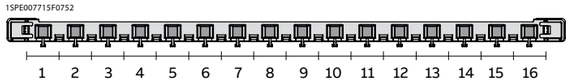

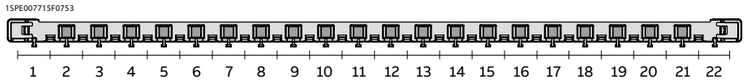

Terminal blocks

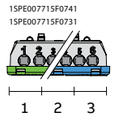

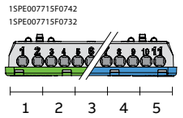

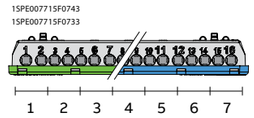

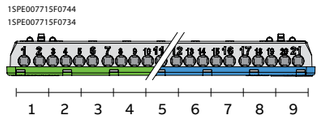

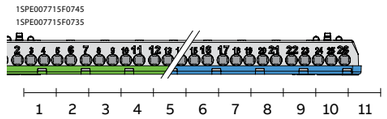

Terminal blocks screwless

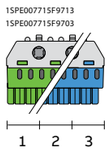

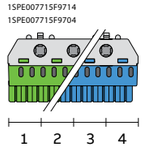

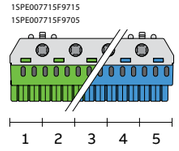

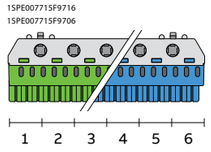

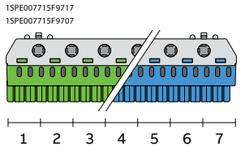

Assembly examples

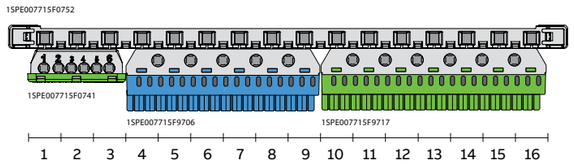

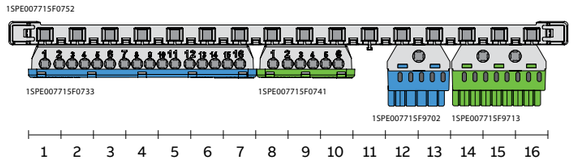

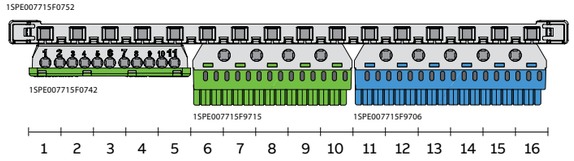

MISTRAL41

Order codes terminal bars

MISTRAL41 – Terminal bars



Terminal bars	Description	Order code	Type number
	Terminal bar 5 holes D.4.5 mm	M125310000	41Z28
	Terminal bar 10 holes D.4.5 mm and 3 holes D.5.6 mm	M125320000	41Z29
	Terminal bar 16 holes D.4.5 mm and 3 holes D.5.6 mm	M125330000	41Z30
	Terminal bar 15 holes D.4.5 mm and 6 holes D.5.6 mm	M125340000	41Z31
	Terminal bar 19 holes D.4.5 mm and 6 holes D.5.6 mm	M125350000	41Z32

MISTRAL41 – Terminal bar carriers

Terminal carrier	Description	Order code	Type number
	Carrier for 8 moduls	1SLM004100A1953	41Z25
	Carrier for 12 modules	1SLM004100A1954	41Z26
	Carrier for 18 modules	1SLM004100A1955	41Z27

MISTRAL41

Terminal bars assembly examples

Terminal bar carriers

1SLM004100A1955

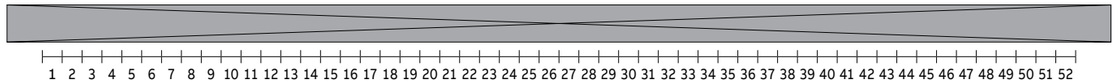

1SLM004100A1954

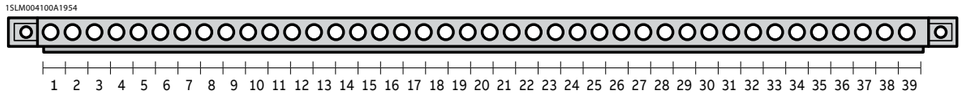

1SLM004100A1953

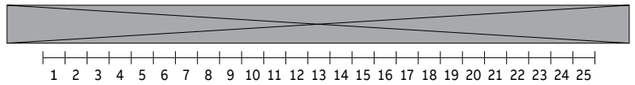

Terminal bars

12531

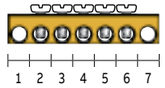

12532

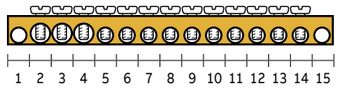

12533

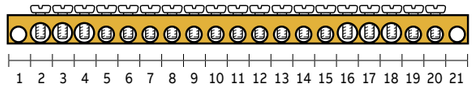

12534

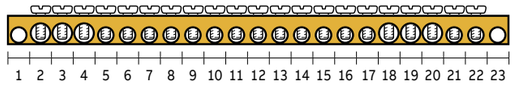

12535

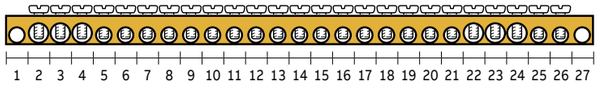

Assembly examples

1SLM004100A1954

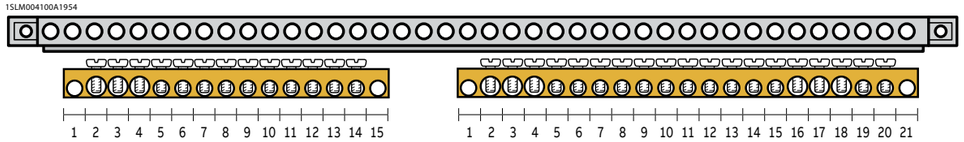

12532 12533

1SLM004100A1954

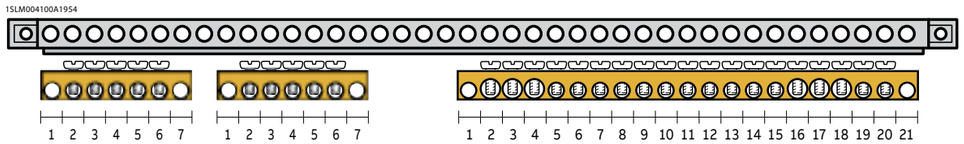

12531 12531 12533

MISTRAL41F
Technical details

MISTRAL41F – Technical details

Codes			1SLM004101A1202	1SLM004101A1203	1SLM004101A1204	1SLM004101A1205
	1SLM004100A1100	1SLM004100A1101	1SLM004100A1102	1SLM004100A1103	1SLM004100A1104	1SLM004100A1105
	1SLM004100A1200	1SLM004100A1201	1SLM004100A1202	1SLM004100A1203	1SLM004100A1204	1SLM004100A1205
Number of modules	4	6	8	12	18	24
Dimensions (W x H x D) in mm	152 x 202 x 105	192 x 202 x 105	232 x 250 x 108	320 x 250 x 108	430 x 250 x 108	320 x 435 x 108
Colour	RAL 9016 white	RAL 9016 white	RAL 9016 white	RAL 9016 white	RAL 9016 white	RAL 9016 white
Door type	Transparent / opaque	Transparent / opaque	Transparent / opaque	Transparent / opaque	Transparent / opaque	Transparent / opaque
Protection class	II ⧈	II ⧈	II ⧈	II ⧈	II ⧈	II ⧈
Fire resistance	GWT 650°C	GWT 650 °C	GWT 650 °C	GWT 650 °C	GWT 650 °C	GWT 650 °C
Material	Thermoplastic	Thermoplastic	Thermoplastic	Thermoplastic	Thermoplastic	Thermoplastic
Resistance to mechanical impacts	IK08	IK08	IK08	IK08	IK08	IK08
Installation temperature	-15°C / + 60 °C	-15°C / + 60 °C	-15°C / + 60 °C	-15°C / + 60 °C	-15°C / + 60 °C	15°C / + 60 °C
Resistance to heat	BPT 70°C	BPT 70 °C	BPT 70 °C	BPT 70 °C	BPT 70 °C	BPT 70 °C
IP rating	IP41	IP41	IP41	IP41	IP41	IP41
Max. dissipation power	11 W	14 W	18 W	22 W	27 W	41 W
Extractable frame	Yes	Yes	Yes	Yes	Yes	Yes
Maximum current	63A	63 A	63 A	63 A	125 A	63 A
DIN rail centre distance	–	–	–	–	–	150 mm
Halogen free	Yes	Yes	Yes	Yes	Yes	Yes
Cable entry	Knockout	Knockout	Flange multi pre-cuts	Flange multi pre-cuts	Flange multi pre-cuts	Flange multi pre-cuts

Codes	1SLM004101A1206	1SLM004101A1207	1SLM004101A1208	1SLM004101A1209	1SLM004101A1210
	1SLM004100A1106	1SLM004100A1107	1SLM004100A1108	1SLM004100A1109	1SLM004100A1110
	1SLM004100A1206	1SLM004100A1207	1SLM004100A1208	1SLM004100A1209	1SLM004100A1210
Number of modules	36 (2 x 18)	36 (3 x 12)	48	54	72
Dimensions (W x H x D) in mm	430 x 435 x 108	320 x 600 x 108	320 x 735 x 108	430 x 600 x 128	430 x 735 x 128
Colour	RAL 9016 white	RAL 9016 white	RAL 9016 white	RAL 9016 white	RAL 9016 white
Door type	Transparent / opaque	Transparent / opaque	Transparent / opaque	Transparent / opaque	Transparent / opaque
Protection class	II ⧈	II ⧈	II ⧈	II ⧈	II ⧈
Fire resistance	GWT 650 °C	GWT 650 °C	GWT 650 °C	GWT 650 °C	GWT 650 °C
Material	Thermoplastic	Thermoplastic	Thermoplastic	Thermoplastic	Thermoplastic
Resistance to mechanical impacts	IK08	IK08	IK08	IK08	IK08
Installation temperature	-15°C / + 60 °C	15°C / + 60 °C	-15°C / + 60 °C	-15°C / + 60 °C	-15°C / + 60 °C
Resistance to heat	BPT 70 °C	BPT 70 °C	BPT 70 °C	BPT 70 °C	BPT 70 °C
IP rating	IP41	IP41	IP41	IP41	IP41
Max. dissipation power	47 W	50 W	59 W	59 W	82 W
Extractable frame	Yes	Yes	Yes	Yes	Yes
Maximum current	125 A	100 A	100 A	125 A	125 A
DIN rail centre distance	150 mm	150 mm	150 mm	150 mm	150 mm
Halogen free	Yes	Yes	Yes	Yes	Yes
Cable entry	Flange multi pre-cuts	Flange multi pre-cuts	Flange multi pre-cuts	Flange multi pre-cuts	Flange multi pre-cuts

Note: the versions with box and frontal splitted have the same characteristics of standard product

MISTRAL41F – Technical details

Codes	1SLM004100A1300	1SLM004100A1301	1SLM004100A1302	1SLM004100A1303	1SLM004100A1304	1SLM004100A1305
	1SLM004100A1400	1SLM004100A1401	1SLM004100A1402	1SLM004100A1403	1SLM004100A1404	1SLM004100A1405
Number of modules	4	6	8	12	18	24
Dimensions (W x H x D) in mm	152 x 202 x 105	192 x 202 x 105	232 x 250 x 108	320 x 250 x 108	430 x 250 x 108	320 x 435 x 108
Colour	RAL 9016 white	RAL 9016 white	RAL 9016 white	RAL 9016 white	RAL 9016 white	RAL 9016 white
Door type	Transparent / opaque	Transparent / opaque	Transparent / opaque	Transparent / opaque	Transparent / opaque	Transparent / opaque
Protection class	II ⧈	II ⧈	II ⧈	II ⧈	II ⧈	II ⧈
Fire resistance	GWT 850 °C	GWT 850 °C	GWT 850 °C	GWT 850 °C	GWT 850 °C	GWT 850 °C
Material	Thermoplastic	Thermoplastic	Thermoplastic	Thermoplastic	Thermoplastic	Thermoplastic
Resistance to mechanical impacts	IK08	IK08	IK08	IK08	IK08	IK08
Installation temperature	-15°C / + 60 °C	-15°C / + 60 °C	-15°C / + 60 °C	-15°C / + 60 °C	-15°C / + 60 °C	15°C / + 60 °C
Resistance to heat	BPT 70 °C	BPT 70 °C	BPT 70 °C	BPT 70 °C	BPT 70 °C	BPT 70 °C
IP rating	IP41	IP41	IP41	IP41	IP41	IP41
Max. dissipation power	11 W	14 W	18 W	22 W	27 W	41 W
Extractable frame	Yes	Yes	Yes	Yes	Yes	Yes
Maximum current	63 A	63 A	63 A	63 A	125 A	63 A
DIN rail centre distance	–	–	–	–	–	150 mm
Halogen free	Yes	Yes	Yes	Yes	Yes	Yes
Cable entry	Flange with knockouts	Flange with knockouts	Flange with knockouts	Flange with knockouts	Flange with knockouts	Flange with knockouts

Codes	1SLM004100A1306	1SLM004100A1307	1SLM004100A1308	1SLM004100A1309	1SLM004100A1310
	1SLM004100A1406	1SLM004100A1407	1SLM004100A1408	1SLM004100A1409	1SLM004100A1410
Number of modules	36 (2 x 18)	36 (3 x 12)	48	54	72
Dimensions (W x H x D) in mm	430 x 435 x 108	320 x 600 x 108	320 x 735 x 108	430 x 600 x 128	430 x 735 x 128
Colour	RAL 9016 white	RAL 9016 white	RAL 9016 white	RAL 9016 white	RAL 9016 white
Door type	Transparent / opaque	Transparent / opaque	Transparent / opaque	Transparent / opaque	Transparent / opaque
Protection class	II ⧈	II ⧈	II ⧈	II ⧈	II ⧈
Fire resistance	GWT 850 °C	GWT 850 °C	GWT 850 °C	GWT 850 °C	GWT 850 °C
Material	Thermoplastic	Thermoplastic	Thermoplastic	Thermoplastic	Thermoplastic
Resistance to mechanical impacts	IK08	IK08	IK08	IK08	IK08
Installation temperature	-15°C / + 60 °C	15°C / + 60 °C	-15°C / + 60 °C	-15°C / + 60 °C	-15°C / + 60 °C
Resistance to heat	BPT 70 °C	BPT 70 °C	BPT 70 °C	BPT 70 °C	BPT 70 °C
IP rating	IP41	IP41	IP41	IP41	IP41
Max. dissipation power	47 W	50 W	59 W	59 W	82 W
Extractable frame	Yes	Yes	Yes	Yes	Yes
Maximum current	125 A	100 A	100 A	125 A	125 A
DIN rail centre distance	150 mm	150 mm	150 mm	150 mm	150 mm
Halogen free	Yes	Yes	Yes	Yes	Yes
Cable entry	Flange with knockouts	Flange with knockouts	Flange with knockouts	Flange with knockouts	Flange with knockouts

Note: the versions with box and frontal splitted have the same characteristics of standard product

MISTRAL41W
Technical details

MISTRAL41W – Technical details

Codes		1SPE007717F0200	1SPE007717F0300	1SPE007717F0400	1SPE007717F0800	1SPE007717F0500
		1SPE007717F0210	1SPE007717F0310	1SPE007717F0410	1SPE007717F0810	1SPE007717F0510
	1SPE007717F0100	1SPE007717F0220	1SPE007717F0320	1SPE007717F0420	1SPE007717F0820	1SPE007717F0520
Number of modules	2	4	8	12	18	24
Dimensions (W x H x D) in mm	68 x 210 x 93	96 x 210 x 93	202 x 257 x 120	292 x 257 x 120	382 x 257 x 120	292 x 382 x 120
Colour	RAL 9016 white	RAL 9016 white	RAL 9016 white	RAL 9016 white	RAL 9016 white	RAL 9016 white
Door type	No door	No door / transparent / opaque	No door / transparent / opaque	No door / transparent / opaque	No door / transparent / opaque	No door / transparent / opaque
Protection class	II ⧈	II ⧈	II ⧈	II ⧈	II ⧈	II ⧈
Fire resistance	GWT 650°C	GWT 650 °C	GWT 650 °C	GWT 650 °C	GWT 650 °C	GWT 650 °C
Material	Thermoplastic	Thermoplastic	Thermoplastic	Thermoplastic	Thermoplastic	Thermoplastic
Resistance to mechanical impacts	IK08	IK08	IK08	IK08	IK08	IK08
Installation temperature	-15 °C / + 60 °C	-15 °C / + 60 °C	-15 °C / + 60 °C	-15 °C / + 60 °C	-15 °C / + 60 °C	15 °C / + 60 °C
Resistance to heat	BPT 70°C	BPT 70 °C	BPT 70 °C	BPT 70 °C	BPT 70 °C	BPT 70 °C
IP rating	IP41	IP41	IP41	IP41	IP41	IP41
Max. dissipation power	9,2W	9,3 W	17,7 W	23,8 W	29,8 W	30,2 W
Maximum current	63A	63 A	63 A	63 A	63 A	63 A
DIN rail centre distance	–	–	–	–	–	125 mm
Halogen free	Yes	Yes	Yes	Yes	Yes	Yes
Cable entry	Smooth	Smooth	Smooth	Smooth	Smooth	Smooth

Codes	1SPE007717F0900	1SPE007717F0600	1SPE007717F0700	1SPE007717F1000	1SPE007717F1100
	1SPE007717F0910	1SPE007717F0610	1SPE007717F0710	1SPE007717F1010	1SPE007717F1110
	1SPE007717F0920	1SPE007717F0620	1SPE007717F0720	1SPE007717F1020	1SPE007717F1120
Number of modules	36 (2 x 18)	36 (3 x 12)	48	54	72
Dimensions (W x H x D) in mm	382 x 382 x 120	292 x 507 x 120	292 x 656 x 120	382 x 507 x 120	382 x 656 x 120
Colour	RAL 9016 white	RAL 9016 white	RAL 9016 white	RAL 9016 white	RAL 9016 white
Door type	No door / transparent / opaque	No door / transparent / opaque	No door / transparent / opaque	No door / transparent / opaque	No door / transparent / opaque
Protection class	II ⧈	II ⧈	II ⧈	II ⧈	II ⧈
Fire resistance	GWT 650 °C	GWT 650 °C	GWT 650 °C	GWT 650 °C	GWT 650 °C
Material	Thermoplastic	Thermoplastic	Thermoplastic	Thermoplastic	Thermoplastic
Resistance to mechanical impacts	IK08	IK08	IK08	IK08	IK08
Installation temperature	-15 °C / + 60 °C	15 °C / + 60 °C	-15 °C / + 60 °C	-15 °C / + 60 °C	-15 °C / + 60 °C
Resistance to heat	BPT 70 °C	BPT 70 °C	BPT 70 °C	BPT 70 °C	BPT 70 °C
IP rating	IP41	IP41	IP41	IP41	IP41
Max. dissipation power	37,5 W	36,8 W	44,8 W	45,2 W	54,4 W
Maximum current	63 A	63 A	63 A	63 A	63 A
DIN rail centre distance	125 mm	125 mm	125 mm	125 mm	125 mm
Halogen free	Yes	Yes	Yes	Yes	Yes
Cable entry	Smooth	Smooth	Smooth	Smooth	Smooth

Note: the versions with box and frontal splitted have the same characteristics of standard product

MISTRAL41W – Technical details

Codes		1SPE007717F1600	1SPE007717F1700	1SPE007717F1800	1SPE007717F2200	1SPE007717F1900
		1SPE007717F1610	1SPE007717F1710	1SPE007717F1810	1SPE007717F2210	1SPE007717F1910
	1SPE007717F1500	1SPE007717F1620	1SPE007717F1720	1SPE007717F1820	1SPE007717F2220	1SPE007717F1920
Number of modules	2	4	8	12	18	24
Dimensions (W x H x D) in mm	68 x 210 x 93	96 x 210 x 93	202 x 257 x 120	292 x 257 x 120	382 x 257 x 120	292 x 382 x 120
Colour	RAL 9016 white	RAL 9016 white	RAL 9016 white	RAL 9016 white	RAL 9016 white	RAL 9016 white
Door type	No door	No door / transparent / opaque	No door / transparent / opaque	No door / transparent / opaque	No door / transparent / opaque	No door / transparent / opaque
Protection class	II ⧈	II ⧈	II ⧈	II ⧈	II ⧈	II ⧈
Fire resistance	GWT 750 °C	GWT 750 °C	GWT 750 °C	GWT 750 °C	GWT 750 °C	GWT 750 °C
Material	Thermoplastic	Thermoplastic	Thermoplastic	Thermoplastic	Thermoplastic	Thermoplastic
Resistance to mechanical impacts	IK08	IK08	IK08	IK08	IK08	IK08
Installation temperature	-15 °C / + 60 °C	-15 °C / + 60 °C	-15 °C / + 60 °C	-15 °C / + 60 °C	-15 °C / + 60 °C	15 °C / + 60 °C
Resistance to heat	BPT 70 °C	BPT 70 °C	BPT 70 °C	BPT 70 °C	BPT 70 °C	BPT 70 °C
IP rating	IP41	IP41	IP41	IP41	IP41	IP41
Max. dissipation power	9,2 W	9,3 W	17,7 W	23,8 W	29,8 W	30,2 W
Maximum current	63 A	63 A	63 A	63 A	63 A	63 A
DIN rail centre distance	–	–	–	–	–	125 mm
Halogen free	No	No	No	No	No	No
Cable entry	Smooth	Smooth	Smooth	Smooth	Smooth	Smooth

Codes	1SPE007717F2300	1SPE007717F2000	1SPE007717F2100	1SPE007717F2400	1SPE007717F2500
	1SPE007717F2310	1SPE007717F2010	1SPE007717F2110	1SPE007717F2410	1SPE007717F2510
	1SPE007717F2320	1SPE007717F2020	1SPE007717F2120	1SPE007717F2420	1SPE007717F2520
Number of modules	36 (2 x 18)	36 (3 x 12)	48	54	72
Dimensions (W x H x D) in mm	382 x 382 x 120	292 x 507 x 120	292 x 656 x 120	382 x 507 x 120	382 x 656 x 120
Colour	RAL 9016 white	RAL 9016 white	RAL 9016 white	RAL 9016 white	RAL 9016 white
Door type	No door / transparent / opaque	No door / transparent / opaque	No door / transparent / opaque	No door / transparent / opaque	No door / transparent / opaque
Protection class	II ⧈	II ⧈	II ⧈	II ⧈	II ⧈
Fire resistance	GWT 750 °C	GWT 750 °C	GWT 750 °C	GWT 750 °C	GWT 750 °C
Material	Thermoplastic	Thermoplastic	Thermoplastic	Thermoplastic	Thermoplastic
Resistance to mechanical impacts	IK08	IK08	IK08	IK08	IK08
Installation temperature	-15 °C / + 60 °C	15 °C / + 60 °C	-15 °C / + 60 °C	-15 °C / + 60 °C	-15 °C / + 60 °C
Resistance to heat	BPT 70 °C	BPT 70 °C	BPT 70 °C	BPT 70 °C	BPT 70 °C
IP rating	IP41	IP41	IP41	IP41	IP41
Max. dissipation power	37,5 W	36,8 W	44,8 W	45,2 W	54,4 W
Maximum current	63 A	63 A	63 A	63 A	63 A
DIN rail centre distance	125 mm	125 mm	125 mm	125 mm	125 mm
Halogen free	No	No	No	No	No
Cable entry	Smooth	Smooth	Smooth	Smooth	Smooth

Note: the versions with box and frontal splitted have the same characteristics of standard product

MISTRAL41
Technical details

Table of resistance to chemical agents

	Cold water	Hot water	Sulphuric acid	Hydrochloric acid	Acetic acid	Petroleum	Benzine	Acetone	Ethyl alcohol	Ammonia	Dichloromethane	Diesel oil - Naptha	Mineral oil	Food oils	Tetrachloroethylene	Trichloroethylene	Ether	Ozone	Toluene	Methyl alcohol	Alcohol	Milk	Fruit juices	Fluorocarbons	Detersives	Detergents	Potassium nitrate	Hydrogen peroxide
MISTRAL41F – Flush-mounted	■	■	▲	●	■	●	●	●	▲	■	●	▲	■	■	●	●	●	■	●	▲	■	■	■	●	■	■	▲	■
MISTRAL41W – Wall-mounted	■	■	▲	●	■	●	●	●	▲	■	●	▲	■	■	●	●	●	■	●	▲	■	■	■	●	■	■	▲	■

■ resistant ▲ partially resistant ● non resistant

NOTES

MISTRAL41F

Upper and lower knockouts and precuts

Cable entry

Modules (mm)	diam. 40	diam. 32	diam. 25	diam. 20	Flange
4	–	–	3	3	/ / /
6	–	–	5	5	/ / /
8	–	1	9	–	150 x 55
12	1	8	4	–	240 x 55
18	1	12	2	–	330 x 55

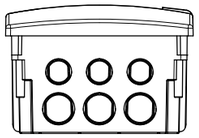

4 modules - top and bottom - concrete and hollow wall

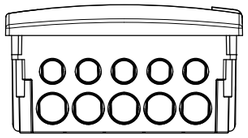

6 modules - top and bottom - concrete and hollow wall

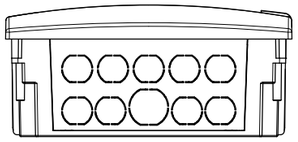

8 modules - top and bottom - hollow wall

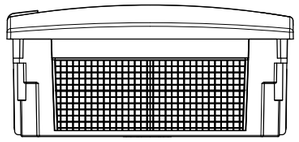

8 modules - top and bottom - concrete wall

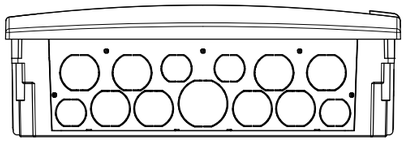

12 modules - top and bottom - hollow wall

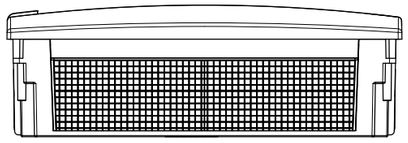

12 modules - top and bottom - concrete wall

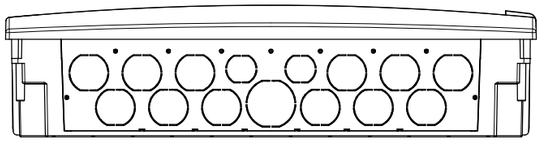

18 modules - top and bottom - hollow wall

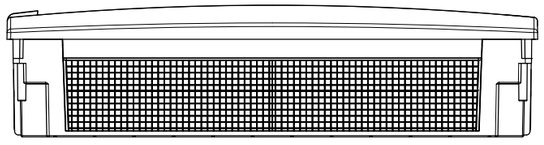

18 modules - top and bottom - concrete wall

MISTRAL41F

Upper and lower knockouts

Box

Modules	diam. 32
4 M	4
6 M	4
8 M	4
12 M	4
18 M	4
24 M	8
36 M – 2F	8
36 M – 3F	12
48 M	16
54 M	12
72 M	16

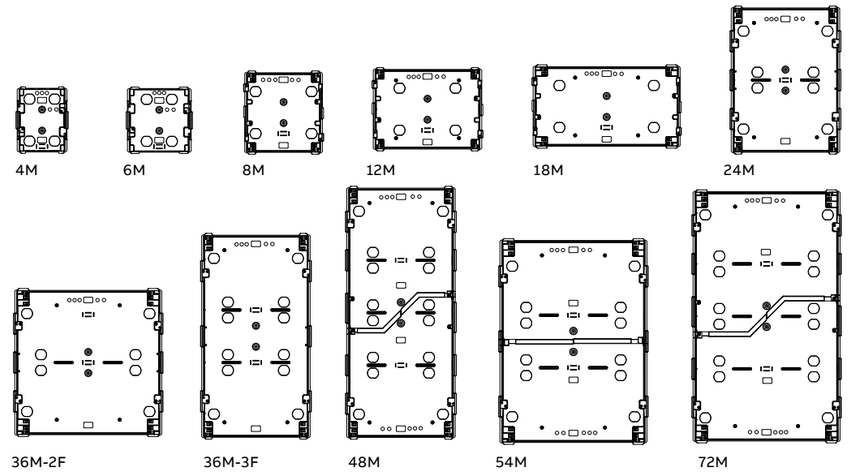

Side

Modules	diam. 32
4 M	1
6 M	1
8 M	1
12 M	1
18 M	1
24 M	3
36 M – 2F	3
36 M – 3F	4
48 M	5
54 M	4
72 M	5

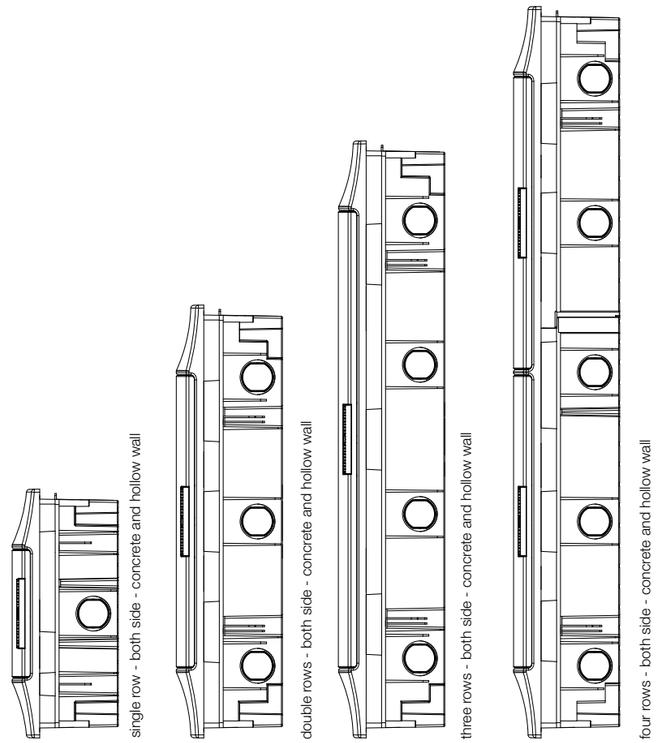

MISTRAL41F

Overall dimensions

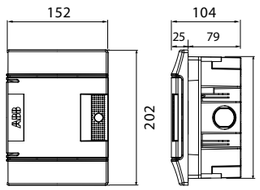

4 modules

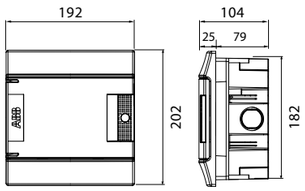

6 modules

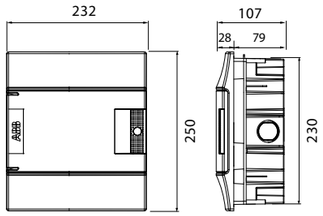

8 modules

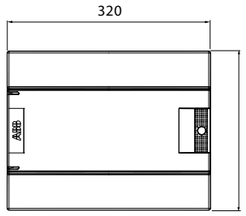

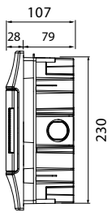

12 modules

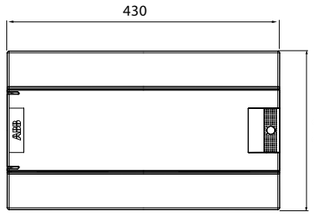

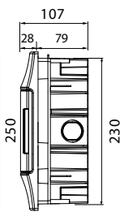

18 modules

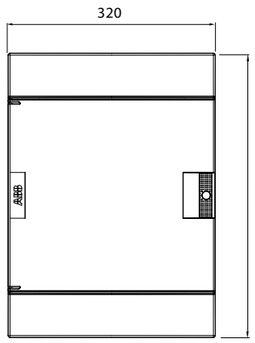

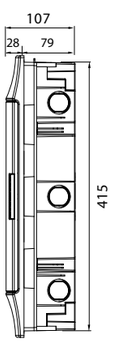

24 modules

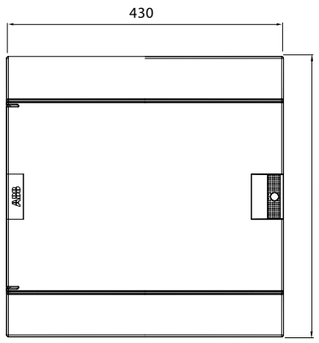

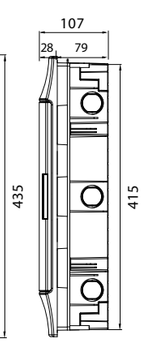

36 modules

Dimensions in mm

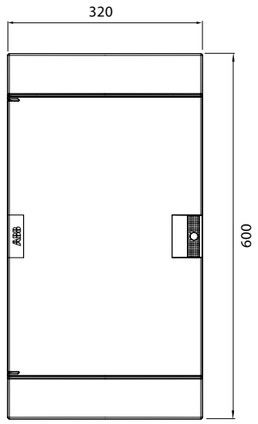

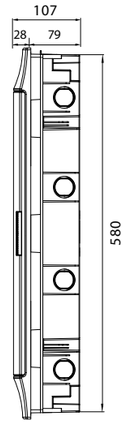

36 modules

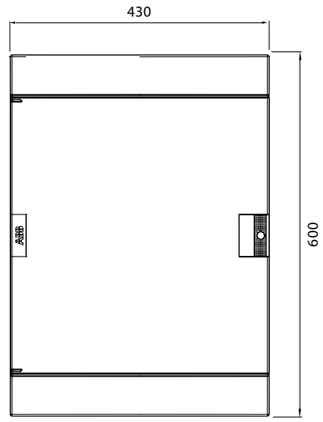

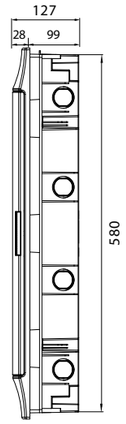

54 modules

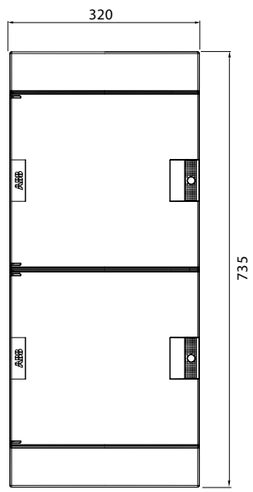

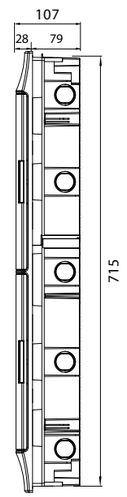

48 modules

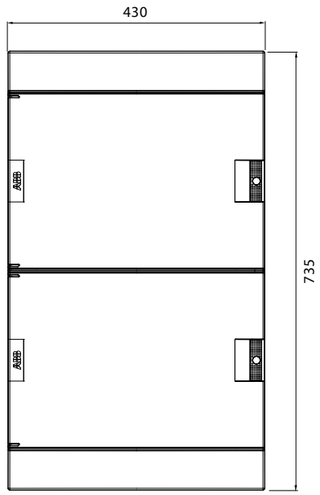

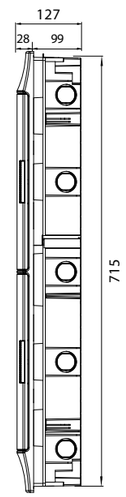

72 modules

Dimensions in mm

MISTRAL41W

Overall dimensions

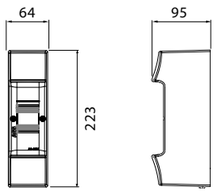

1 module

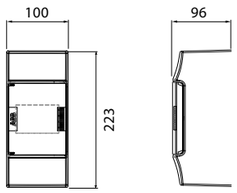

4 modules

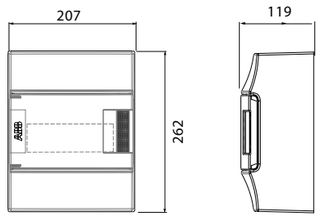

8 modules

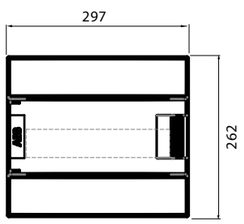

12 modules

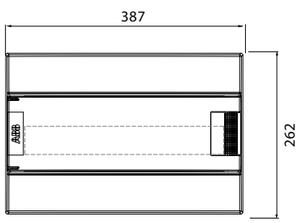

18 modules

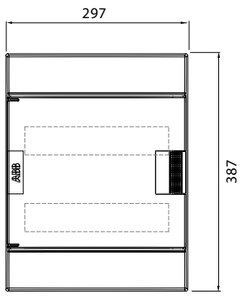

24 modules

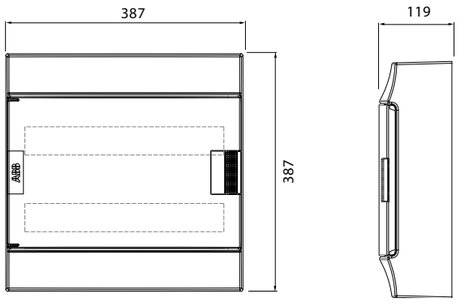

36 modules

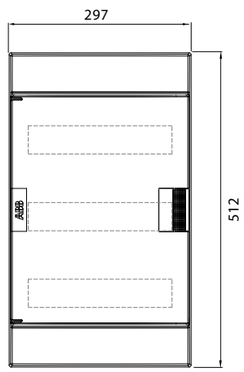

36 modules

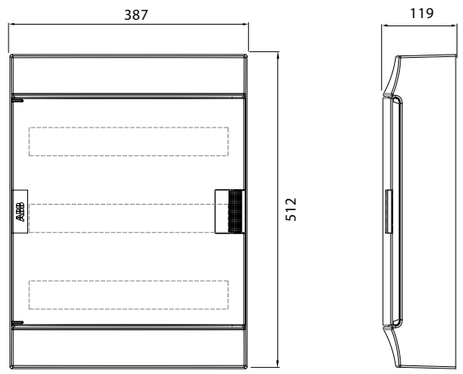

54 modules

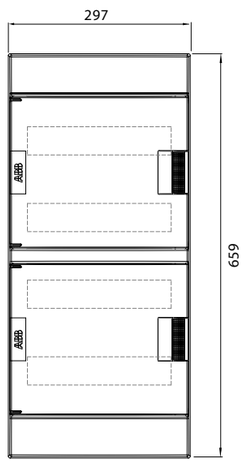

48 modules

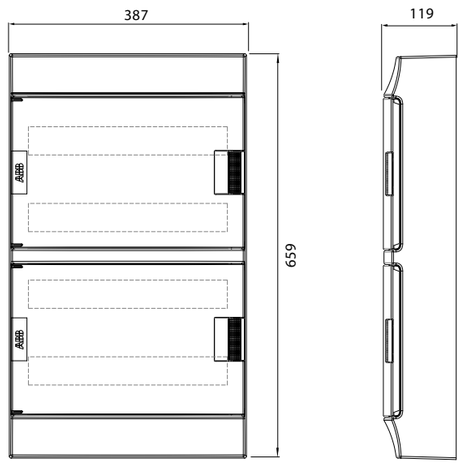

72 modules

NOTES

NOTES

ABB SACE
A division of ABB S.p.A.
Enclosures and Cable Systems
Viale Vicenza, 61
36063 Marostica (VI) - Italy
Phone: +39 0424 478200
Fax: +39 0424 478305

www.abb.com/lowvoltage



© Copyright 2017 ABB. All rights reserved.
Specifications subject to change without notice.