



Nexus[®]Pro iOS app

User manual



What is Nexus®Pro?

Nexus®Pro is designed to enable building owners and managers to easily maintain and test emergency lighting, without the need to visually verify performance or disrupt the power supply.

All operations can be managed remotely, giving building owners and managers complete control wherever they are, whenever they need it the most.

Login

- 1 Sign in using your username and password.

Login

Username

Password

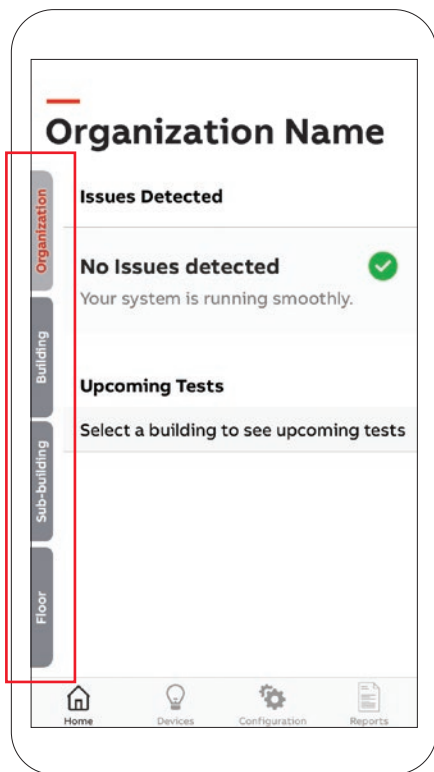
Log in

[Forgot password](#)

[Sign up](#)

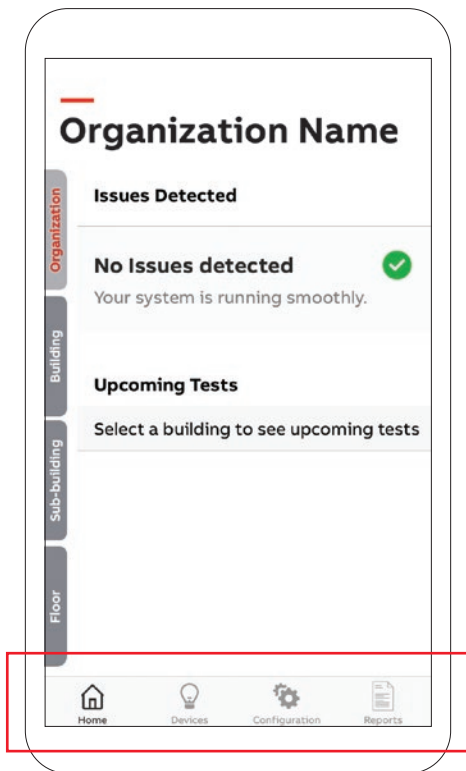
Left slider menu

- 2 View all devices with detected issues and any upcoming tests.



Main menu


- 3** Located at the bottom of the app: home, devices, configuration, and reports.



Device page

4

View defective and functional devices in a list format or on a map.



5

Map view



Configuration

6

Tests: Shows upcoming scheduled tests and create tests.

Groups: Assign devices to different groups based on category or testing schedule.

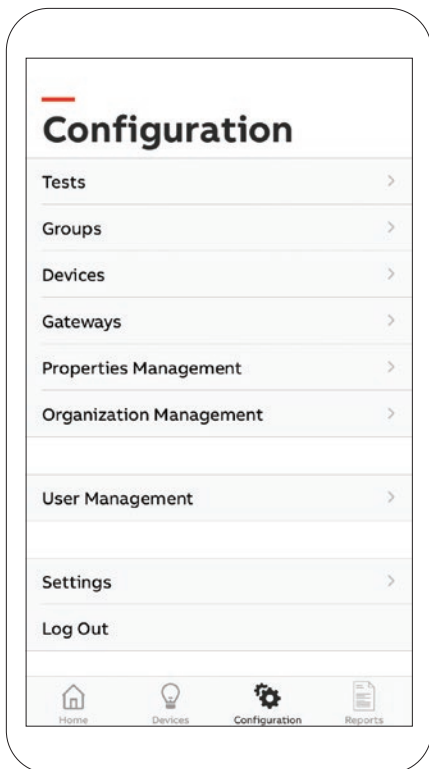
Device: Add a new device to your system.

Gateway: List of installed gateways.

Properties management: Overview of your organization.

Organization management: General information about your organization.

User management: Invite or delete users from your organization.



Reports

7

Test results: Get monthly and annual test results.

Work instructions: List and location of defective devices with part numbers.

Maintenance history: What and when devices have been fixed.

Offline devices: Devices that are currently not functioning.

Device locations: Where devices are located.

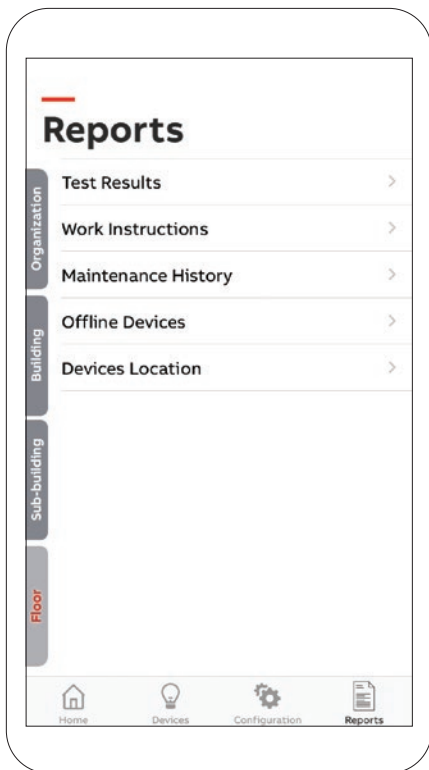




ABB Electrification Canada ULC

1811 boulevard Hymus
Dorval, Québec, Canada
H9P 1J5

Technical and customer support
1-800-435-7365

nexus-info@us.abb.com
www.nexus-system.com