

1 SUPPLEMENTARY EC - TYPE EXAMINATION CERTIFICATE

**2 Equipment or Protective System Intended for use in Potentially Explosive Atmospheres
Directive 94/9/EC**

3 Supplementary EC - Type Examination Certificate Number: **Baseefa08ATEX0003X/1**

4 Equipment or Protective System: **EXB/EXBB and XESX Conduit Range and EXPQ and EXBQ Range of Fittings**

5 Manufacturer: **Cable Management Products Ltd (A Thomas & Betts Company)
Also T/A Kopex-Ex and Kopex International Ltd**

6 Address: **Station Road, Coleshill, Birmingham, B46 1HT**

7 This supplementary certificate extends EC – Type Examination Certificate No. **BaseefaATEX0003X** to apply to equipment or protective systems designed and constructed in accordance with the specification set out in the Schedule of the said certificate but having any variations specified in the Schedule attached to this certificate and the documents therein referred to.

8 Item 9 of the original Certificate is replaced by “Compliance with the Essential Health and Safety Requirements has been assured by compliance with:

EN 60079-0: 2012

EN 60079-1: 2007

EN 60079-31: 2009

except in respect of those requirements listed at item 18 of the Schedule.”

9 The marking of the equipment has changed from the original Certificate and shall include the following:

Ex II 2 GD Ex e IIC Gb Ex tb IIIC Db IP66 (T_{amb} -°C to +**°C) ** see schedule.**

This certificate shall be held with the original certificate.

Baseefa Customer Reference No. **0628**

Project File No. **12/0628**

This document is issued by the Company subject to its General Conditions for Certification Services accessible at <http://www.sgs.com/en/Terms-and-Conditions.aspx> and the Supplementary Terms and Conditions accessible at <http://www.baseefa.com/terms-and-conditions.asp>. Attention is drawn to the limitation of liability, indemnification and jurisdiction issues defined therein. Any holder of this document is advised that information contained herein reflects the Company's findings at the time of its intervention only and within the limits of Client's instructions, if any. It does not necessarily indicate that the equipment may be used in particular industries or circumstances. The Company's sole responsibility is to its Client and this document does not exonerate parties to a transaction from exercising all their rights and obligations under the transaction documents. This document cannot be reproduced except in full, schedule included, without prior written approval of the Company. Any unauthorized alteration, forgery or falsification of the content or appearance of this document is unlawful and offenders may be prosecuted to the fullest extent of the law.

SGS Baseefa Limited


Rockhead Business Park, Staden Lane,
Buxton, Derbyshire SK17 9RZ

Telephone +44 (0) 1298 766600 Fax +44 (0) 1298 766601

e-mail info@baseefa.com web site www.baseefa.com

Registered in England No. 4305578.

Registered address: Rossmore Business Park, Ellesmere Port, Cheshire, CH65 3EN


R S SINCLAIR

GENERAL MANAGER

On behalf of SGS Baseefa Limited

13 **Schedule**

14 **Certificate Number Baseefa08ATEX0003X/1**

15 **Description of the variation to the Equipment or Protective System**

Variation 1.1

To confirm the change of company name from 'Cable Management Products Limited also T/A Kopex International Ltd' to 'Cable Management Products Ltd (A Thomas & Betts Company) Also T/A Kopex-Ex and Kopex International Ltd'.

Variation 1.2

To confirm the change of equipment name from 'EXB/EXBB Conduit Range and EXPQ and EXBQ Range of Fittings' to 'EXB/EXBB and XESX Conduit Range and EXPQ and EXBQ Range of Fittings'.

Variation 1.3

To confirm the addition of the XESX and XESXB (stainless steel braided) range of conduit in sizes 02 to 08.

Variation 1.4

To confirm the addition of the EXB 09 and 10 (Jumbo Sizes) for use with the conduit and fittings listed.

Variation 1.5

To confirm that the equipment covered by this certificate has been reviewed against the requirements of EN60079-0: 2012, EN60079-7: 2007 and EN 60079-31: 2009 in respect of the differences from the standards to which this certificate was issued; none of these differences affect this equipment other than the product marking.

The product will now be marked as follows:-

 **II 2 GD Ex e IIC Gb Ex tb IIIC Db IP66 (T_{amb} -**°C to +**°C)**

EXB - Sizes 03 to 08 (T_{amb} -20°C to +80°C)

EXB - Sizes 09 to 10 (T_{amb} -40°C to +85°C)

EXBB - Sizes 03 to 08 (T_{amb} -20°C to +80°C)

XESX - Sizes 02 and 08 (T_{amb} -40°C to +85°C)

XESXB - Sizes 02 and 08 (T_{amb} -40°C to +85°C)

16 **Report Number**

Baseefa Certification Report GB/BAS/ExTR12.0234/00

17 **Additional Specific Condition of Use**

1. The apparatus has been subject to the impact tests corresponding to 'low risk of mechanical damage' and is therefore restricted to use in areas where the risk of mechanical damage is designated as low.

18 **Essential Health and Safety Requirements**

Compliance with the Essential Health and Safety Requirements is not affected by this variation.

19 Drawings and Documents

Number	Issue	Date	Description
A0006	1	02/06/2014	EXPQ* Fittings
A0007	1	02/06/2014	EXBQ* Fittings
A0008	1	02/06/2014	EXB/EXBB Conduit
A0009	1	02/06/2014	XESX Conduit
8075	1	03/06/2014	EXB - Conduits
8076	1	03/06/2014	XESX - Conduits
8077	1	03/06/2014	EXB – Jumbo Conduits
8078	1	04/06/2014	EXPQM BODIES
8079	1	05/06/2014	EXPQA BODIES
8080	1	04/06/2014	EXPQ* - NUTS
8081	1	03/06/2014	EXBB - Conduits
8083	1	04/06/2014	EXBQM BODIES
8084	1	05/06/2014	EXBQA BODIES
8085	1	05/06/2014	SRQ – Conduit Seals

The above drawings are common to Baseefa08ATEX0003X/1 and IECEx BAS 08.0001X and are held with the latter.

The following drawings are no longer certified.

Number	Issue	Date	Description
5634	1	08/01/08	Conduit Approval Drawing
5720	1	07/01/08	EXBQ* Approval Drawing
5724	1	04/01/08	EXPQ* Approval Drawing
5661	2	27/10/07	EXBQM0303/BODY
5662	3	27/10/07	EXBQM0404/BODY
5663	3	27/10/07	EXBQM0505/BODY
5664	3	27/10/07	EXBQM0606/BODY
5665	2	27/10/07	EXBQM0707/BODY
5666	1	27/10/07	EXBQM0808/BODY
5667	2	27/10/07	EXBQA0304/BODY
5668	3	27/10/07	EXBQA0404/BODY
5669	2	27/10/07	EXBQA0505/BODY
5670	2	27/10/07	EXBQA0606/BODY
5671	2	27/10/07	EXBQA0707/BODY
5672	2	27/10/07	EXBQA0808/BODY
5628	3	27/10/07	EXPQM0303/BODY
5629	3	27/10/07	EXPQM0404/BODY
5630	2	27/10/07	EXPQM0505/BODY
5632	3	27/10/07	EXPQM0606/BODY
5569	2	27/10/07	EXPQM0707/BODY
5571	3	27/10/07	EXPQM0808/BODY

Number	Issue	Date	Description
5573	2	27/10/07	EXPQA0304/BODY
5635	3	27/10/07	EXPQA0404/BODY
5636	2	27/10/07	EXPQA0505/BODY
5637	3	27/10/07	EXPQA0606/BODY
5638	2	27/10/07	EXPQA0707/BODY
5639	3	27/10/07	EXPQA0808/BODY
2403	2	29/05/96	SRQ11
1614	3	06/01/97	SRQ16
1333	3	06/01/97	SRQC28
1334	3	06/01/97	SRQC34
5721	1	19/12/07	SRQC36
5722	1	19/12/07	SRQC48



01

EC - TYPE EXAMINATION CERTIFICATE

2 **Equipment or Protective System Intended for use in Potentially Explosive Atmospheres**
 Directive 94/9/EC

3 EC - Type Examination **Baseefa08ATEX0003X**
 Certificate Number:

4 Equipment or Protective System: **EXB/EXBB Conduit Range and EXPQ and EXBQ Range of Fittings**

5 Manufacturer: **Cable Management Products Limited**
 also T/A Kopex International Ltd

6 Address: **Station Road, Coleshill, Birmingham, B46 1HT**

7 This equipment or protective system and any acceptable variation thereto is specified in the schedule to this certificate and the documents therein referred to.

8 Baseefa (2001) Ltd., Notified Body number 1180, in accordance with Article 9 of the Council Directive 94/9/EC of 23 March 1994, certifies that this equipment or protective system has been found to comply with the Essential Health and Safety Requirements relating to the design and construction of equipment and protective systems intended for use in potentially explosive atmospheres given in Annex II to the Directive.

The examination and test results are recorded in confidential Report No. **GB/BAS/ExTR 08.0010/00**

9 Compliance with the Essential Health and Safety Requirements has been assured by compliance with:


EN 60079-0: 2006, EN 60079-7: 2007, EN 61241-0: 2006, EN 61241-1: 2004

except in respect of those requirements listed at item 18 of the Schedule.

10 If the sign "X" is placed after the certificate number, it indicates that the equipment or protective system is subject to special conditions for safe use specified in the schedule to this certificate.

11 This EC - TYPE EXAMINATION CERTIFICATE relates only to the design and construction of the specified equipment or protective system. Further requirements of the Directive apply to the manufacturing process and supply of this equipment or protective system. These are not covered by this certificate.

12 The marking of the equipment or protective system shall include the following :

 **II 2GD Ex e II Ex tD A21 IP66 (- 20°C ≤ ta ≤ + 80°C)**

This certificate may only be reproduced in its entirety, without any change, schedule included.

Baseefa Customer Reference No. **0628**


Project File No. **07/0509**

This certificate is granted subject to the general terms and conditions of Baseefa (2001) Ltd. It does not necessarily indicate that the equipment may be used in particular industries or circumstances.

Baseefa

Rockhead Business Park, Staden Lane,
Buxton, Derbyshire SK17 9RZ
Telephone +44 (0) 1298 766600 Fax +44 (0) 1298 766601
e-mail info@baseefa.com web site www.baseefa.com
Baseefa is a trading name of Baseefa (2001) Ltd
Registered in England No. 4305578 at the above address


R/S SINCLAIR
DIRECTOR
On behalf of
Baseefa (2001) Ltd.



13

Schedule

14

Certificate Number Baseefa08ATEX0003X

15 Description of Equipment or Protective System

The EXB range of plastic conduit has a corrugated outer profile and is manufactured from polymer. The EXPQXXXXX Range of conduit fittings except for combined clamping and sealing ring may be manufactured in brass or stainless steel which may be coated or plated to suit the application. The combined sealing and clamping ring is manufactured from rubber. The fitting comprises a backnut which is passed over the conduit; the sealing ring is then placed over the conduit and has an internal section that locates in the corrugated section of the conduit. The conduit is located in the body of the fitting such that the seal is displaced up on the tightening of the backnut onto the body and forms a seal with the fitting and act as retention for the conduit. The body may be fitted with M16 to M50 metric or ½" to 1 ½"NPT male entry thread forms

The EXBB conduit is identical to the EXB conduit but is fitted with an external layer of stainless steel braid. The EXBQXXXXX fitting is similar to the EXPQ fitting but is fitted with an additional external clamping mechanism that locates on to a modified backnut and is used to clamp the stainless braid

The XXXXX is used to identify the thread form size and conduit size for the fitting

16 Report Number

Baseefa Certification Report GB/BAS/ExTR 08.0002/00

17 Special Conditions for Safe Use


1. The conduit and fittings are suitable for use within an operating temperature range of -20°C to +80°C.
2. When the conduit and fittings is used for increased safety or dust protection, the frame shall be suitably sealed, in accordance with IEC 60079-14, to maintain the ingress protection rating of the associated enclosure.

18 Essential Health and Safety Requirements

All relevant Essential Health and Safety Requirements are covered by the standards listed at item 9.

19 Drawings and Documents

Number	Issue	Date	Description
5634	1	08/01/08	Conduit Approval Drawing
5720	1	07/01/08	EXPQ Approval Drawing
5628	3	11/02/08	EXPQM0303 Body (M16 Entry Thread)
5629	3	11/02/08	EXPQM0404 Body (M20 Entry Thread)
5630	2	07/02/08	EXPQM0505 Body (M25 Entry Thread)
5632	3	07/02/08	EXPQM0606 Body (M32 Entry Thread)
5569	2	07/02/08	EXPQM0707 Body (M40 Entry Thread)
5571	3	15/02/08	EXPQM0808 Body (M50 Entry Thread)
5573	2	07/02/08	EXPQA0304 Body (1/2"NPT Entry Thread)
5635	3	12/02/08	EXPQA0404 Body (1/2"NPT Entry Thread)
5636	2	12/02/08	EXPQA0505 Body (3/4"NPT Entry Thread)
5637	3	12/02/08	EXPQA0606 Body (1"NPT Entry Thread)
5638	2	12/02/08	EXPQA0707 Body (1 1/4"NPT Entry Thread)
5639	3	12/02/08	EXPQA0808 Body (1 1/2"NPT Entry Thread)



Number	Issue	Date	Description
2467	2	07/01/08	PK16 Nut
2835	2	07/01/08	PK21 Nut
2836	3	07/01/08	PK28 Nut
2837	2	07/01/08	PK34 Nut
5570	1	29/06/07	EXPQ0707/Nut
5572	1	29/06/07	EXPQ0808/Nut
2403	2	07/01/08	SRQ11 (Seal)
1614	3	07/01/08	SRQ16 (Seal)
1333	3	14/01/08	SRQC28 (Seal)
1334	3	07/01/08	SRQC34 (Seal)
5721	1	19/12/07	SRQC36 (Seal)
5722	1	19/12/07	SRQC48 (Seal)
5720	1	07/01/08	EXQB Approval Drawing
5661	2	11/02/08	EXBQM0303 Body (M16 Entry Thread)
5662	3	15/02/08	EXBQM0404 Body (M20 Entry Thread)
5663	3	15/02/08	EXBQM0505 Body (M25 Entry Thread)
5664	3	19/02/08	EXBQM0606 Body (M32 Entry Thread)
5665	2	12/02/08	EXBQM0707 Body (M40 Entry Thread)
5666	1	13/02/08	EXBQM0808 Body (M50 Entry Thread)
5667	2	13/02/08	EXBQA0304 Body (1/2"NPT Entry Thread)
5668	3	15/02/08	EXBQA0404 Body (1/2"NPT Entry Thread)
5669	2	04/04/08	EXBQA0505 Body (3/4"NPT Entry Thread)
5670	2	19/02/08	EXBQA0606 Body (1"NPT Entry Thread)
5671	2	19/02/08	EXBQA0707 Body (1 1/4"NPT Entry Thread)
5672	2	19/02/08	EXBQA0808 Body (1 1/2"NPT Entry Thread)
2254	7	07/01/08	PAB16/NUTIN
2253	4	07/01/08	PAB16/NUTOUT
2006	5	07/01/08	PAB21/NUTIN
2005	4	07/01/08	PAB21/NUTOUT
2246	5	07/01/08	PAB28/NUTIN
2247	3	07/01/08	PAB28/NUTOUT
2357	2	07/01/08	PAB34/NUTIN
2356	2	07/01/08	PAB34/NUTOUT
2448	2	07/01/08	PAB42/NUTIN
2449	3	07/01/08	PAB42/NUTOUT
3747	2	07/01/08	PAB54/NUTIN
3748	2	07/01/08	PAB54/NUTOUT

These drawings are common to IEC Ex BAS 08.0001X and are held with GB/BAS/ExTR08.0002/00.