

Circular Connector Interfaces

Customised Products



Technical Characteristics

Conforms to	CE Mark to the low voltage directive RoHS Compliant to 2011/65/EU Conforms with end of life vehicle directive (ELV) EU200/53/EC	
Approvals and Standards		
Degree of mechanical protection	Medium	
Degree of protection	IP40 - fittings	
UV protection	Very High (Black)	
Finish	Black (BL) only	
Application	Fitting provides connection between electrical Circular connectors and hinged conduit fittings. The fitting can rotate independently of the conduit.	
Normal operating temperature range	Minimum Temperature	Maximum Temperature
	- 40°C	+120°C
For use with - Conduit range	For use with all Conduits in the Harnessflex range	
Fire performance	Self Extinguishing Low smoke toxicity & Halogen Free	
Chemical resistance & Storage data	Click or See page 3	
Type of material	Polyamide (Nylon) PA 66 - heat and UV stabilised	

Image



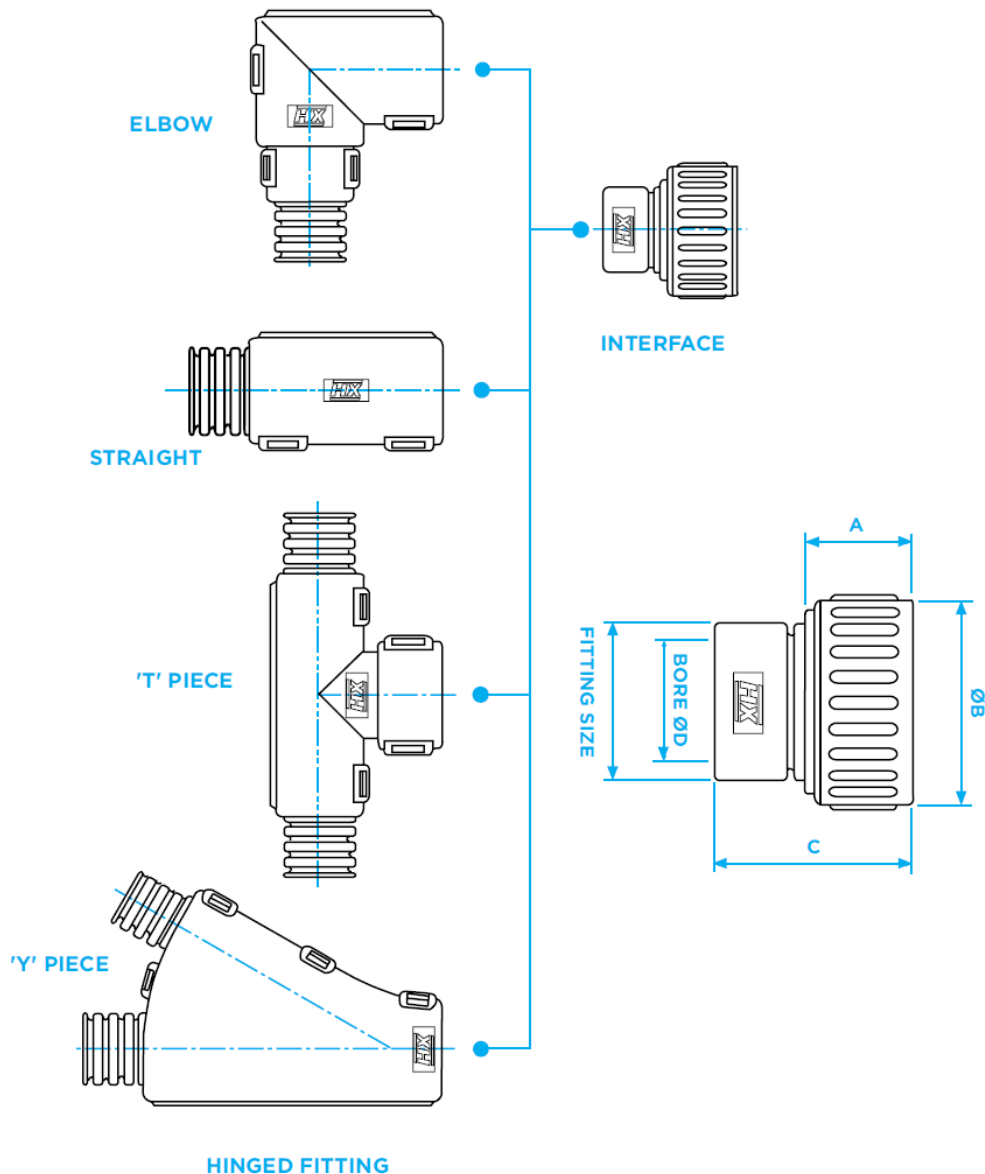
Circular Connector Interfaces

Customised Products



Dimensional Data & Part Number Configuration

Part Number (Hinged Fitting)	Shell Size	Conduit Size		Dimensions (mm)				Thread Size
		(NC)	(NW)	A	B	C	D	
NEPA 14-16	14	16	13	14.4	25.3	25.0	12.5	13/16"-20 UNEF
NEPA 16-20	16	20	17	14.4	30.0	26.3	16.4	15/16"-20 UNEF
NEPA 24-28	24	28	23	17.0	42.0	29.8	22.8	1 7/16" -18 UNEF
CI20-CCU100	18/16	20	17	11	30.0	26.0	16.4	1"-20" UNEF
CI20-CCU119	18/16	20	17	11	33.0	26.0	16.5	1 3/16" -18 UNEF
CI28-CCU131	24	28	23	13	41.5	30.0	22.8	1 5/16" -18 UNEF
CI28-CCU138	24	28	23	13	41.5	30.0	22.8	1 3/8" -18 UNEF

































































Circular Connector Interfaces

Customised Products



Chemical Resistance Chart

Key: Suitable :  Limited Suitability :  Unsuitable :  Not Tested : 	 Astm No.1	 Diesel oil	 Methyl Bromide	 Sulphur Dioxide (Gas)
	 Astm No.2	 Diethylamine	 MEK	 Sulphuric Acid (10%)
	 Astm No.3	 Ethanol	 Nitric Acid (10%)	 Sulphuric Acid (70%)
	 Acetic Acid (10%)	 Ether	 Nitric Acid (70%)	 Toluene
	 Acetone	 Ethylamine	 Oxalic Acid	 Transformer Oil
	 Aluminium Chloride	 Ethylene Glycol	 Ozone (Gas)	 1,1,1-Trichloroethane
	 Aniline	 Ethyl Ethanoate	 Paraffin oil	 Trichloroethylene
	 Benzaldehyde	 Freon 32	 Petrol	 Turpentine
	 Benzene	 Hydrochloric Acid (10%)	 Phenol	 Vegetable Oil
	 Carbon tetrachloride	 Hydrochloric Acid (36%)	 Sea Water	 Vinyl Acetate
	 Chlorine water	 Hydrogen Peroxide (35%)	 Silver Nitrate	 Water
	 Chloroform	 Hydrogen Peroxide (87%)	 Skydrol	 White Spirit
	 Citric Acid	 Lactic Acid	 Sodium Chloride	 Zinc Chloride
	 Copper Sulphate	 Lubricating oil	 Sodium Hydroxide (10%)	
	 Cresol	 Methanol	 Sodium Hydroxide (60%)	

The information above is given as a guide only and is based on published technical data and experience. The chemical resistance of the above products is dependant on factors such as chemical exposure, concentration of the chemical and temperature. The above chemicals are valid for a temperature of 23°C. Use of the above table is at the users own discretion and risk. Those using it must satisfy themselves that their application presents no health and safety risks. The end user should assess compatibility with their application and contact Thomas & Betts for further information.

ADHERENCE TO THE CURRENT WIRING REGULATIONS BS7671 OR NEC WIRING REGULATIONS (FOR USA) IS STRONGLY ADVISED.

MINIMUM BEND RADIUS FOR FLEXING IS DEPENDANT UPON MINIMUM TEMPERATURE, BENDING FREQUENCY AND CHEMICAL ENVIRONMENT.

Storage Guidelines

To maintain balanced moisture content, Harnessflex recommends storing products under the following conditions:

Storage temp. 18°C to 30°C	Installation temp. >18°C	Rel. humidity >30%
--------------------------------------	------------------------------------	------------------------------

If products from an outside environment are brought into a heated processing area, the change in climate may suddenly cause temporary de-moisturisation around the edges. After 24 hours in the processing area a natural balance will be restored.

Observing this storage recommendation ensures optimum process-ability and material properties.